



US00D763241S

(12) **United States Design Patent**
Kim

(10) **Patent No.:** **US D763,241 S**

(45) **Date of Patent:** **** Aug. 9, 2016**

(54) **CASE FOR ELECTRONIC DEVICE**

(71) Applicant: **Dae-Young Kim**, Seoul (KR)

(72) Inventor: **Dae-Young Kim**, Seoul (KR)

(73) Assignee: **SPIGEN KOREA CO., LTD.**,
Geumcheon-Gu, Seoul (KR)

(**) Term: **14 Years**

(21) Appl. No.: **29/506,889**

(22) Filed: **Oct. 21, 2014**

(51) **LOC (10) Cl.** **14-03**

(52) **U.S. Cl.**
USPC **D14/250**

(58) **Field of Classification Search**
USPC D14/250–253, 440, 203.3–203.7, 217,
D14/496, 248, 238.1, 240, 447, 230, 247,
D14/341, 345, 346, 439; D3/201, 218, 269,
D3/301, 273, 303; D13/103, 107–108;
220/4.02; 248/309.1; 361/679.56;
379/426, 433.11, 455; 455/575.1,
455/575.8; 190/100; 206/305, 320
CPC A45C 2011/002; A45C 11/00; A45C
13/002; A45C 2011/003; H04M 1/0283;
H04M 1/0202; H04M 1/185; H04B 1/3888
See application file for complete search history.

(56) **References Cited**

U.S. PATENT DOCUMENTS

D446,766 S * 8/2001 Han D13/103
D698,773 S * 2/2014 Wildner D14/250

D710,342 S * 8/2014 Fujimura D14/248
D712,861 S * 9/2014 Fujimura D14/138 G
D712,888 S * 9/2014 Fujimura D14/248
D714,272 S * 9/2014 Park D14/248
D724,572 S * 3/2015 Wildner D14/250
D732,515 S * 6/2015 Kim D14/248
D736,754 S * 8/2015 Morgenroth D14/248
D737,815 S * 9/2015 Finney D14/138 G
D741,279 S * 10/2015 Tai D14/138 G

* cited by examiner

Primary Examiner — Sandra Snapp

Assistant Examiner — Holly E Thurman

(74) *Attorney, Agent, or Firm* — East West Law Group;
Heedong Chae

(57) **CLAIM**

The ornamental design for a case for electronic device, as shown and described.

DESCRIPTION

FIG. 1 is a front perspective view of a case for electronic device showing my new design;
FIG. 2 is a rear perspective view thereof;
FIG. 3 is a front elevational view thereof;
FIG. 4 is a rear elevational view thereof;
FIG. 5 is a left side elevational view thereof;
FIG. 6 is a right side elevational view thereof;
FIG. 7 is a top plan view thereof; and,
FIG. 8 is a bottom plan view thereof.
The broken lines depict of unclaimed environment and form no part of the claimed design.

1 Claim, 8 Drawing Sheets

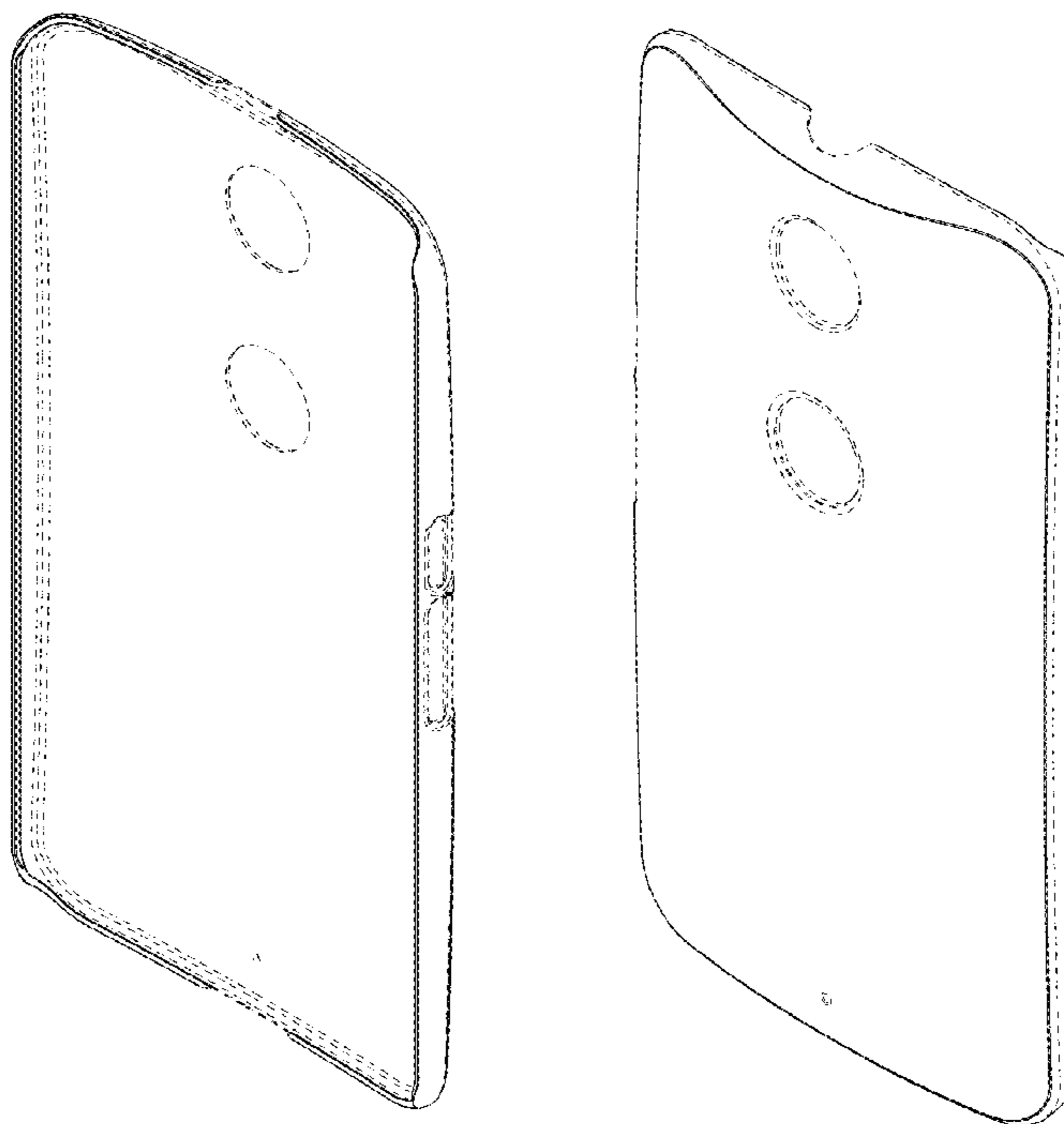


FIG. 1

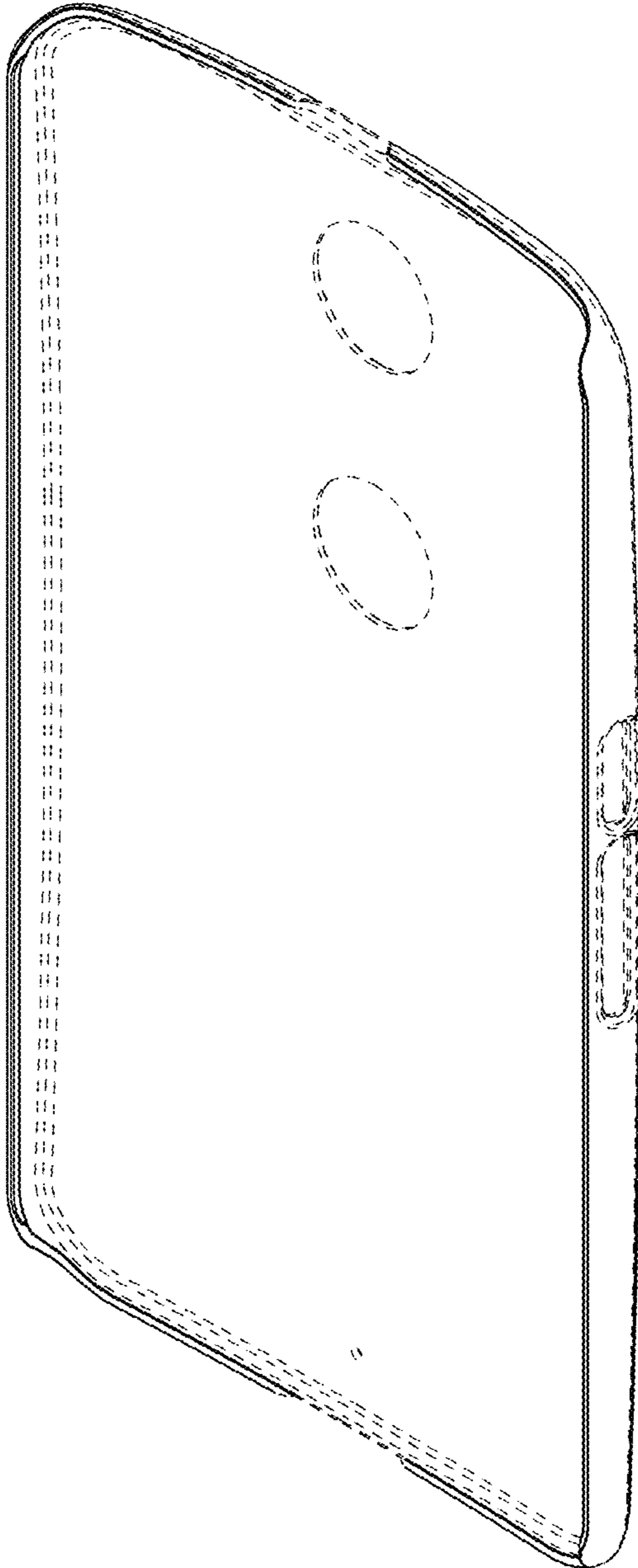


FIG. 2

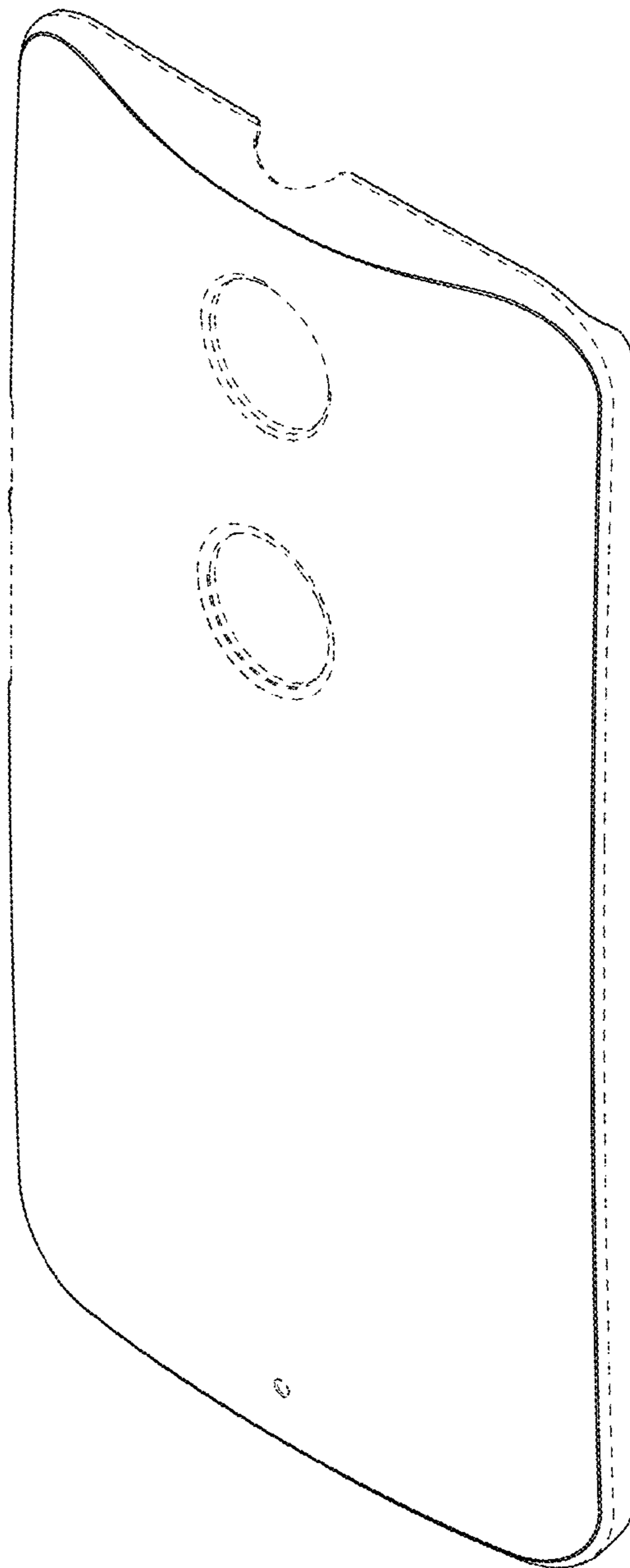


FIG. 3




FIG. 4




FIG. 5




FIG. 6

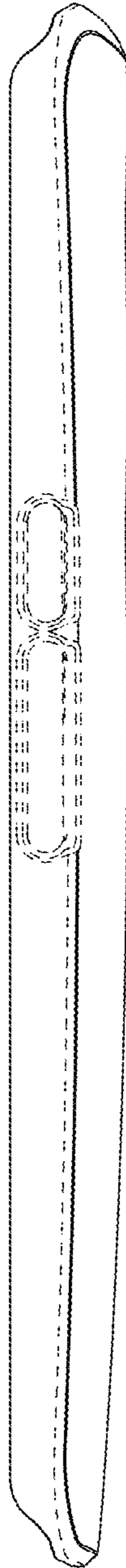


FIG. 7

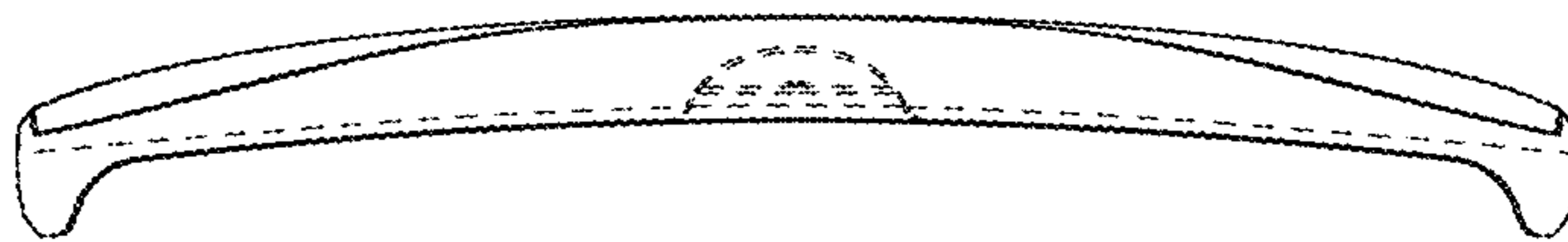


FIG. 8

