

US00D763205S

(12) **United States Design Patent**
Kashimoto

(10) **Patent No.:** **US D763,205 S**
(45) **Date of Patent:** **** *Aug. 9, 2016**

(54) **REMOTE CONTROLLER FOR AIR
CONDITIONER**

(71) Applicant: **DAIKIN INDUSTRIES LTD.,**
Osaka-shi, Osaka-fu (JP)

(72) Inventor: **Hiroko Kashimoto,** Kusatsu (JP)

(73) Assignee: **DAIKIN INDUSTRIES LTD.,**
Osaka-Shi, Osaka-Fu (JP)

(*) Notice: This patent is subject to a terminal disclaimer.

(**) Term: **14 Years**

(21) Appl. No.: **29/521,747**

(22) Filed: **Mar. 26, 2015**

(30) **Foreign Application Priority Data**

Nov. 11, 2014 (JP) 2014-025132

(51) **LOC (10) Cl.** **14-03**

(52) **U.S. Cl.**
USPC **D13/168**

(58) **Field of Classification Search**
USPC D13/162, 168; D10/49, 50; D14/126,
D14/129, 336, 337, 341, 371, 375, 218
CPC ... F24F 11/00; F24F 11/0012; F24F 11/0086;
F24F 11/0009; F24F 2011/0057; F24F
2011/0073; F24F 2011/0091; G05B 19/0426;
G05B 19/409; G05B 15/02; G06F 1/1601;
G06F 3/041; G06F 3/044; G06F 3/0482;
G06F 3/0488; G06F 3/0489; G05D 23/1902;
G05D 23/1905; G05D 23/1931; G02F
1/33308; H01H 9/02; H05B 37/02
See application file for complete search history.

(56) **References Cited**

U.S. PATENT DOCUMENTS

D298,489 S * 11/1988 Sornborger D6/300
D500,037 S * 12/2004 Ozolins D14/375

D546,295 S * 7/2007 Marchetto D13/168
D578,415 S * 10/2008 Edgar D10/50
D596,626 S * 7/2009 Andre D14/240
D601,583 S * 10/2009 Andre D14/496
D606,519 S * 12/2009 Painter D14/218
D619,543 S * 7/2010 Nakai D13/168
D630,169 S * 1/2011 Nakai D13/168
D632,264 S * 2/2011 Choi D13/168
D648,284 S * 11/2011 Kashimoto D13/168
D648,298 S * 11/2011 Pierce D14/138 G
D661,662 S * 6/2012 Kikuchi D13/168
8,224,491 B2 * 7/2012 Koster F24F 11/006
236/51
D673,467 S * 1/2013 Lee D10/50
D673,950 S * 1/2013 Li D14/341
D677,255 S * 3/2013 McManigal D14/341
D678,218 S * 3/2013 Sheen D13/168
D690,275 S * 9/2013 Seidl D13/162
8,527,096 B2 * 9/2013 Pavlak F24F 11/001
236/1 B
D694,195 S * 11/2013 Gammon D13/162
D705,201 S * 5/2014 Isaacs D14/240

(Continued)

Primary Examiner — Selina Sikder

(74) *Attorney, Agent, or Firm* — Manabu Kanesaka

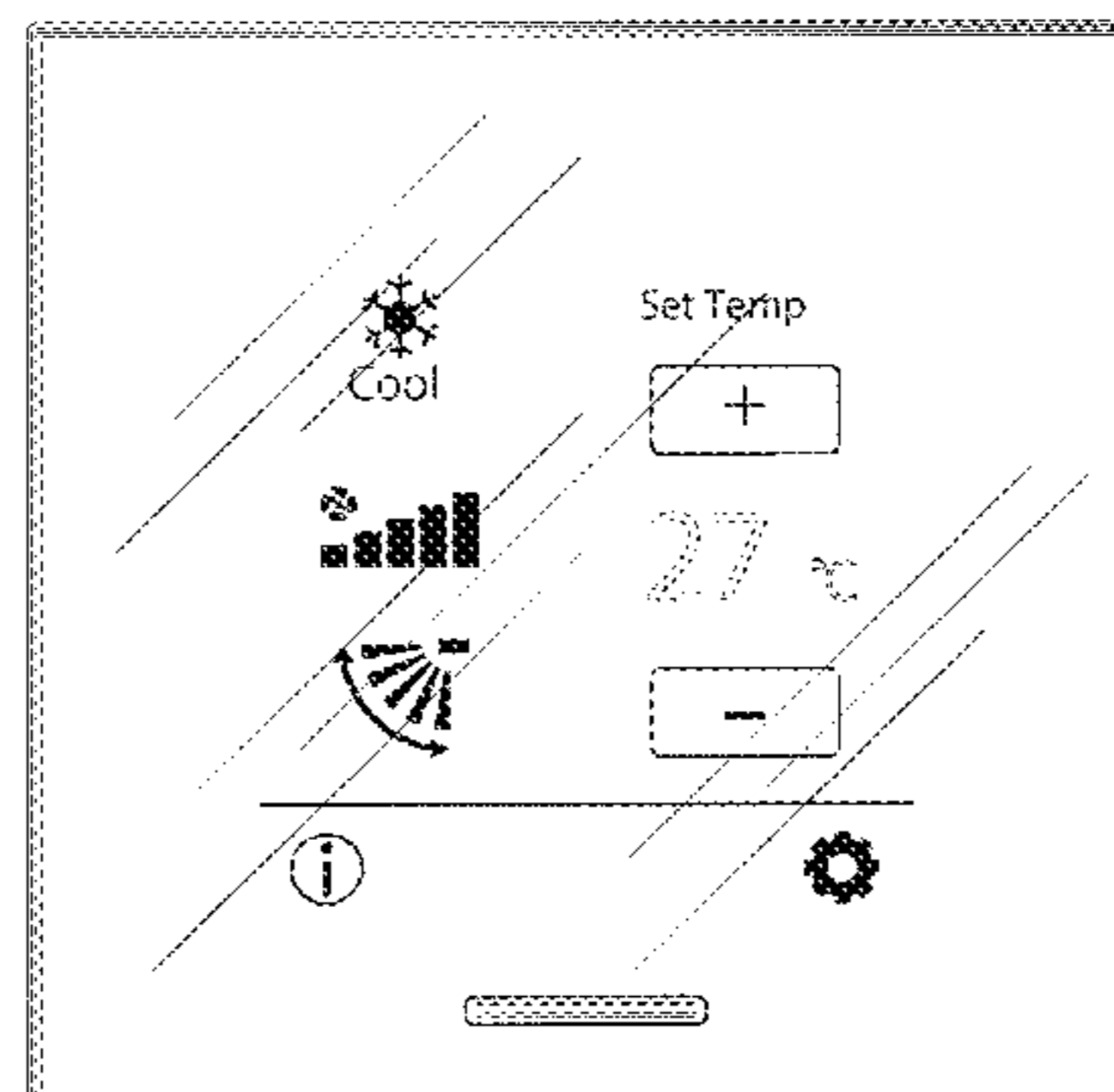
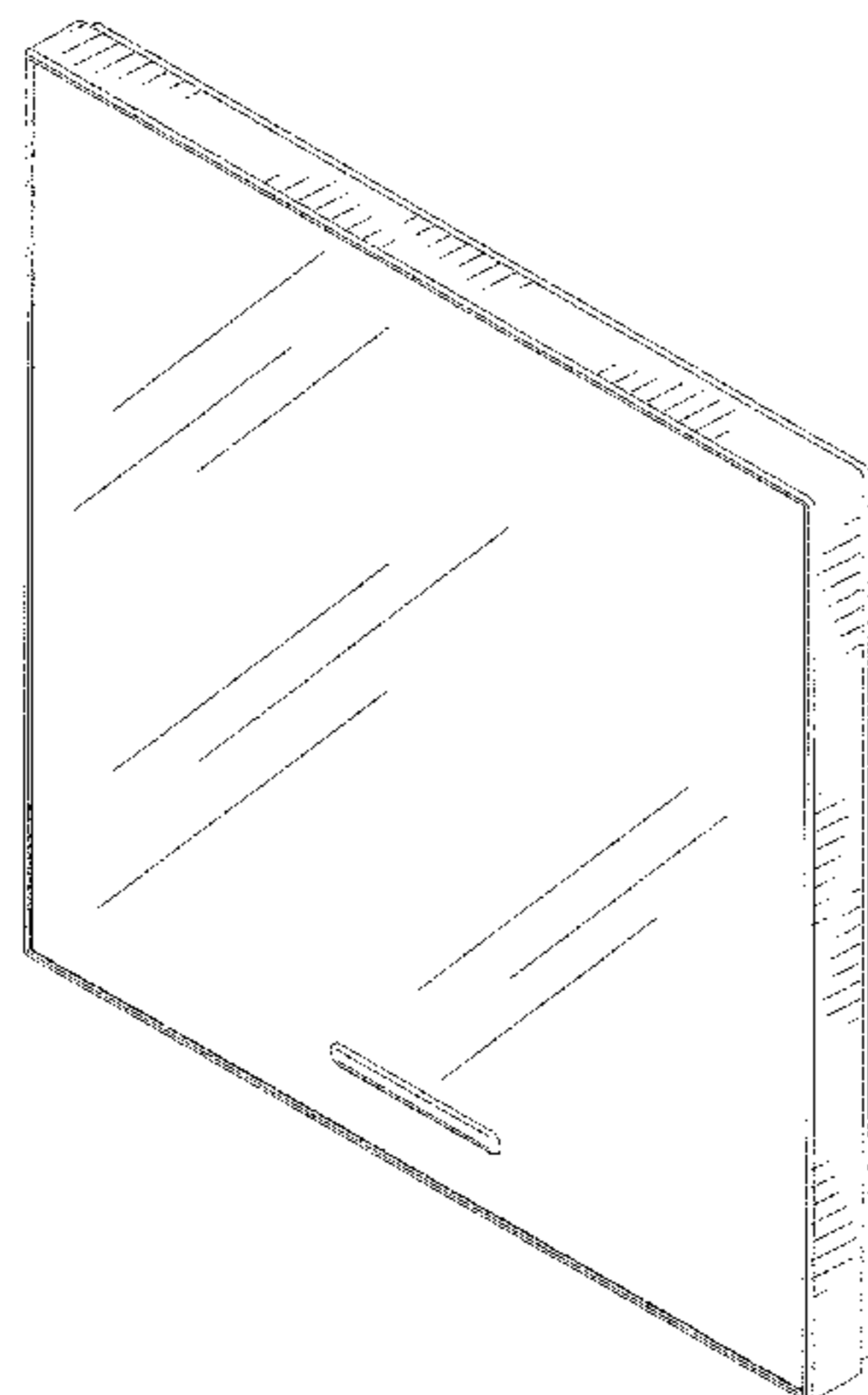
(57) **CLAIM**

The ornamental design for a remote controller for air conditioner, as shown and described.

DESCRIPTION

FIG. 1 is a perspective view of a remote controller for air conditioner showing my new design;
FIG. 2 is a front view thereof;
FIG. 3 is a rear view thereof;
FIG. 4 is a plan view thereof;
FIG. 5 is a bottom view thereof;
FIG. 6 is a left side view thereof;
FIG. 7 is a right side view thereof; and,
FIG. 8 is a front view thereof shown in use.
The broken lines depict portions of the remote controller for air conditioner that form no part of claimed design.

1 Claim, 4 Drawing Sheets



(56)

References Cited

U.S. PATENT DOCUMENTS

D706,145 S *	6/2014	Pavlak	D10/50	D734,179 S *	7/2015	Golden	D10/50
D715,228 S *	10/2014	Lee	D13/158	D737,154 S *	8/2015	Jacoby	D10/50
D717,743 S *	11/2014	Larkin	D13/164	D738,755 S *	9/2015	Druce	D10/50
D723,552 S *	3/2015	Clegg	D14/341	D743,349 S *	11/2015	Leeland	D10/50
D732,512 S *	6/2015	Fariello	D14/230	9,244,470 B2 *	1/2016	Steinberg	G05D 23/1902
9,046,414 B2 *	6/2015	Fadell	G08B 17/00	D748,504 S *	2/2016	Rump	D10/50
D733,591 S *	7/2015	Golden	D10/50	2004/0245352 A1 *	12/2004	Smith	G05D 23/1904 236/94
D734,178 S *	7/2015	Lombard	D10/50	2007/0029397 A1 *	2/2007	Mueller	G05D 23/1902 236/46 C

* cited by examiner

Fig. 1




Fig.2

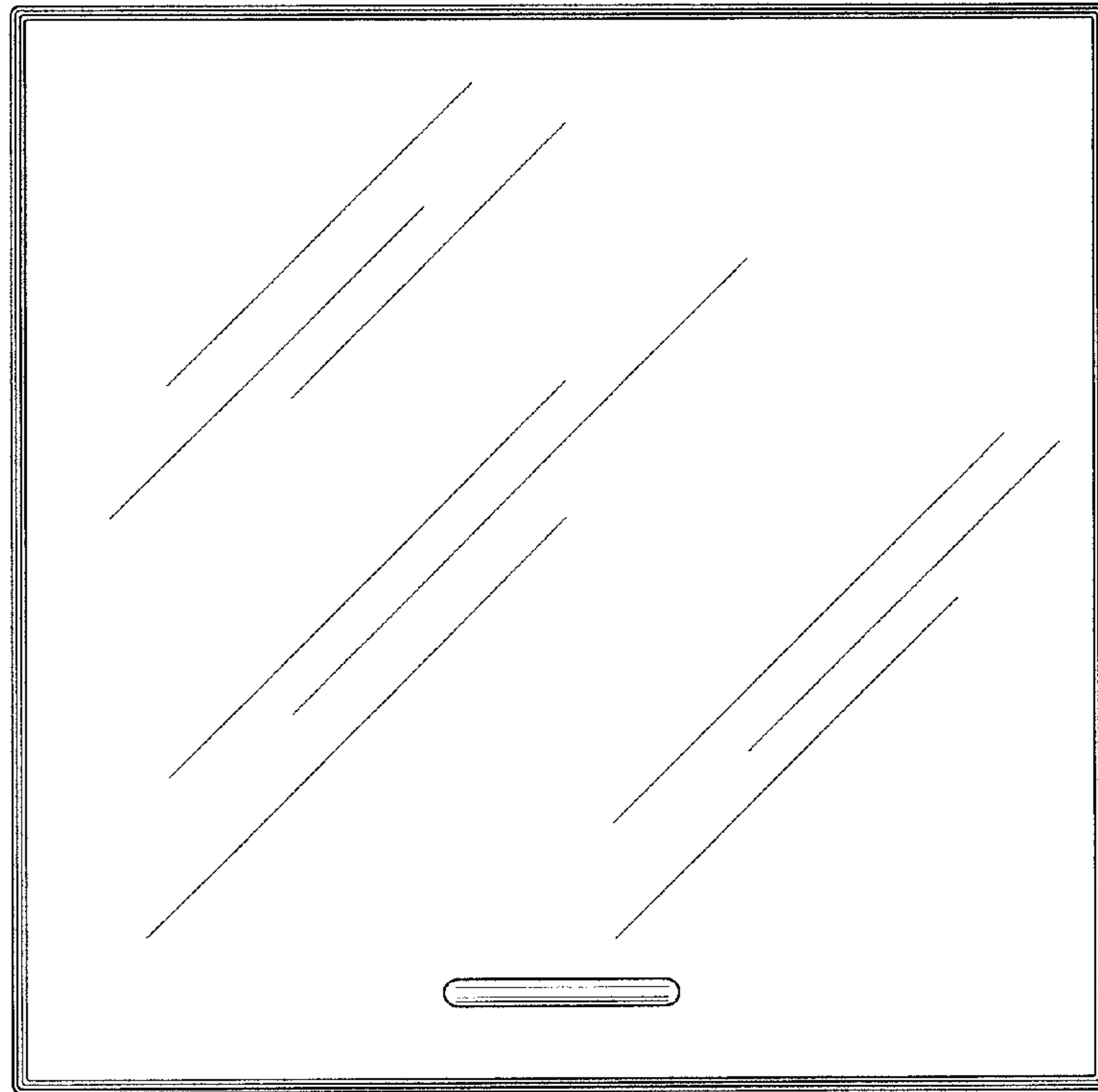


Fig.3

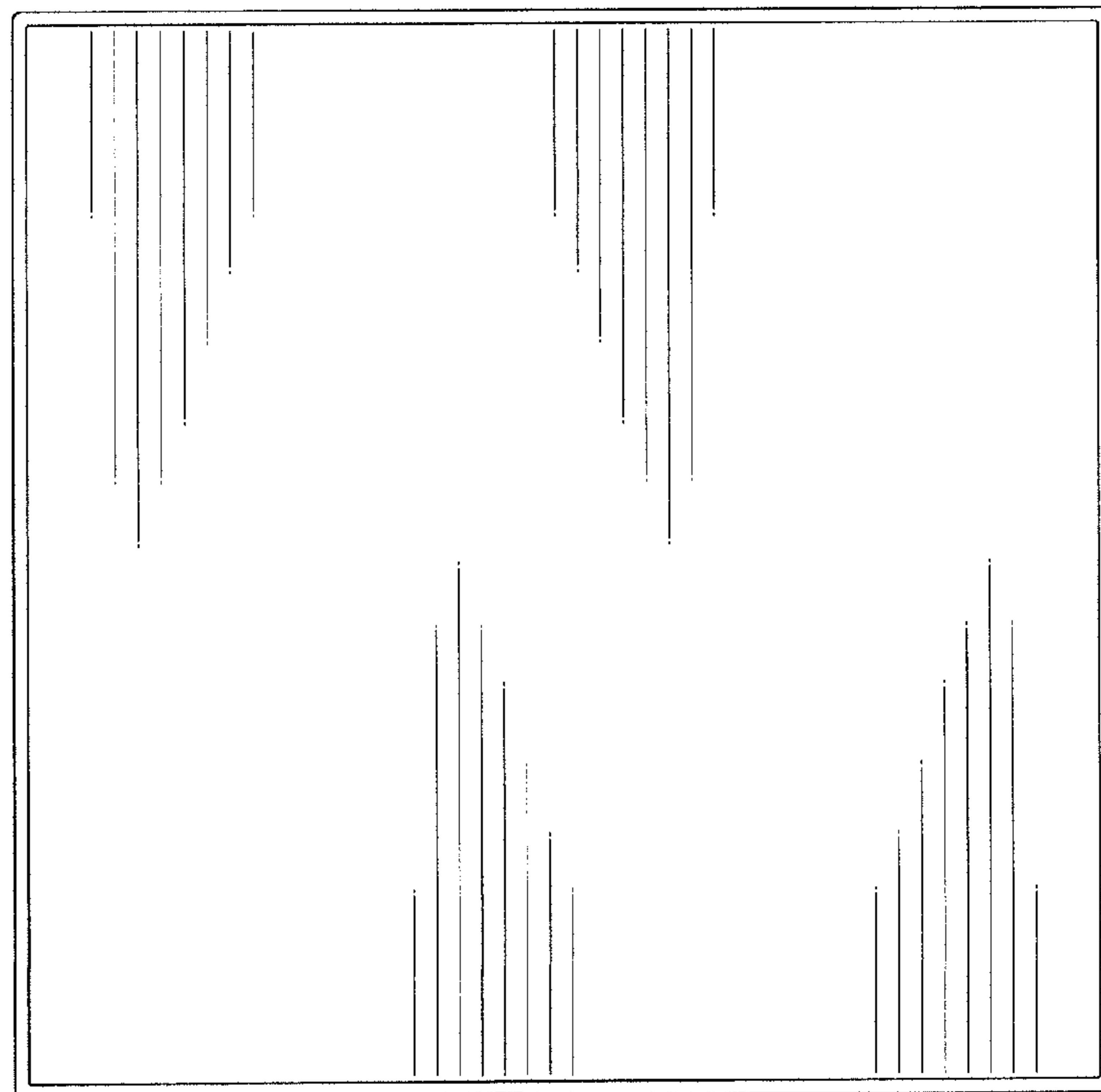


Fig.4




Fig.5




Fig.6




Fig.7




Fig. 8

