



US00D763204S

(12) **United States Design Patent**
Ikegaya et al.

(10) **Patent No.:** **US D763,204 S**

(45) **Date of Patent:** **** *Aug. 9, 2016**

(54) **REMOTE CONTROLLER FOR AIR
CONDITIONER**

(71) Applicant: **DAIKIN INDUSTRIES LTD.,**
Osaka-shi, Osaka-fu (JP)

(72) Inventors: **Takanori Ikegaya, Kusatsu (JP);**
Chihiro Yoshikawa, Kusatsu (JP)

(73) Assignee: **DAIKIN INDUSTRIES LTD.,**
Osaka-Shi, Osaka-Fu (JP)

(*) Notice: This patent is subject to a terminal disclaimer.

(**) Term: **14 Years**

(21) Appl. No.: **29/513,684**

(22) Filed: **Jan. 5, 2015**

(30) **Foreign Application Priority Data**

Jul. 14, 2014 (JP) 2014-015286

(51) **LOC (10) Cl.** **14-03**

(52) **U.S. Cl.**
USPC **D13/168**

(58) **Field of Classification Search**
USPC D13/162, 168; D10/49, 50; D14/126,
D14/129, 336, 337, 341, 371, 375, 218
CPC ... F24F 11/00; F24F 11/0012; F24F 11/0086;
F24F 11/0009; F24F 2011/0057; F24F
2011/0073; F24F 2011/0091; G05B 19/0426;
G05B 19/409; G05B 15/02; G06F 1/1601;
G06F 3/041; G06F 3/044; G06F 3/0482;
G06F 3/0488; G06F 3/0489; G05D 23/1902;
G05D 23/1905; G05D 23/1931; G02F
1/33308; H01H 9/02; H05B 37/02
See application file for complete search history.

(56) **References Cited**

U.S. PATENT DOCUMENTS

D500,037 S * 12/2004 Ozolins D14/375
D520,989 S * 5/2006 Miller D14/218
D578,415 S * 10/2008 Edgar D10/50
D648,284 S * 11/2011 Kashimoto D13/168

D657,754 S * 4/2012 Kashimoto D13/168
D661,662 S * 6/2012 Kikuchi D13/168
8,224,491 B2 * 7/2012 Koster F24F 11/006
236/51
D673,467 S * 1/2013 Lee D10/50
8,527,096 B2 * 9/2013 Pavlak F24F 11/001
236/1 B
D692,417 S * 10/2013 Tu D14/218
D706,773 S * 6/2014 Lu D14/341
D724,037 S * 3/2015 Yoshioka D13/168
D733,591 S * 7/2015 Golden D10/50
D737,154 S * 8/2015 Jacoby D10/50
D738,755 S * 9/2015 Druce D10/50
D743,349 S * 11/2015 Leeland D10/50
D743,915 S * 11/2015 Sakai D13/168
2012/0144848 A1 * 6/2012 Yeo F24F 1/0007
62/56
2014/0319232 A1 * 10/2014 Gourlay F24F 11/0086
236/51
2015/0112456 A1 * 4/2015 Sikora F24F 11/0086
700/83
2015/0204562 A1 * 7/2015 Matsumoto F24F 1/0007
236/1 C
2015/0316285 A1 * 11/2015 Clifton F24F 11/0086
236/1 C
2016/0010889 A1 * 1/2016 Hashimoto G08C 17/02
700/276
2016/0018832 A1 * 1/2016 Frank F24F 11/006
700/276

* cited by examiner

Primary Examiner — Selina Sikder

(74) *Attorney, Agent, or Firm* — Manabu Kanesaka

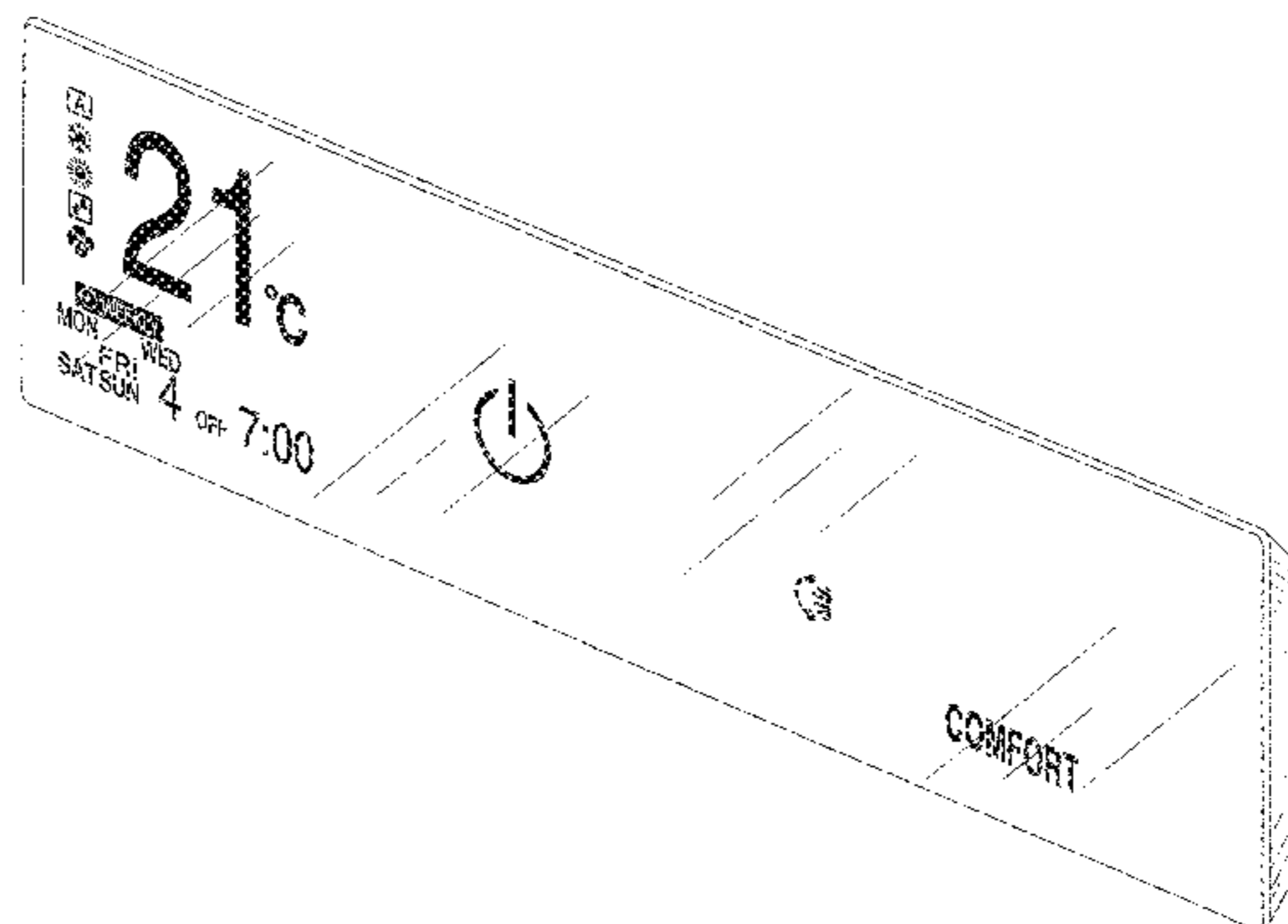
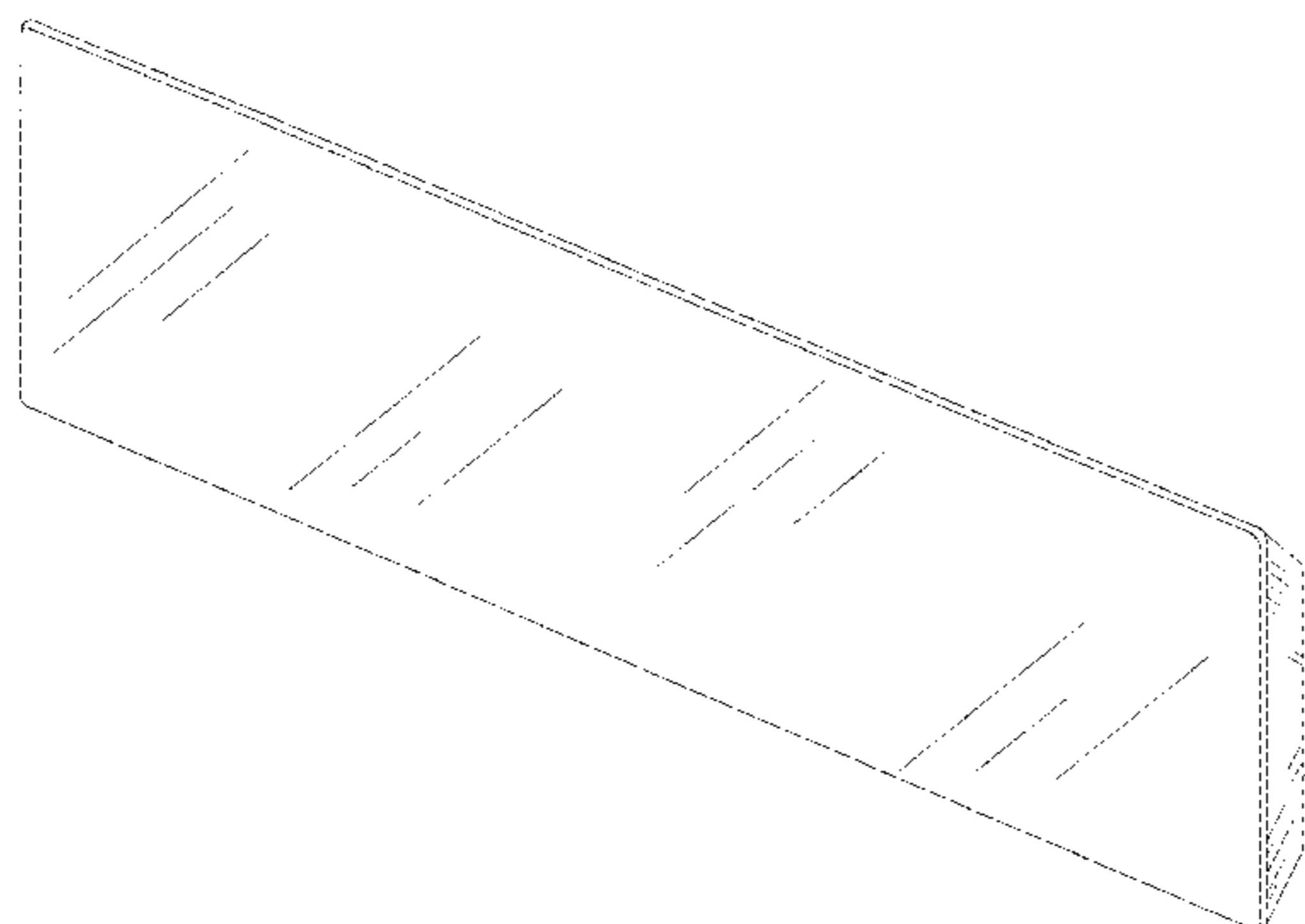
(57) **CLAIM**

The ornamental design for a remote controller for air conditioner, as shown and described.

DESCRIPTION

FIG. 1 is a perspective view of a remote controller for air conditioner showing our new design;
FIG. 2 is a front view thereof;
FIG. 3 is a rear view thereof;
FIG. 4 is a plan view thereof;
FIG. 5 is a bottom view thereof;
FIG. 6 is a left side view thereof;
FIG. 7 is a right side view thereof; and,
FIG. 8 is a reference view of the usage state.
The broken lines depict portions of the remote controller for air conditioner that form no part of claimed design.

1 Claim, 6 Drawing Sheets



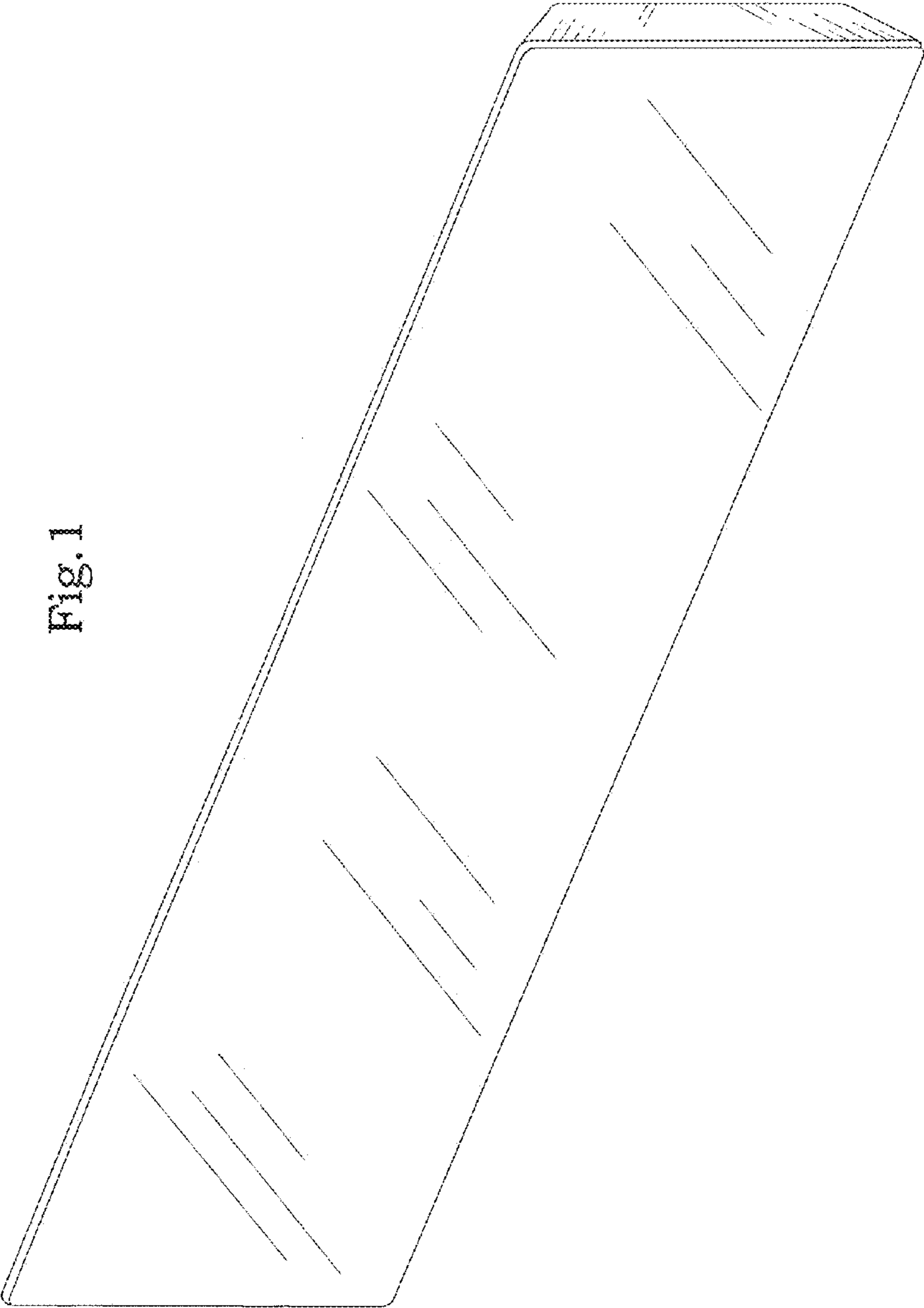
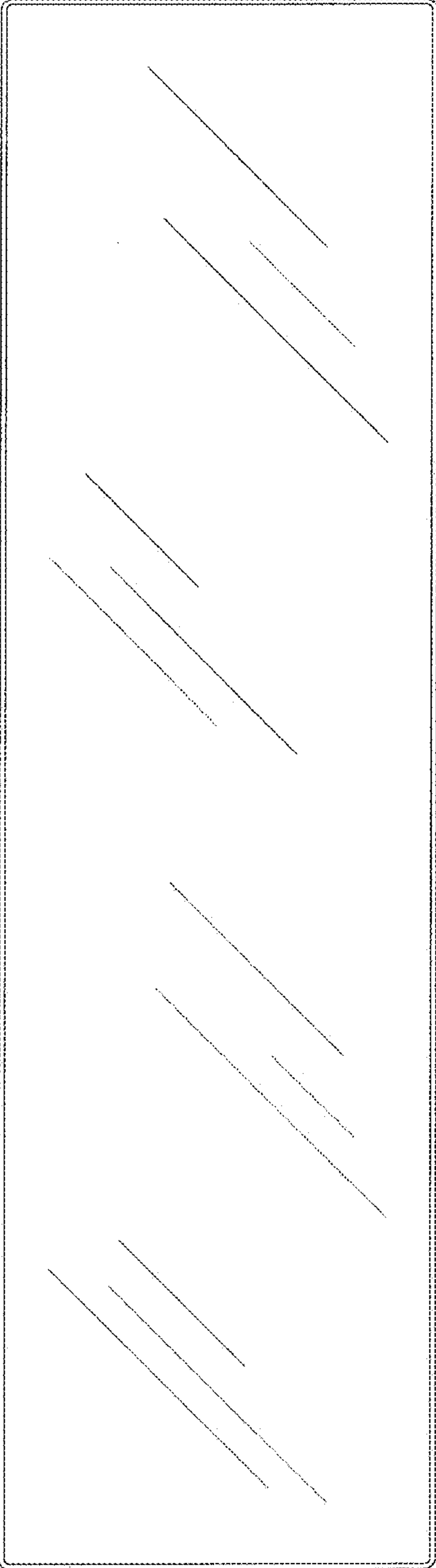


Fig. 1

Fig. 2



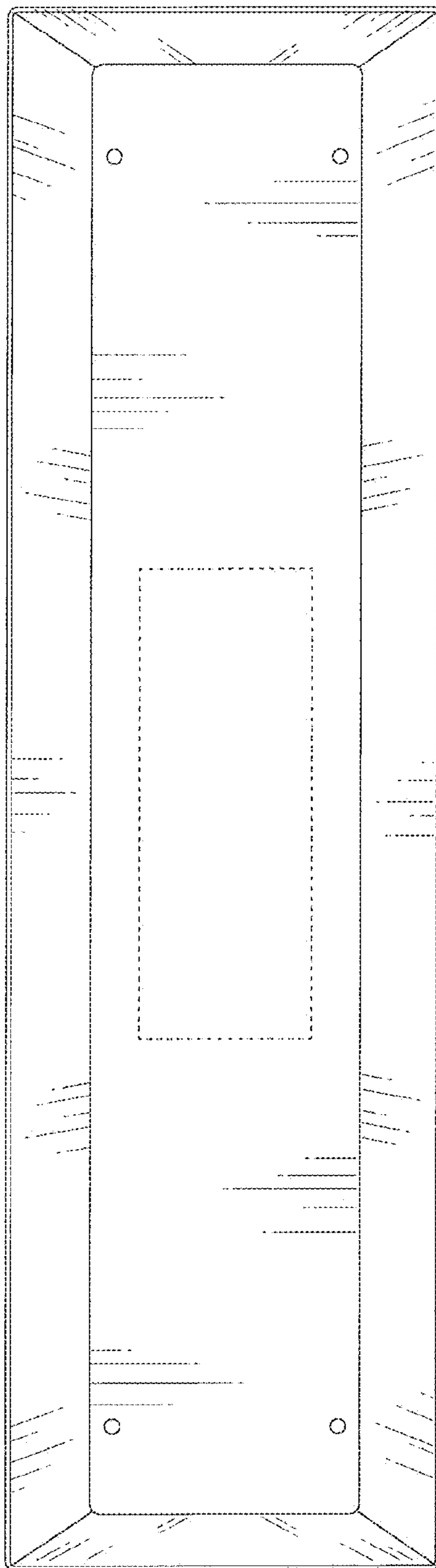


Fig. 3

Fig.4

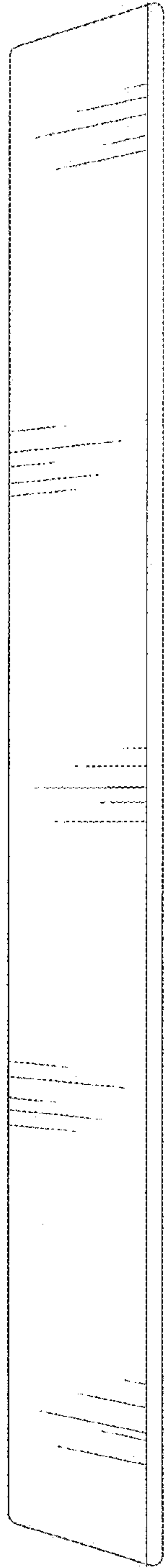


Fig.5

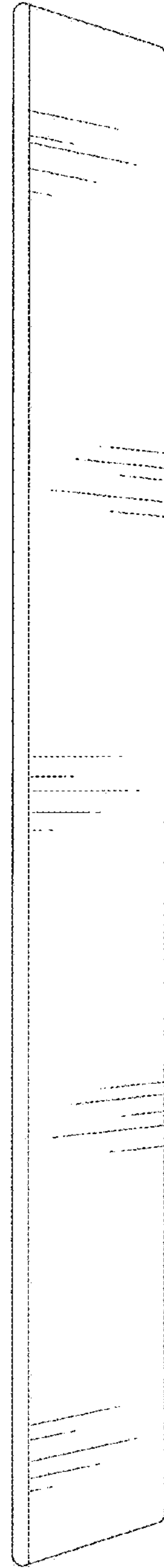


Fig. 7

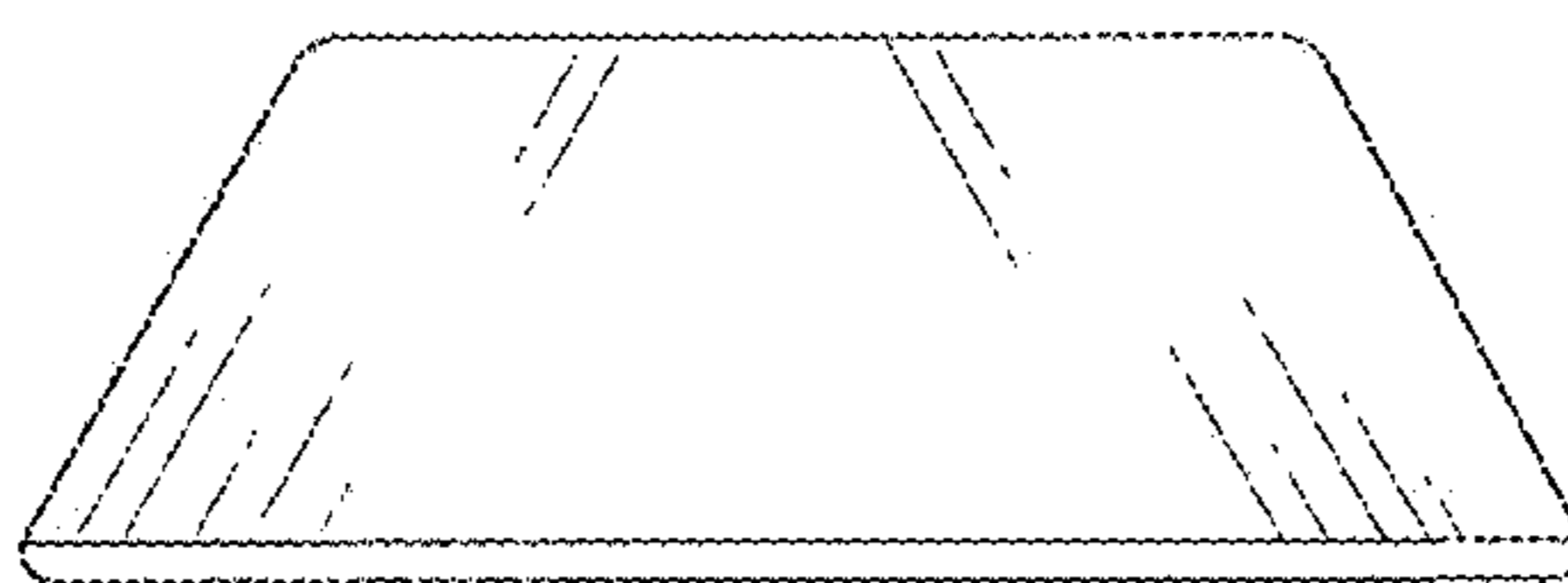


Fig. 6

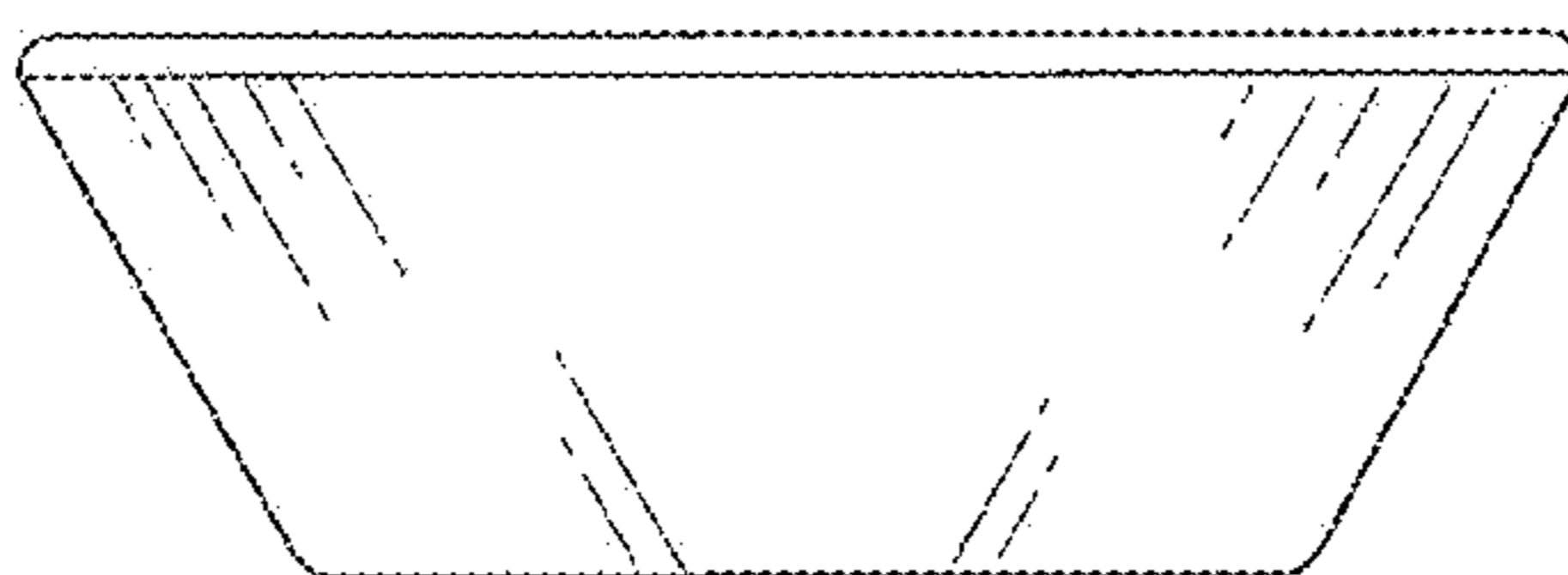


Fig. 8

