



US00D763191S

(12) **United States Design Patent**
Shatek

(10) **Patent No.:** **US D763,191 S**

(45) **Date of Patent:** **** Aug. 9, 2016**

(54) **GENSET ENCLOSURE**

(71) Applicant: **Cummins Inc.**, Columbus, IN (US)

(72) Inventor: **Nick Shatek**, Cambridge, MN (US)

(73) Assignee: **Cummins Inc.**, Columbus, IN (US)

(**) Term: **14 Years**

(21) Appl. No.: **29/503,577**

(22) Filed: **Sep. 26, 2014**

(51) **LOC (10) Cl.** **13-01**

(52) **U.S. Cl.**

USPC **D13/112**

(58) **Field of Classification Search**

USPC D13/112, 101, 110, 113, 114, 115, 116,
D13/118, 122, 184, 199; D12/101; 123/2, 3;
290/1 A, 1 B, 4 R; 180/53.1; 322/16, 39;
361/730, 809

CPC F02B 63/04; F02B 63/044; F02B 63/047;
F02D 29/06; Y02E 20/14

See application file for complete search history.

(56) **References Cited**

U.S. PATENT DOCUMENTS

D217,240 S * 4/1970 Holtkamp D12/101
4,136,432 A * 1/1979 Melley, Jr. 29/469
D266,235 S * 9/1982 Hughes D12/101
D279,977 S 8/1985 Bonazelli
4,992,669 A * 2/1991 Parmley 290/1 R
D416,858 S * 11/1999 Domanski D13/114
6,006,731 A 12/1999 Uzkan
6,039,547 A * 3/2000 Hendrix et al. 417/234
6,137,080 A 10/2000 Borchardt et al.
6,450,133 B1 * 9/2002 Bernard et al. 123/2
6,491,133 B2 12/2002 Yamada et al.
D470,103 S 2/2003 Nishida

6,552,454 B2 4/2003 Kern et al.
6,604,916 B2 8/2003 Lu et al.
D480,359 S 10/2003 Yamada et al.
6,630,756 B2 10/2003 Kern et al.
D492,650 S 7/2004 Nishi
6,784,574 B2 8/2004 Turner et al.
D503,381 S 3/2005 Mizokami et al.
D515,030 S * 2/2006 Yasuda et al. D13/112
7,081,682 B2 * 7/2006 Campion 290/1 A
D534,863 S * 1/2007 Yasuda et al. D13/112
7,221,061 B2 * 5/2007 Alger et al. 290/1 R
D571,292 S 6/2008 Murata et al.
D575,733 S 8/2008 Murata et al.
7,589,429 B2 * 9/2009 Hunter 290/1 A

(Continued)

OTHER PUBLICATIONS

International Search Report and Written Opinion issued in PCT/
US2014/057855, mailed Dec. 29, 2014, 13 pages.

(Continued)

Primary Examiner — Derrick Holland

Assistant Examiner — Jennifer O King

(74) *Attorney, Agent, or Firm* — Faegre Baker Daniels, LLP

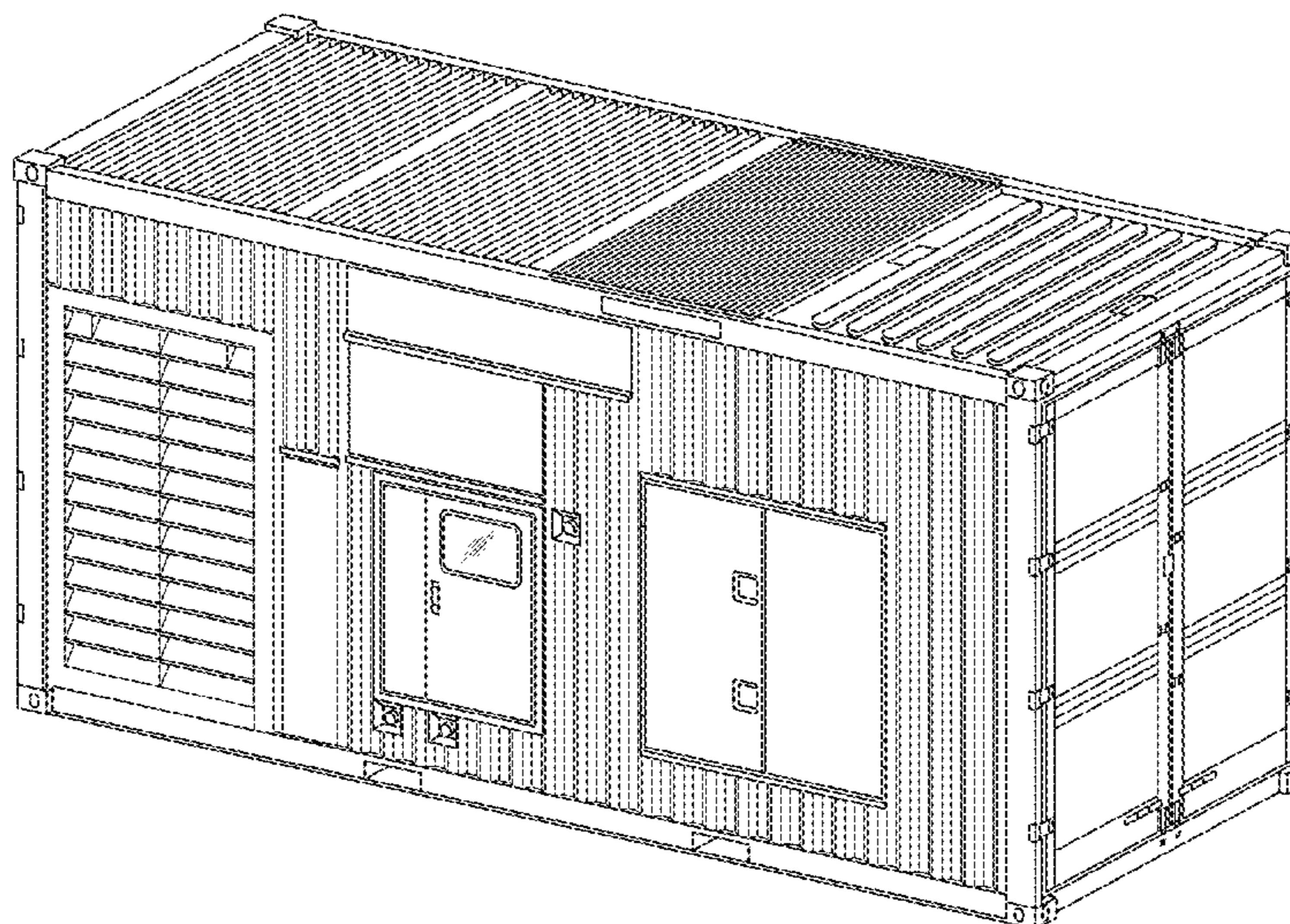
(57) **CLAIM**

The ornamental design for a genset enclosure, as shown and
described.

DESCRIPTION

FIG. 1 is a first perspective view of a genset enclosure.
FIG. 2 is a second perspective view of a genset enclosure.
FIG. 3 is a first side view of a genset enclosure.
FIG. 4 is a second side view of a genset enclosure.
FIG. 5 is a front view of a genset enclosure.
FIG. 6 is a back view of a genset enclosure; and,
FIG. 7 is a top view of a genset enclosure.

1 Claim, 6 Drawing Sheets



(56)

References Cited

U.S. PATENT DOCUMENTS

7,608,934 B1 * 10/2009 Hunter 290/4 R
 7,795,745 B2 * 9/2010 Mellon et al. 290/1 A
 8,207,621 B2 6/2012 Hunter
 8,294,285 B2 * 10/2012 Hunter 290/1 R
 8,427,814 B1 * 4/2013 Gonce 361/622
 D691,925 S * 10/2013 Hindle D12/101
 8,555,824 B2 * 10/2013 Lobsiger 123/3
 8,680,728 B2 * 3/2014 Errera et al. 310/86
 D711,825 S 8/2014 Wilson et al.
 D729,736 S 5/2015 Matthews et al.
 9,212,499 B1 * 12/2015 Maurer E04H 5/04

9,252,640 B2 * 2/2016 Gillett H02K 5/20
 2004/0219079 A1 11/2004 Hagen et al.
 2007/0267870 A1 11/2007 Ambrose
 2011/0114036 A1 5/2011 Radtke et al.
 2011/0115235 A1 5/2011 Steff
 2011/0248511 A1 10/2011 Marlenee et al.
 2013/0314872 A1 11/2013 Kawakita et al.
 2014/0209045 A1 7/2014 Hibi et al.

OTHER PUBLICATIONS

International Search Report and Written Opinion issued in PCT/
 US2014/057864, mailed Dec. 29, 2014, 13 pages.

* cited by examiner

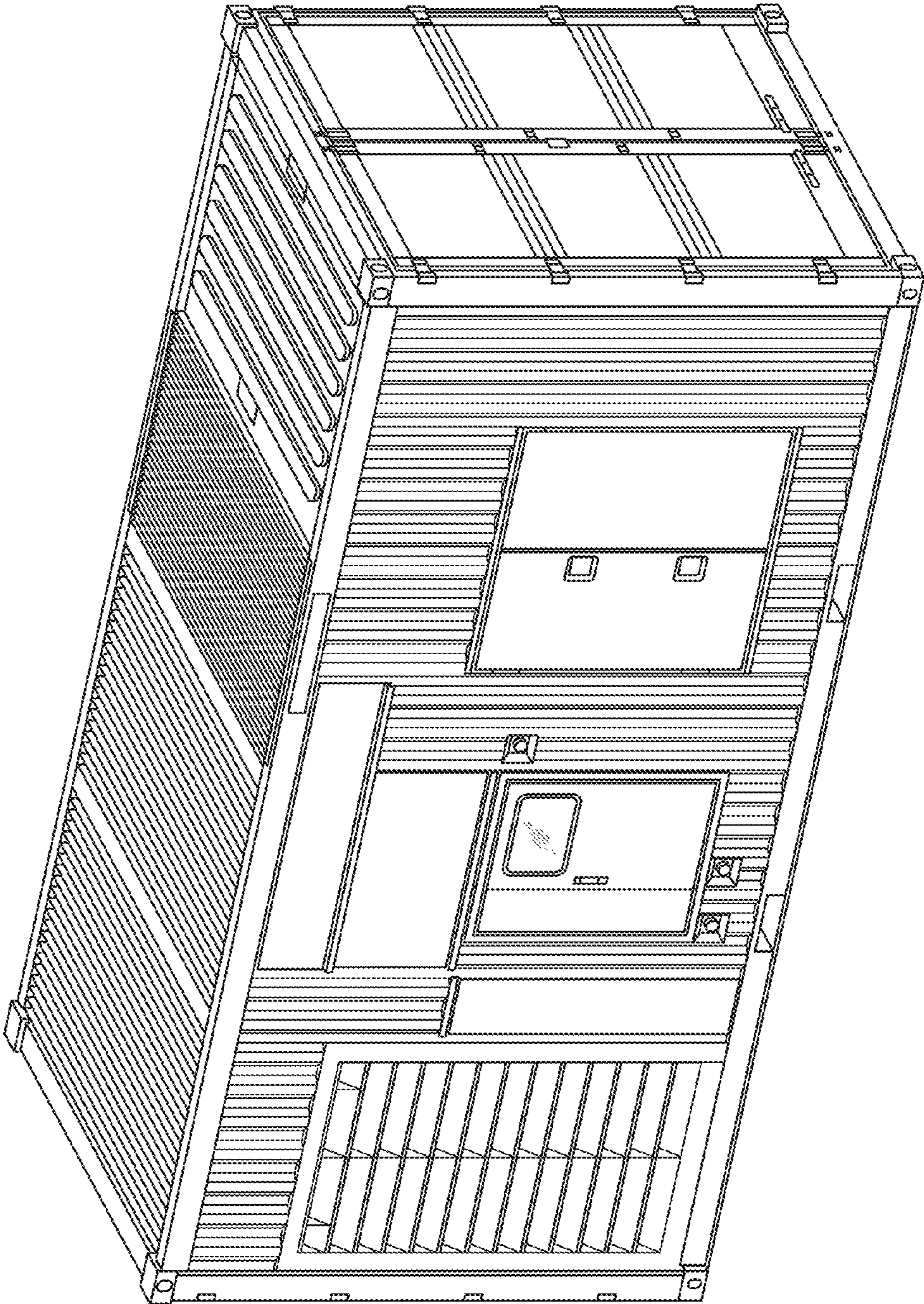


FIG. 1

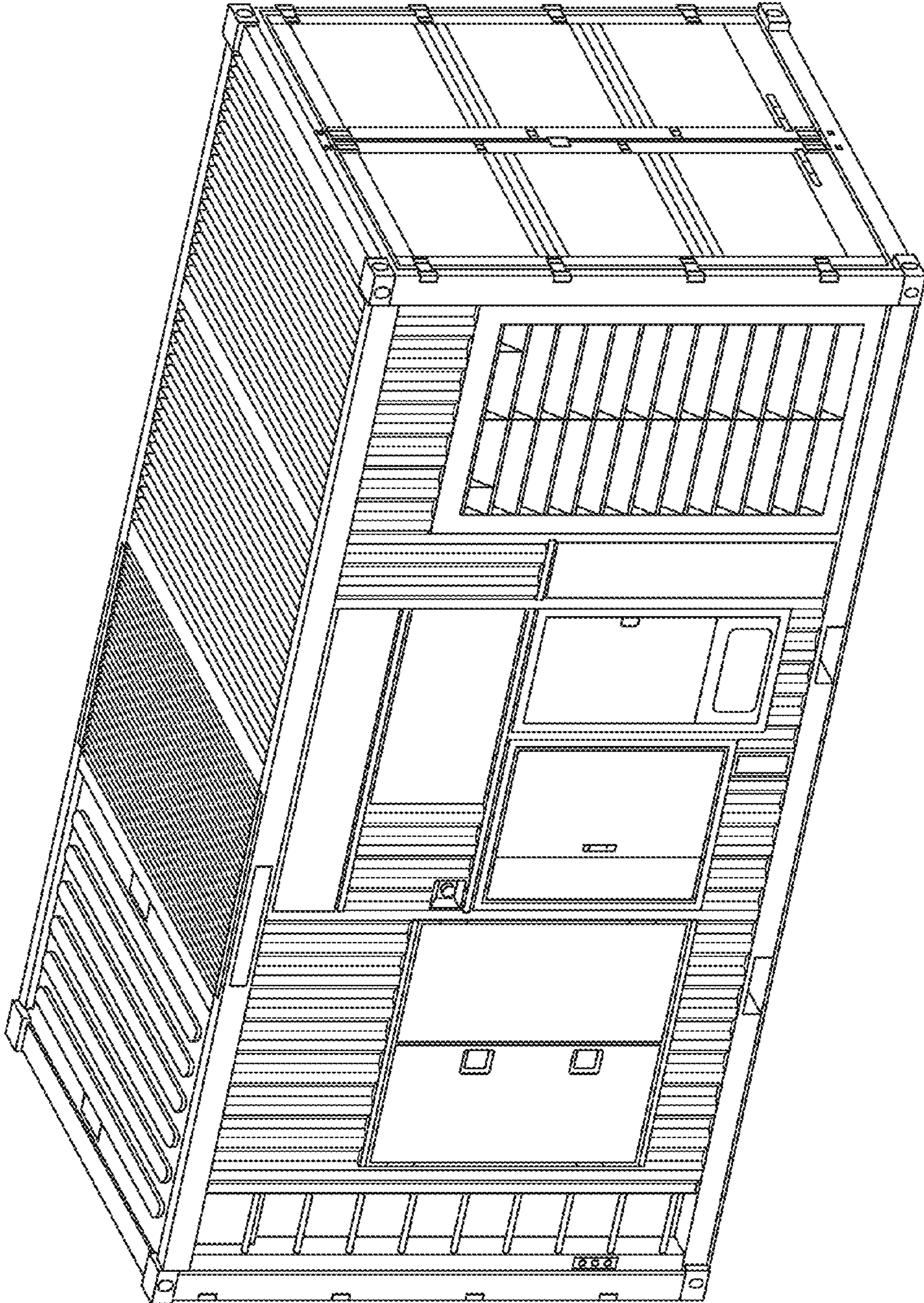


FIG. 2

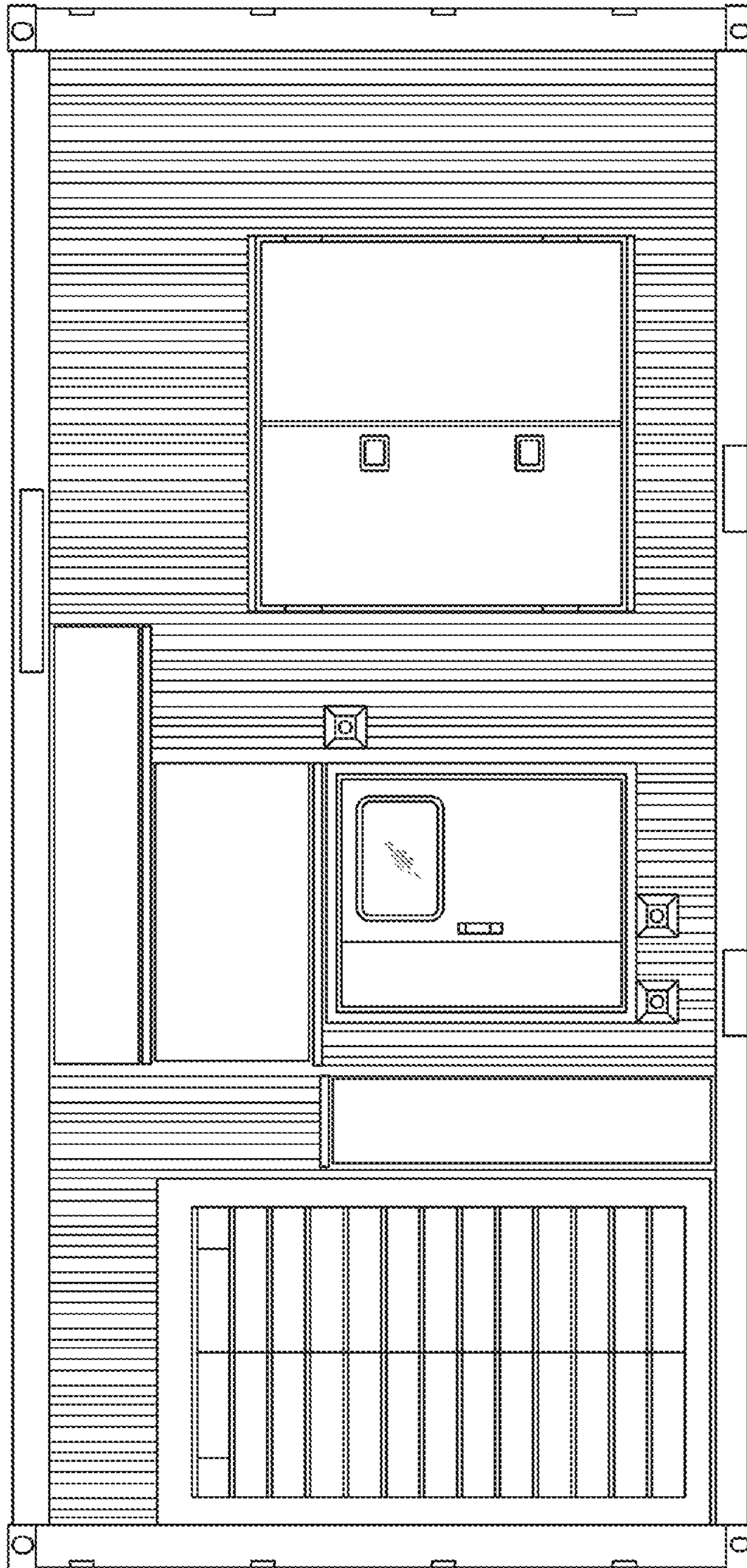


FIG. 3

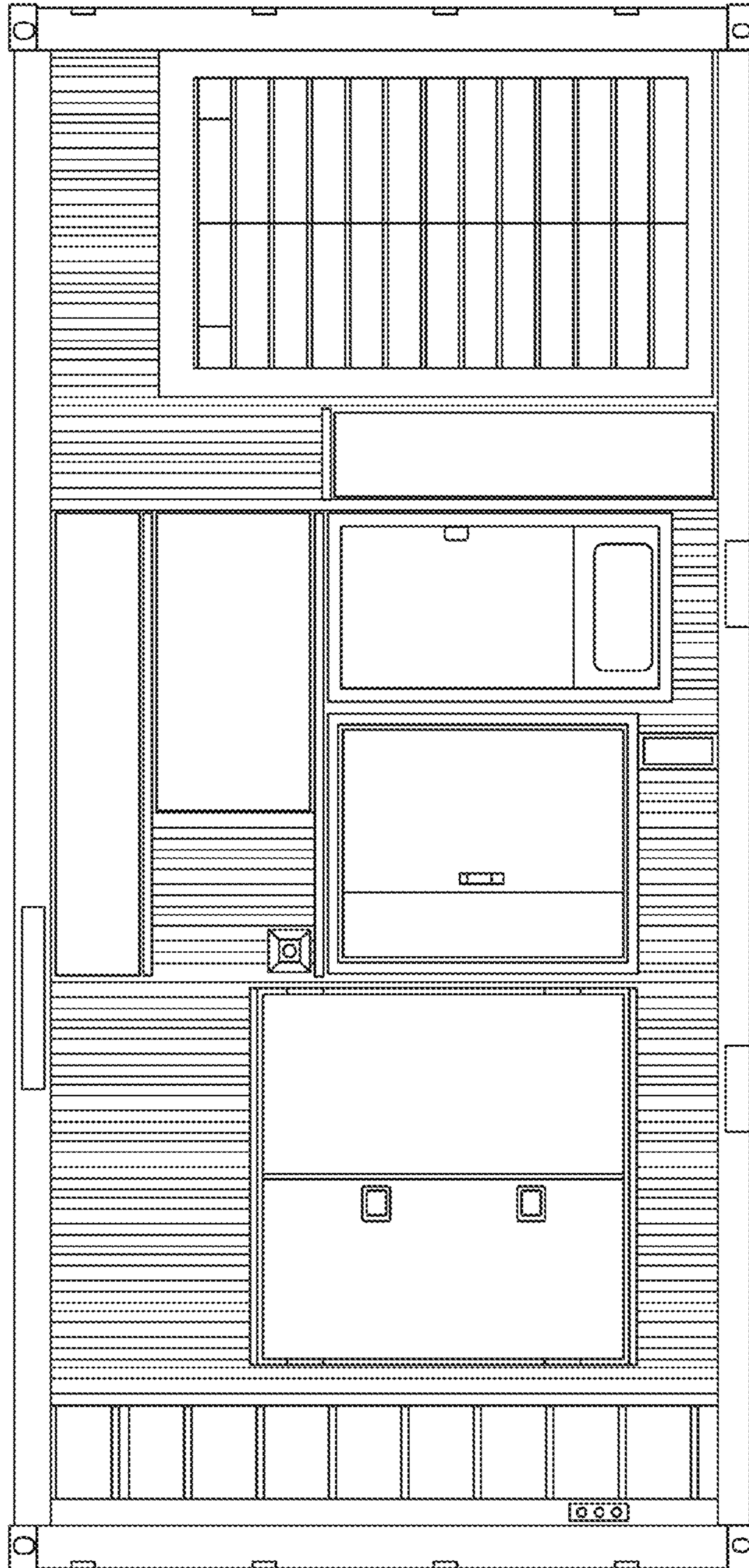


FIG. 4

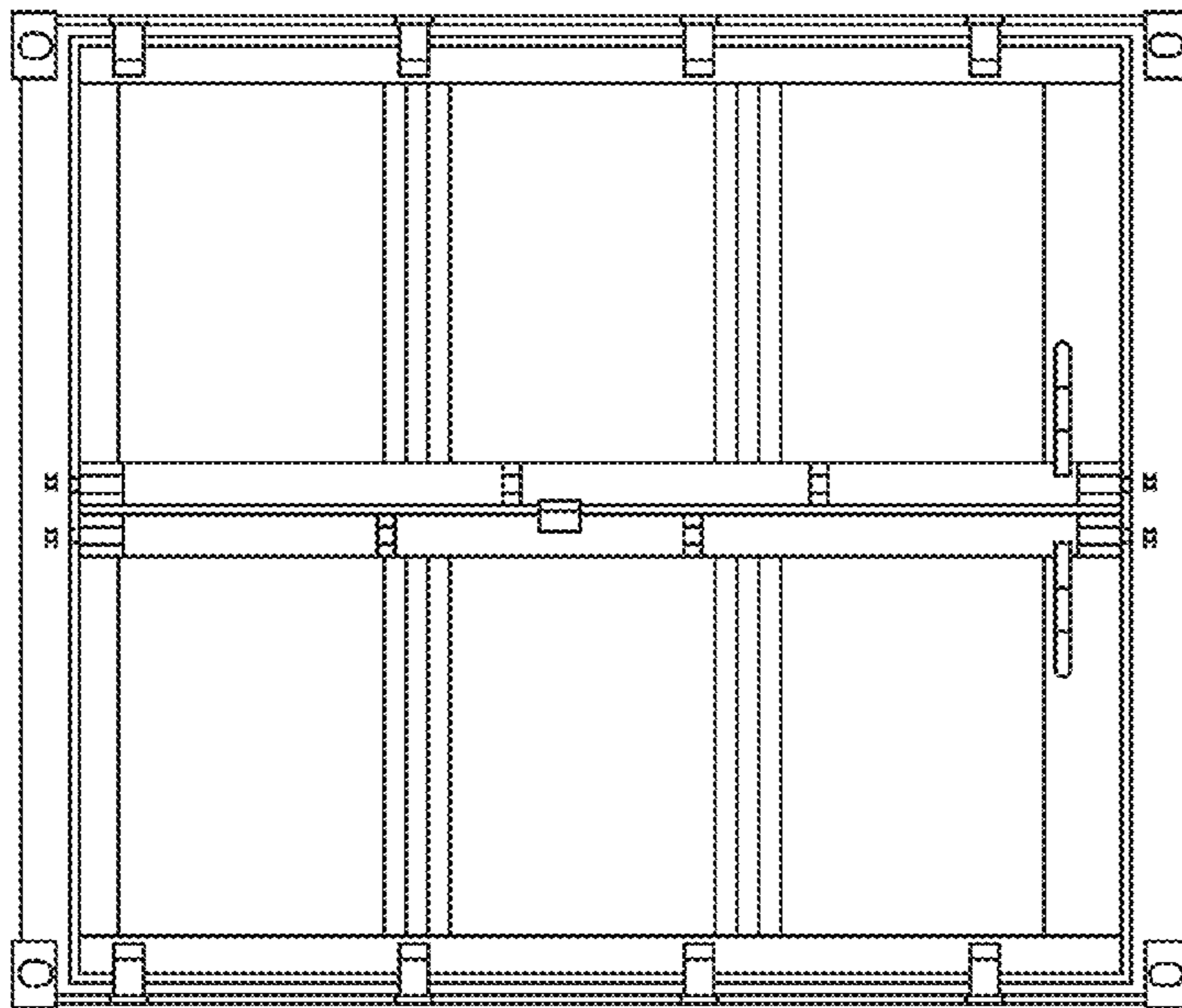


FIG. 6

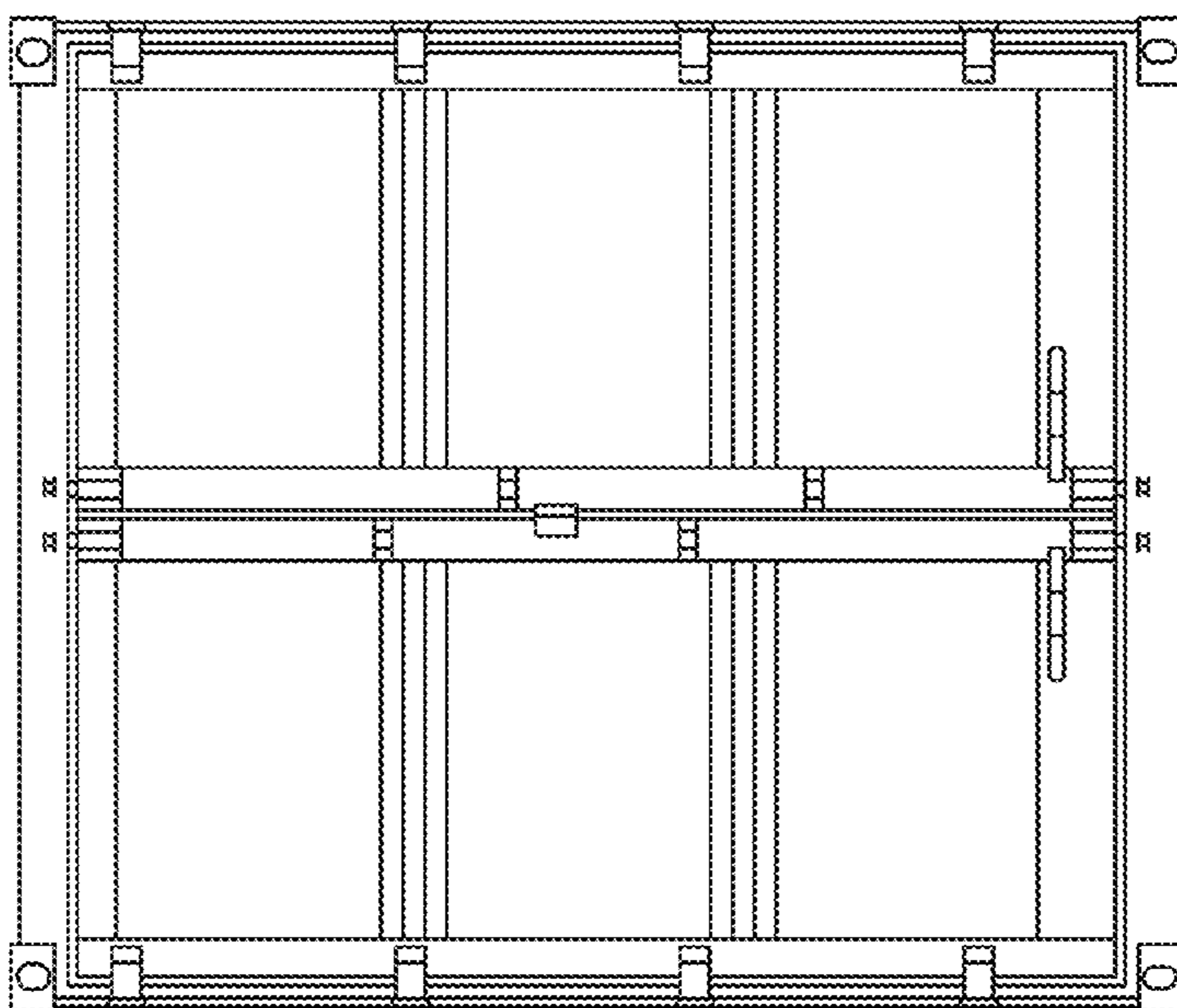


FIG. 5




FIG. 7