



US00D763184S

(12) **United States Design Patent**  
**Wang et al.**

(10) **Patent No.:** **US D763,184 S**  
(45) **Date of Patent:** **\*\* Aug. 9, 2016**

- (54) **TIRE**
- (71) Applicant: **Shandong Linglong Tyre Co., Ltd.,**  
Zhaoyuan (CN)
- (72) Inventors: **Feng Wang, Zhaoyuan (CN); Meng**  
**Zhang, Heze (CN); Chuande Jia,**  
Zaozhuan (CN); **Hongling Feng, Heze**  
(CN); **Xiaokun Wang, Zhaoyuan (CN);**  
**Hailong Zhang, Laiyang (CN)**
- (73) Assignee: **SHANDONG LINGLONG TYRE**  
**CO., LTD., Zhaoyuan (CN)**
- (\*\*) Term: **15 Years**
- (21) Appl. No.: **29/526,958**
- (22) Filed: **May 14, 2015**
- (51) **LOC (10) Cl.** ..... **12-15**
- (52) **U.S. Cl.**  
USPC ..... **D12/600**
- (58) **Field of Classification Search**  
USPC ..... D12/500-604, 900  
CPC ..... B60C 1/0016; B60C 11/0306; B60C  
11/0302; B60C 3/06; B60C 9/17  
See application file for complete search history.

- D412,302 S \* 7/1999 Rayman ..... D12/579
- D420,630 S \* 2/2000 De Coninck ..... D12/600
- D481,990 S \* 11/2003 Hanna ..... D12/579
- D573,942 S \* 7/2008 Song ..... D12/579
- D606,929 S \* 12/2009 Song ..... D12/579
- D620,428 S \* 7/2010 Rayman ..... D12/579
- D634,266 S \* 3/2011 Shan ..... D12/599
- D634,701 S \* 3/2011 Shan ..... D12/599
- D662,038 S \* 6/2012 Mayni ..... D12/600

**OTHER PUBLICATIONS**

Triangle OTR Tire found online [May 10, 2016] [http://triangletyre.en.alibaba.com/product/60076661506-209422637/TIRES\\_TRIANGLE\\_BRAND\\_12\\_00R24\\_20PR\\_TR691.html](http://triangletyre.en.alibaba.com/product/60076661506-209422637/TIRES_TRIANGLE_BRAND_12_00R24_20PR_TR691.html).\*

\* cited by examiner

*Primary Examiner* — Robert M Spear  
*Assistant Examiner* — John Voytek

(74) *Attorney, Agent, or Firm* — CBM Patent Consulting, LLC

(57) **CLAIM**

The ornamental design for a tire, as shown and described.

**DESCRIPTION**

FIG. 1 is a top view of a tire showing my new design;  
FIG. 2 is a bottom view thereof;  
FIG. 3 is a front view thereof;  
FIG. 4 is a rear view thereof;  
FIG. 5 is a left side elevational view thereof;  
FIG. 6 is a right side elevational view thereof; and,  
FIG. 7 is a perspective view thereof.

**1 Claim, 6 Drawing Sheets**

(56) **References Cited**

**U.S. PATENT DOCUMENTS**

- D250,946 S \* 1/1979 Germain ..... D12/594
- D336,269 S \* 6/1993 Hinrichsen ..... D12/600
- D384,622 S \* 10/1997 Scheuren ..... D12/600





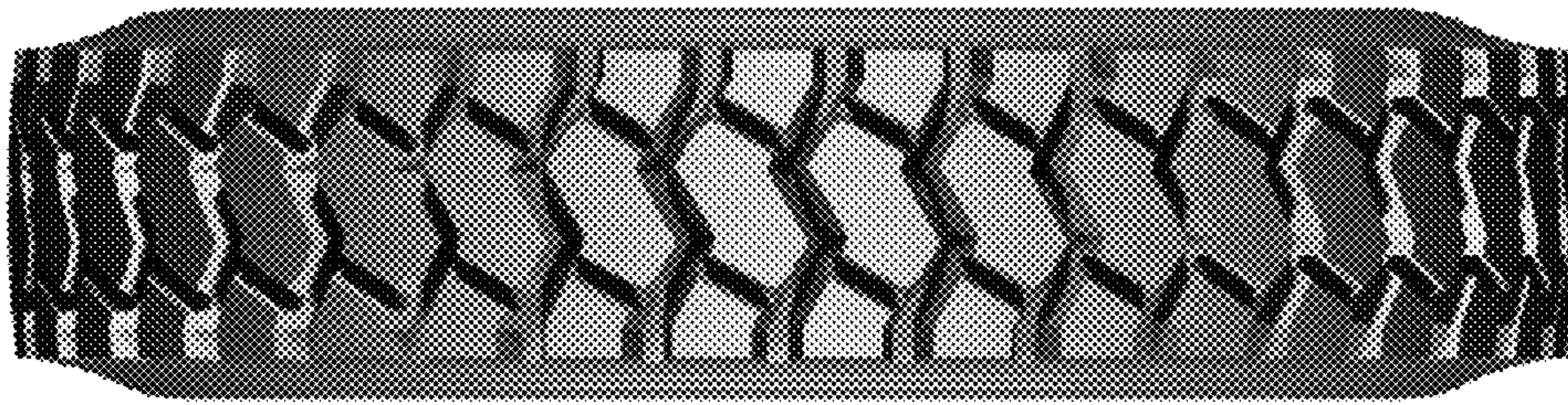


FIG. 1




FIG. 2






FIG. 3






FIG. 4






FIG. 5




FIG. 6





FIG. 7