



US00D763175S

(12) **United States Design Patent**
Hayashi

(10) **Patent No.:** **US D763,175 S**
(45) **Date of Patent:** **** Aug. 9, 2016**

(54) **TREAD PORTION OF AN AUTOMOBILE TIRE**

(71) Applicant: **BRIDGESTONE CORPORATION**,
Chuo-ku, Tokyo (JP)

(72) Inventor: **Shintaro Hayashi**, Chuo-ku (JP)

(73) Assignee: **BRIDGESTONE CORPORATION**,
Tokyo (JP)

(**) Term: **14 Years**

(21) Appl. No.: **29/501,471**

(22) Filed: **Sep. 4, 2014**

(30) **Foreign Application Priority Data**

Apr. 24, 2014 (JP) 2014-009035

(51) **LOC (10) Cl.** **12-15**

(52) **U.S. Cl.**
USPC **D12/579**

(58) **Field of Classification Search**
USPC D12/145, 500-605, 900-901; 152/5,
152/151, 152.1, 167, 208, 209.1-209.28,
152/246, 450, 526, 527, 532, 535, 538,
152/541; 425/28.1
CPC B60C 11/00-11/246; B60C 2011/0337;
B60C 2011/0339; B60C 2011/0386; B60C
3/00-3/08; B60C 1/00; B60C 2200/00;
B60C 2200/02; B60C 2200/04; B60C
2200/06; B60C 2200/065; B60C 2200/08;
B60C 2200/10; B60C 2200/12; B60C
2200/14; B60C 7/00; B60C 7/02; B60C 7/04;
B60C 7/06; B60C 7/08; B60C 5/00; B60C
13/00

See application file for complete search history.

(56) **References Cited**

U.S. PATENT DOCUMENTS

D344,049 S * 2/1994 Brown D12/580

D364,367 S * 11/1995 Klepper D12/594
D549,157 S * 8/2007 Maus D12/544
D556,673 S * 12/2007 Missik-Gaffney D12/579
D556,674 S * 12/2007 Missik-Gaffney D12/579
D586,735 S * 2/2009 Lo D12/602
D656,085 S 3/2012 Maus et al.
D710,296 S * 8/2014 Bani Hani D12/583
2009/0194211 A1 * 8/2009 Howald B60C 11/0316
152/209.1

OTHER PUBLICATIONS

Dennis Kirk. Metric Bikes 2003, p. 228 (3 pages).
Communication from the Japanese Patent Office issued Oct. 27, 2014
in a counterpart Japanese Application No. JP 2014-009035.

* cited by examiner

Primary Examiner — Susan Bennett Hattan

Assistant Examiner — Keith Wilson

(74) *Attorney, Agent, or Firm* — Sughrue Mion, PLLC

(57) **CLAIM**

The ornamental design for a tread portion of an automobile
tire, as shown and described.

DESCRIPTION

FIG. 1 is a perspective view of a tread portion of an automomobile tire showing my design;
FIG. 2 is a front view thereof;
FIG. 3 is a top view thereof;
FIG. 4 is a right side view thereof;
FIG. 5 is a fragmentary enlarged front view showing the details of the tread portion thereof; and,
FIG. 6 is a section view taken along line 6-6 in FIG. 5.
The broken lines are for the purpose of showing environmental structure only and form no part of the claimed design.
The dot-dash-dot broken line depicts the location and borders of an enlarged fragmentary view and forms no part of the claim.

1 Claim, 6 Drawing Sheets

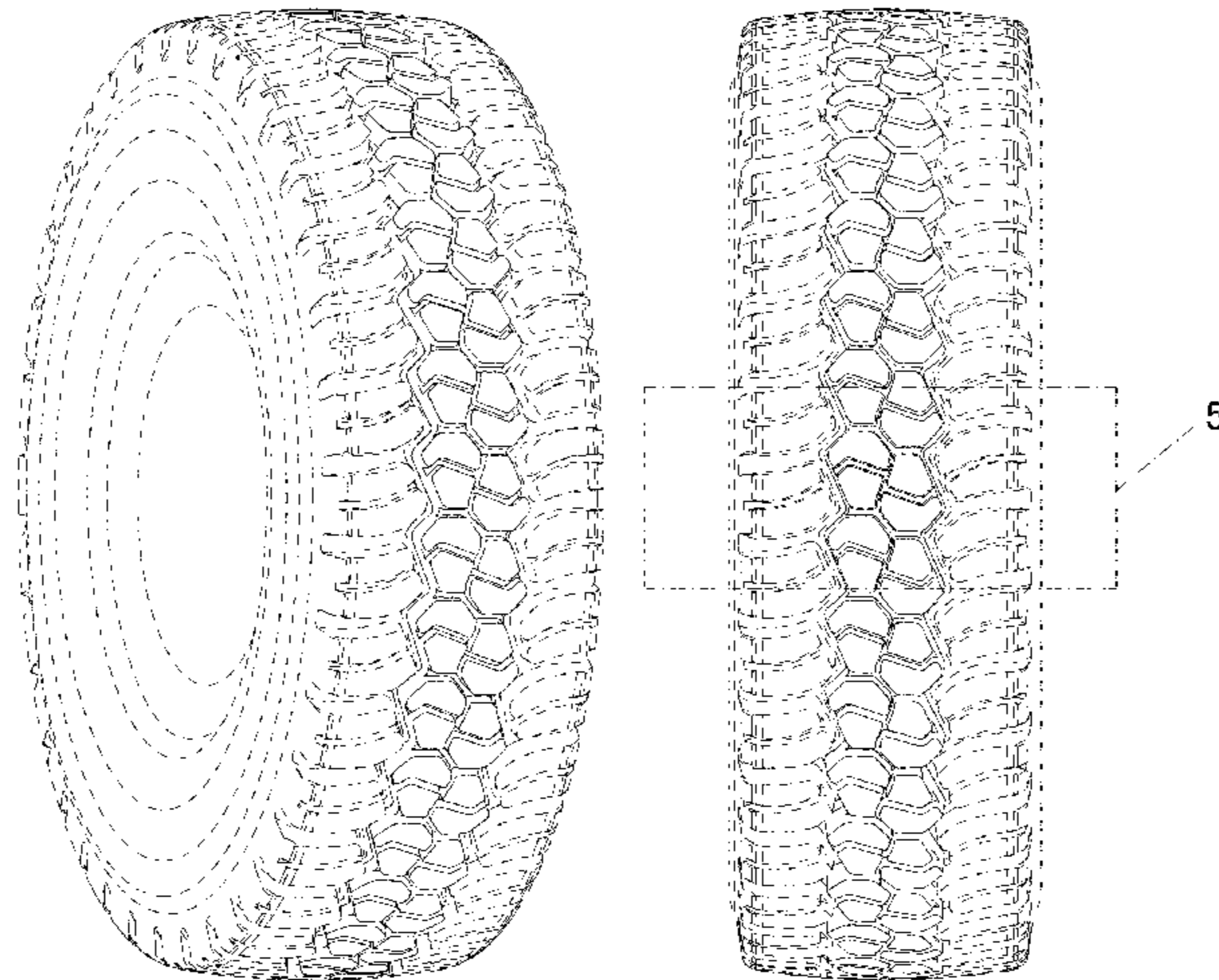


FIG. 1

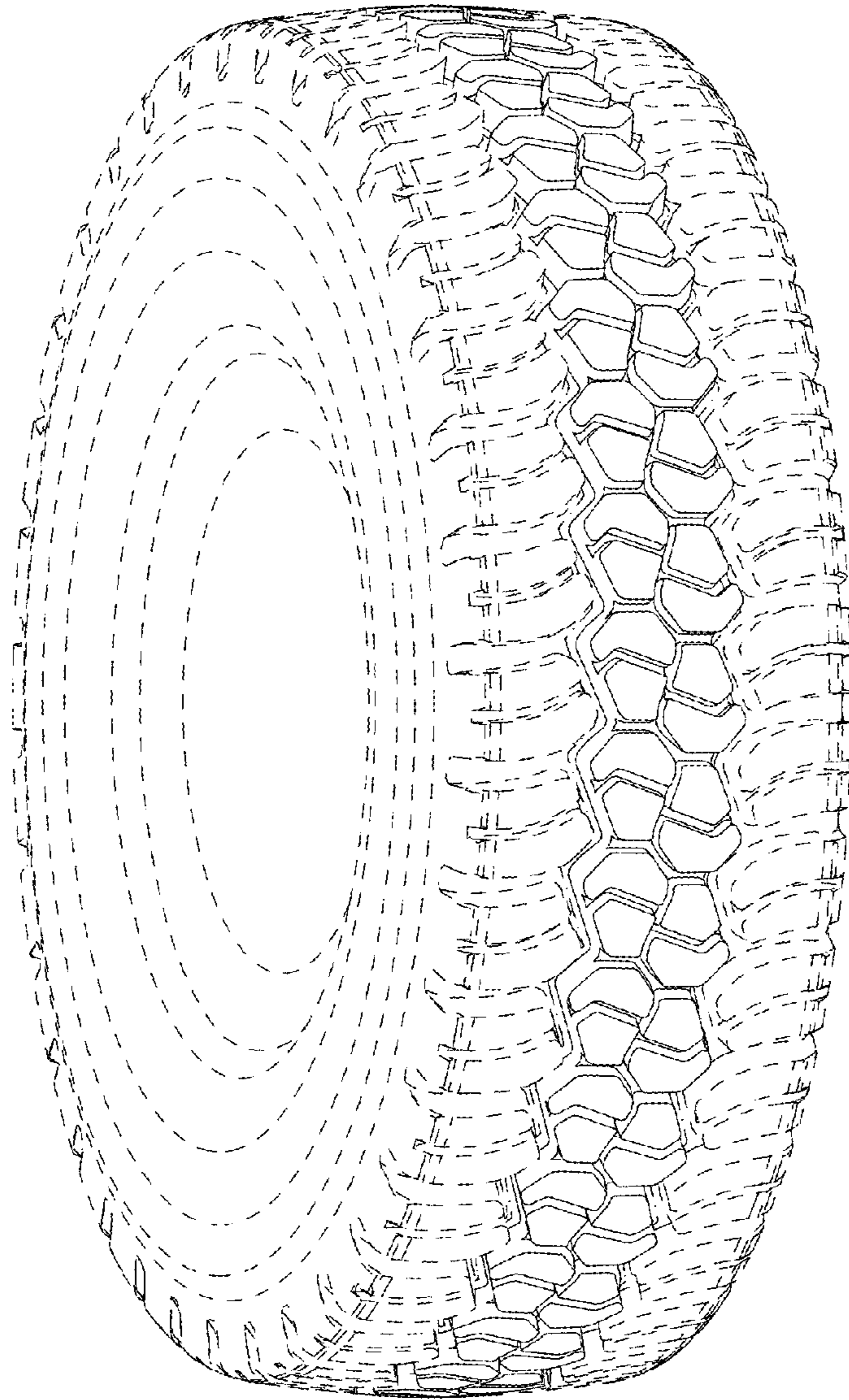


FIG. 2

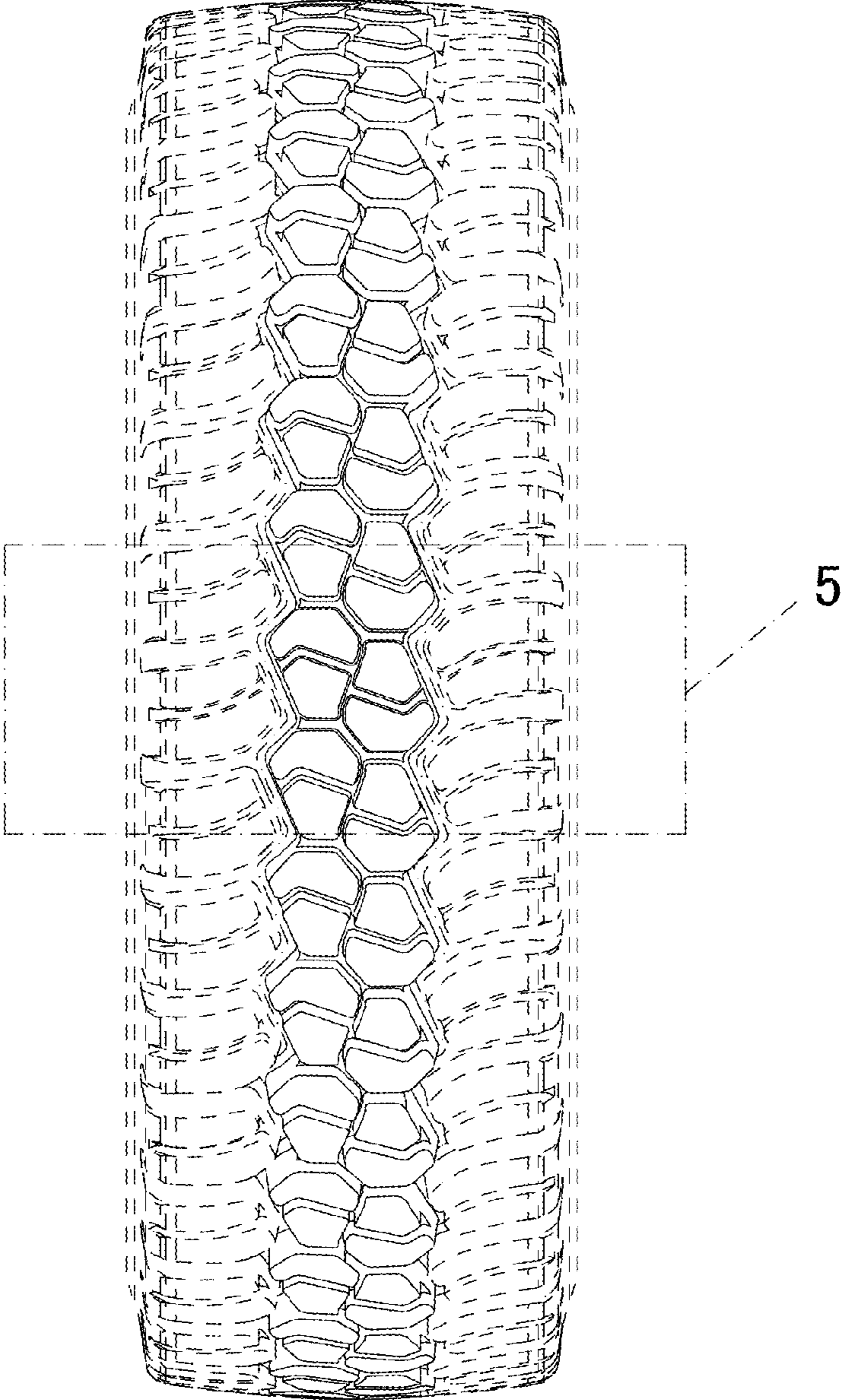


FIG. 3

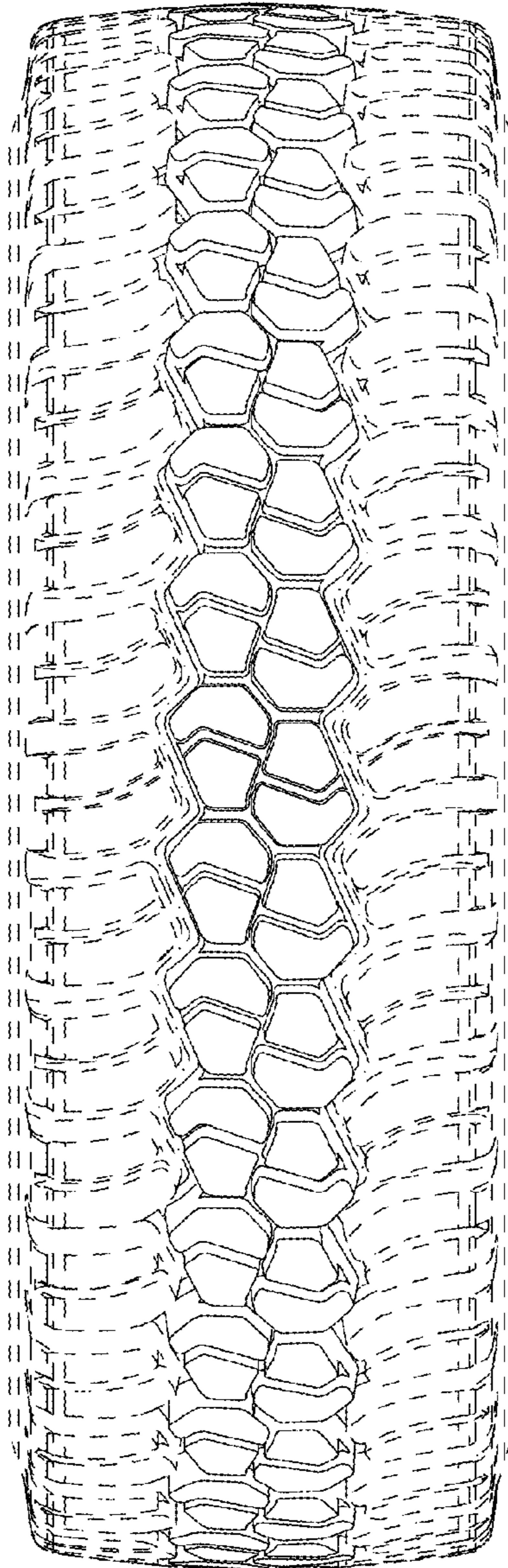


FIG. 4

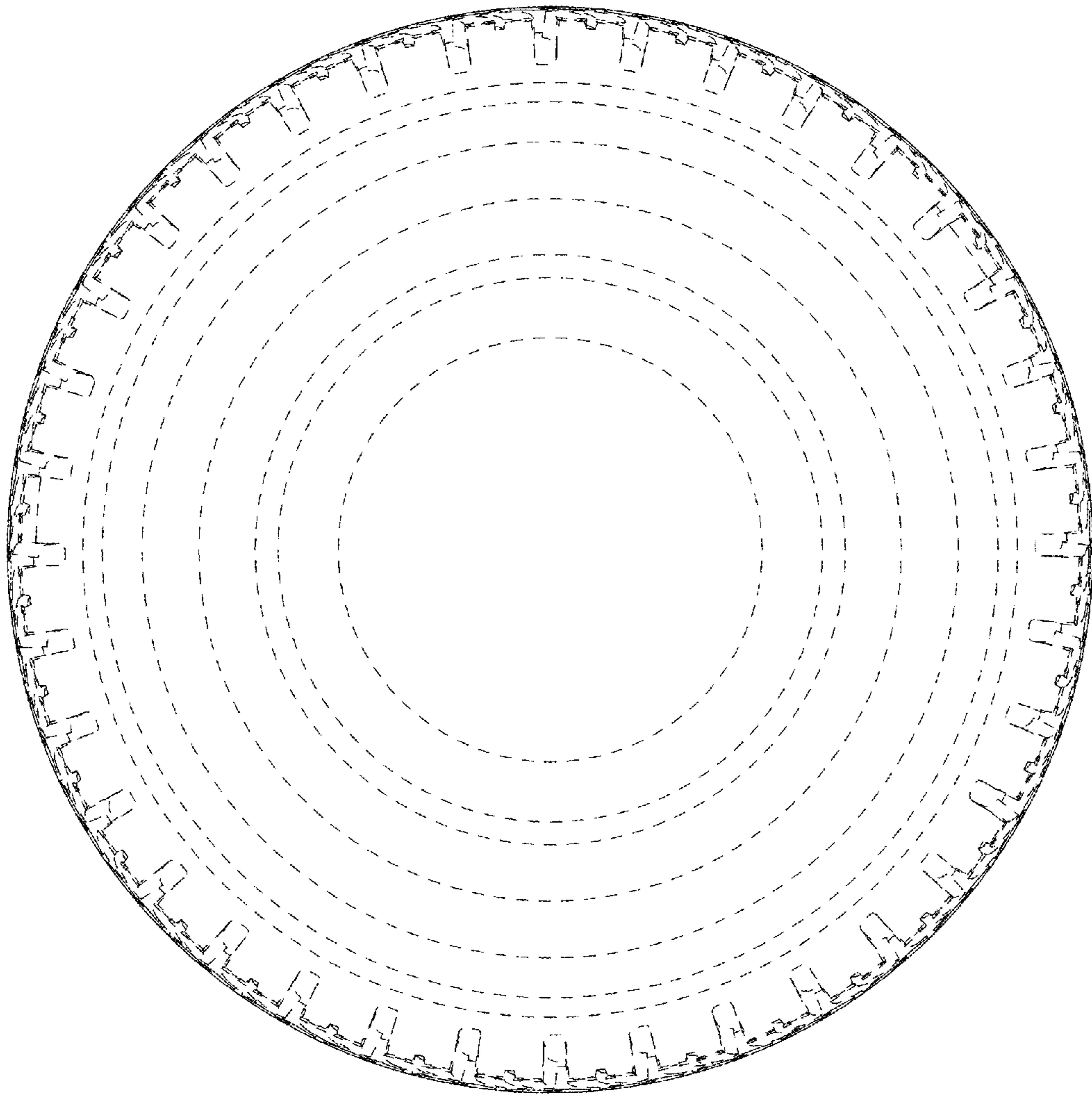


FIG. 5

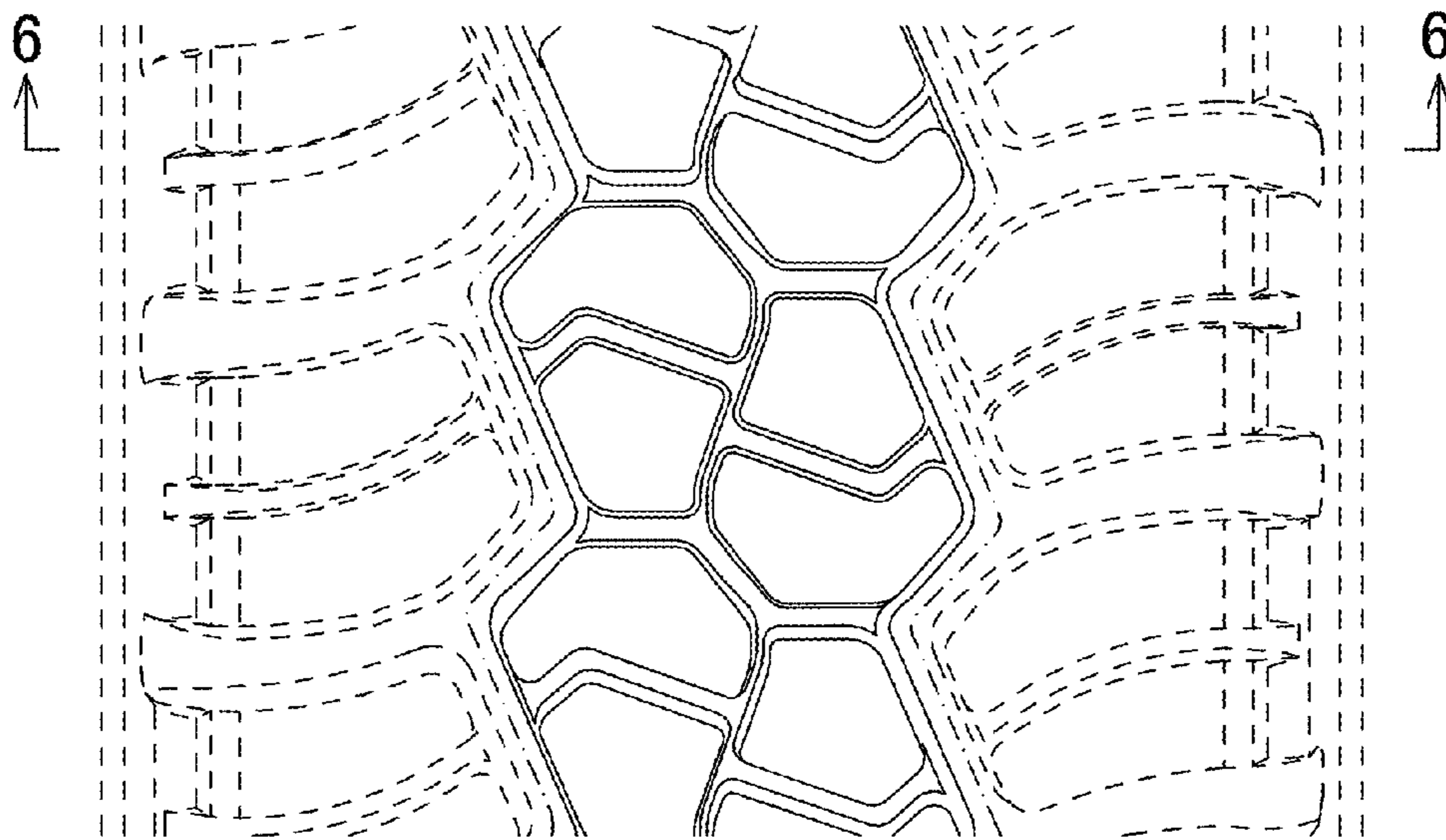


FIG. 6

