

US00D763171S

(12) **United States Design Patent**
Badillo

(10) **Patent No.:** **US D763,171 S**
(45) **Date of Patent:** **** Aug. 9, 2016**

- (54) **VEHICLE RACK CROSS BAR**
- (71) Applicant: **Intelligent Designs 2000 Corp.**, Aurora, CO (US)
- (72) Inventor: **Paul Badillo**, Littleton, CO (US)
- (73) Assignee: **Intelligent Designs 2000 Corp.**, Aurora, CO (US)
- (**) Term: **15 Years**
- (21) Appl. No.: **29/535,869**
- (22) Filed: **Aug. 11, 2015**
- (51) **LOC (10) Cl.** **12-16**
- (52) **U.S. Cl.**
USPC **D12/414**
- (58) **Field of Classification Search**
USPC D12/414, 406; D32/35, 58;
D6/317-319, 513-514
CPC B60P 9/00; B60P 3/40
See application file for complete search history.

- D577,327 S * 9/2008 Jung D12/412
- D627,704 S * 11/2010 Bucher D12/412
- D746,761 S * 1/2016 Cagampang D12/414
- 2007/0164065 A1 * 7/2007 Davis B60R 9/10
224/324
- 2012/0241486 A1 * 9/2012 Shen B60R 9/058
224/321

* cited by examiner

Primary Examiner — Katrina A Betton
(74) *Attorney, Agent, or Firm* — Sheridan Ross P.C.

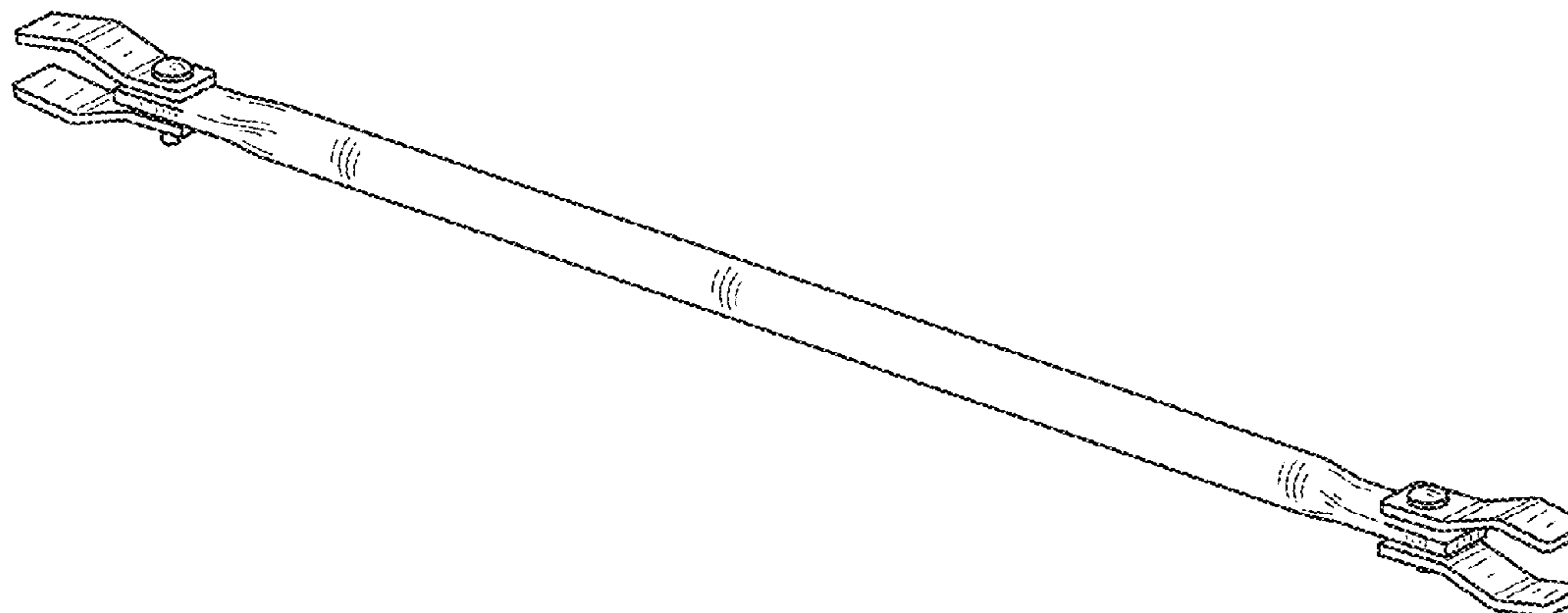
(57) **CLAIM**
The ornamental design for a vehicle rack cross bar, as shown and described.

DESCRIPTION

FIG. 1 is a perspective view of a vehicle rack cross bar; FIG. 2 is a front elevation view thereof; FIG. 3 is a rear elevation view thereof; FIG. 4 is a right elevation view thereof; FIG. 5 is a left elevation view thereof; FIG. 6 is a top plan view thereof; FIG. 7 is a bottom plan view thereof; and, FIG. 8 is a perspective view of thereof positioned adjacent to a vehicle roof rack. The broken lines depict unclaimed environmental subject matter and do not form any part of the claimed design.

1 Claim, 4 Drawing Sheets

- (56) **References Cited**
U.S. PATENT DOCUMENTS
D319,810 S * 9/1991 Stapleton D12/412
D457,123 S * 5/2002 Sin D12/412



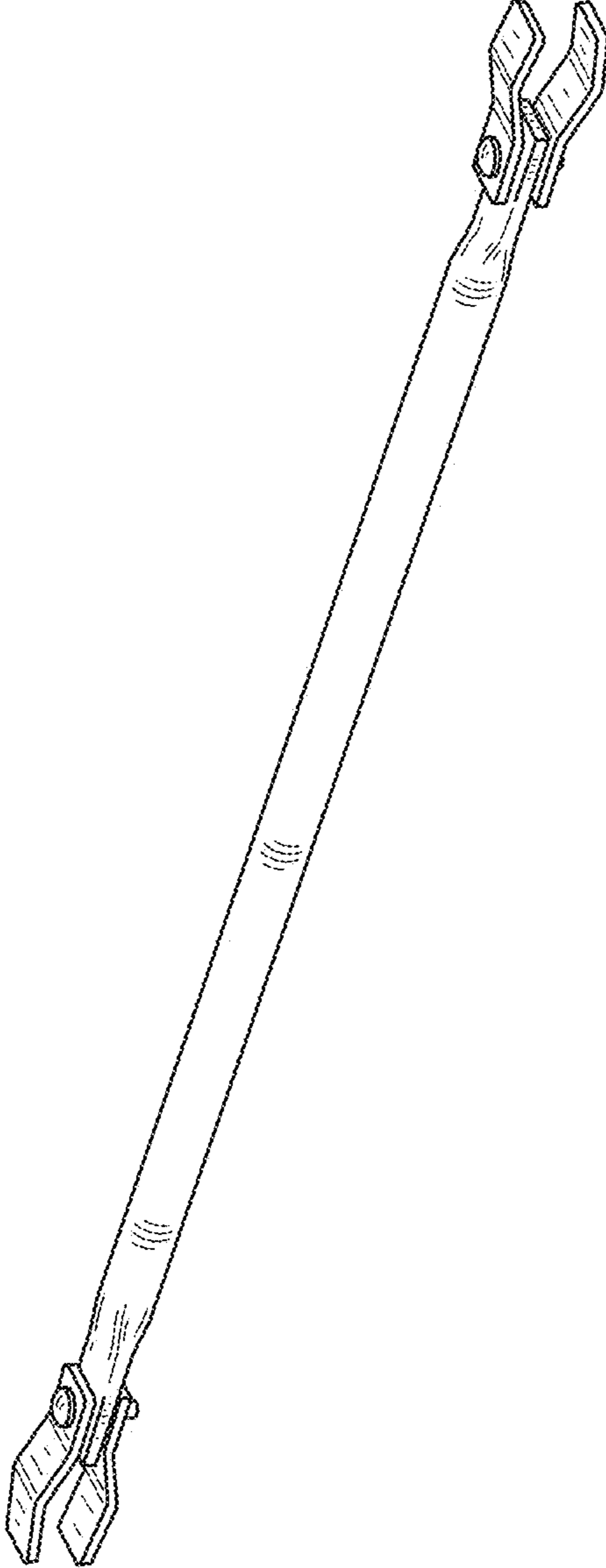


FIG.1

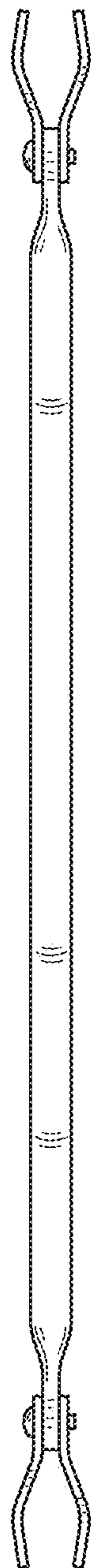


FIG. 2




FIG. 3

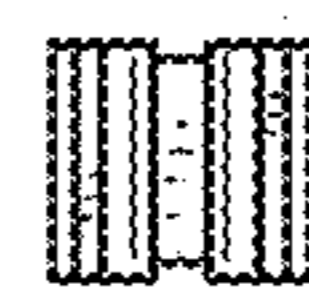


FIG. 4

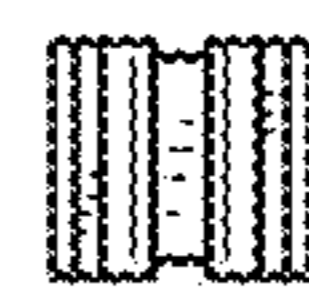


FIG. 5



FIG. 6



FIG. 7

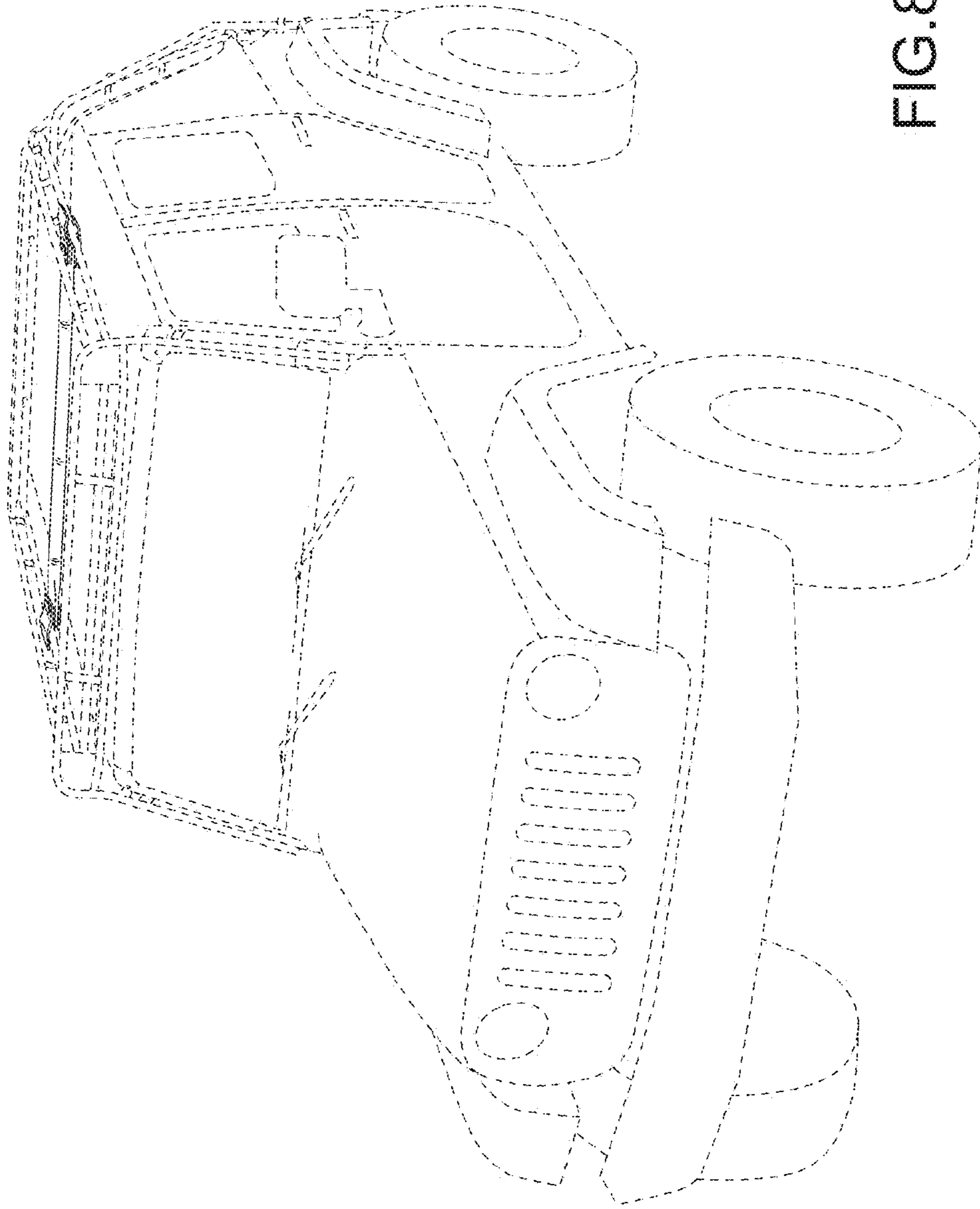


FIG. 8