



US00D763162S

(12) **United States Design Patent**  
**Garbas**

(10) **Patent No.:** **US D763,162 S**

(45) **Date of Patent:** **\*\* Aug. 9, 2016**

(54) **VEHICLE WHEEL**

(71) Applicant: **Bayerische Motoren Werke  
Aktiengesellschaft, Munich (DE)**

(72) Inventor: **Benjamin Garbas, Munich (DE)**

(73) Assignee: **Bayerische Motoren Werke  
Aktiengesellschaft, Munich (DE)**

(\*\*) Term: **14 Years**

(21) Appl. No.: **29/521,445**

(22) Filed: **Mar. 24, 2015**

(30) **Foreign Application Priority Data**

Sep. 25, 2014 (DE) ..... 40 2014 100 910

(51) **LOC (10) Cl.** ..... **12-16**

(52) **U.S. Cl.**  
USPC ..... **D12/211**

(58) **Field of Classification Search**  
USPC ..... D12/204–213  
CPC ..... B60B 7/00; B60B 7/02; B60B 7/04;  
B60B 7/01; B60B 7/06; B60B 3/02; B60B  
3/04; B60B 3/06; B60B 3/10; B60B 1/00;  
B60B 1/08; B60B 1/10; B60B 1/12  
See application file for complete search history.

(56) **References Cited**

**U.S. PATENT DOCUMENTS**

|              |        |          |         |
|--------------|--------|----------|---------|
| D407,057 S   | 3/1999 | Goplen   |         |
| D424,500 S * | 5/2000 | Johnson  | D12/209 |
| D470,093 S   | 2/2003 | Frizzi   |         |
| D471,852 S * | 3/2003 | Pfeiffer | D12/211 |
| D479,177 S * | 9/2003 | Nordmann | D12/211 |
| D507,775 S * | 7/2005 | Pfeiffer | D12/211 |

|              |         |                 |         |
|--------------|---------|-----------------|---------|
| D513,726 S * | 1/2006  | Kamimura        | D12/211 |
| D515,494 S * | 2/2006  | Laengerer       | D12/211 |
| D525,578 S * | 7/2006  | Schell          | D12/211 |
| D527,328 S * | 8/2006  | Pfeiffer        | D12/211 |
| D623,109 S * | 9/2010  | Markefka        | D12/209 |
| D625,239 S   | 10/2010 | Juergens et al. |         |
| D641,677 S * | 7/2011  | Weil            | D12/209 |
| D641,680 S * | 7/2011  | Laengerer       | D12/211 |
| D644,586 S * | 9/2011  | Baum            | D12/209 |
| D692,816 S * | 11/2013 | Zhang           | D12/209 |
| D720,275 S   | 12/2014 | Szavits         |         |
| D731,943 S * | 6/2015  | Holstein        | D12/211 |
| D740,198 S * | 10/2015 | Barnes          | D12/211 |

**FOREIGN PATENT DOCUMENTS**

|    |                |        |
|----|----------------|--------|
| EM | 001598277-0004 | 1/2010 |
| EM | 002449397-0006 | 4/2014 |
| WO | DM/042469      | 2/1998 |
| WO | DM/056821      | 9/2001 |

\* cited by examiner

*Primary Examiner* — Stacia Cadmus

(74) *Attorney, Agent, or Firm* — Crowell & Moring LLP

(57) **CLAIM**

The ornamental design for a vehicle wheel, as shown and described.

**DESCRIPTION**

FIG. 1 is a perspective view of a vehicle wheel according to the design;

FIG. 2 is an additional perspective view thereof;

FIG. 3 is an additional perspective view thereof;

FIG. 4 is a front view thereof;

FIG. 5 is a rear view thereof in a lighter gray scale, representing environmental features that form no part of the claimed design; and,

FIG. 6 is a side view thereof.

**1 Claim, 6 Drawing Sheets**









Fig. 1





Fig. 2





Fig. 3





Fig. 4






Fig. 5




Fig. 6