



US00D763156S

(12) **United States Design Patent**
Jo et al.

(10) **Patent No.:** **US D763,156 S**
(45) **Date of Patent:** **** Aug. 9, 2016**

(54) **REAR DOOR PANEL FOR AUTOMOBILES**

(71) Applicant: **Kia Motors Corporation**, Seoul (KR)

(72) Inventors: **Wan-Dong Jo**, Seoul (KR); **Soo-Woon Jeon**, Seoul (KR)

(73) Assignee: **Kia Motors Corporation**, Seoul (KR)

(**) Term: **15 Years**

(21) Appl. No.: **29/534,611**

(22) Filed: **Jul. 30, 2015**

(30) **Foreign Application Priority Data**

Feb. 16, 2015 (KR) 30-2015-0008345

(51) **LOC (10) Cl.** **12-16**

(52) **U.S. Cl.**
USPC **D12/196**

(58) **Field of Classification Search**
USPC D12/86, 90-92, 190, 196
CPC B60R 13/04; B60R 19/54; B62D 25/12;
B62D 27/026; B62D 35/005; B60J 5/0412
See application file for complete search history.

(56) **References Cited**

U.S. PATENT DOCUMENTS

D573,522 S * 7/2008 Sato D12/196
D598,812 S * 8/2009 Kim D12/92
D605,085 S * 12/2009 Weil D12/92
D628,942 S * 12/2010 Kim D12/92
D684,900 S * 6/2013 Doyle D12/92
D696,608 S * 12/2013 Jeon D12/92

D698,281 S * 1/2014 Badstuebner D12/91
D706,174 S * 6/2014 Garand D12/92
D714,192 S * 9/2014 Huet D12/92
D716,187 S * 10/2014 Beermann D12/92
D719,877 S * 12/2014 Hong D12/92
D728,427 S * 5/2015 Kim D12/92
D737,175 S * 8/2015 Telaak D12/92

OTHER PUBLICATIONS

<https://www.youtube.com/watch?v=3aqCjhwllg>—Published Apr. 1, 2015.*

<http://autoweek.com/article/car-reviews/2016-kia-optima-sedan-re-view-test-drive-price-gallery-horsepower>—Published Oct. 21, 2015.*

* cited by examiner

Primary Examiner — Manpreet Matharu

Assistant Examiner — Mojtaba Tehrani

(74) *Attorney, Agent, or Firm* — Mintz Levin Cohn Ferris Glovsky and Popeo, P.C.; Kongsik Kim

(57) **CLAIM**

The ornamental design for a rear door panel for automobiles, as shown.

DESCRIPTION

FIG. 1 is a perspective view of a rear door panel for automobiles, showing our new design;
FIG. 2 is a front view thereof.
FIG. 3 is a rear view thereof.
FIG. 4 is a left side view thereof.
FIG. 5 is a right side view thereof.
FIG. 6 is a top view thereof; and,
FIG. 7 is a bottom view thereof.

1 Claim, 7 Drawing Sheets





FIG. 1



FIG. 2



FIG. 3




FIG. 4



FIG. 5




FIG. 6




FIG. 7

