



US00D763152S

(12) **United States Design Patent**
Frascella

(10) **Patent No.:** **US D763,152 S**
(45) **Date of Patent:** **** Aug. 9, 2016**

(54) **VEHICLE COMPONENT**

(71) Applicant: **Jaguar Land Rover Limited**, Coventry (GB)

(72) Inventor: **Massimo Frascella**, Coventry (GB)

(73) Assignee: **Jaguar Land Rover Limited** (GB)

(**) Term: **14 Years**

(21) Appl. No.: **29/515,271**

(22) Filed: **Jan. 21, 2015**

(30) **Foreign Application Priority Data**

Jul. 22, 2014 (EM) 002507228
Jul. 22, 2014 (EM) 002507285

(51) **LOC (10) Cl.** **12-08**

(52) **U.S. Cl.**
USPC **D12/190**

(58) **Field of Classification Search**
USPC D12/190, 106, 192, 400, 90, 91, 92,
D12/197, 86, 171, 169, 163, 110, 114;
D11/211, 81; D20/11, 23, 24, 25, 30,
D20/31, 32
CPC B60J 10/35; B60J 10/0011; B60J 10/02
See application file for complete search history.

(56) **References Cited**

U.S. PATENT DOCUMENTS

D545,258 S *	6/2007	Teng	D12/190
D566,022 S *	4/2008	Johnson	D12/190
D636,712 S *	4/2011	Shymkiw	D12/190
D659,059 S *	5/2012	Elmitt	D12/190
D711,302 S *	8/2014	van Braeckel	D12/190
D717,222 S *	11/2014	Waterman	D12/190
D746,200 S *	12/2015	Leetz	D12/190
D748,547 S *	2/2016	Battams	D12/190

* cited by examiner

Primary Examiner — Katrina A Betton

(74) *Attorney, Agent, or Firm* — Fishman Stewart PLLC

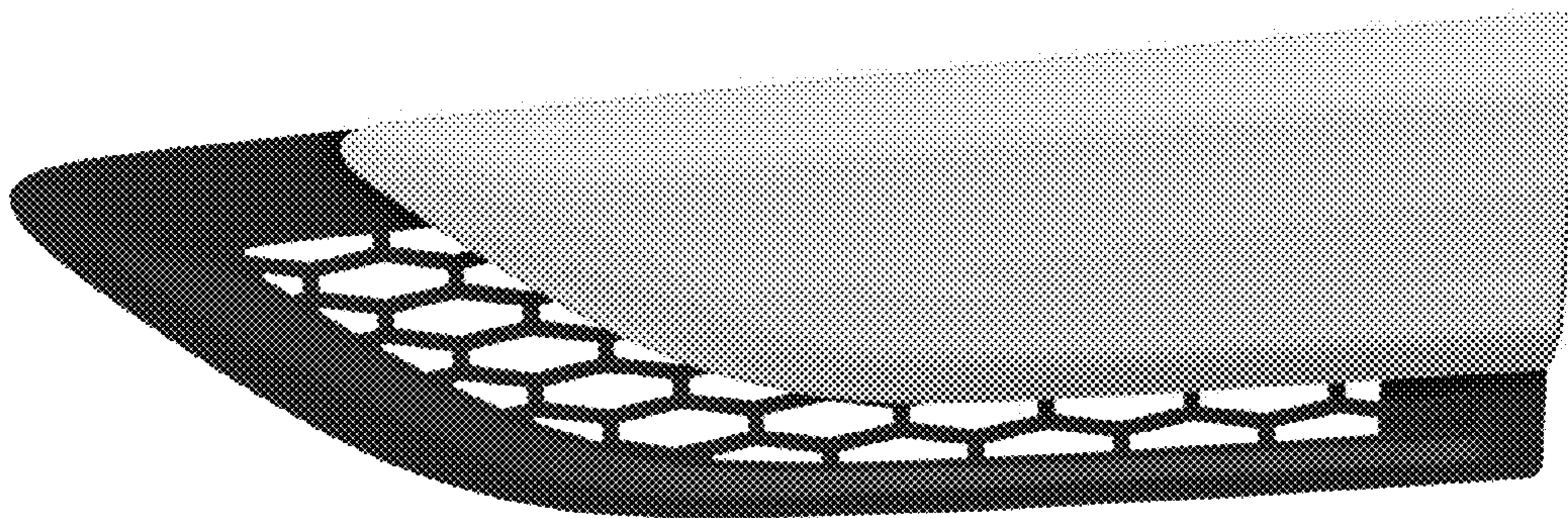
(57) **CLAIM**

The ornamental design for a vehicle component, as shown and described.

DESCRIPTION

FIG. 1 is a front perspective of a vehicle component;
FIG. 2 is a front view of a vehicle component;
FIG. 3 is a top view of a vehicle component;
FIG. 4 is a side view of a vehicle component; and,
FIG. 5 is a supplemental front perspective view of a portion of a vehicle with a vehicle component in the installed position. Portions of FIG. 5 shown in diagonal lines are for illustrative purposes only and form no part of the claimed design.

1 Claim, 4 Drawing Sheets



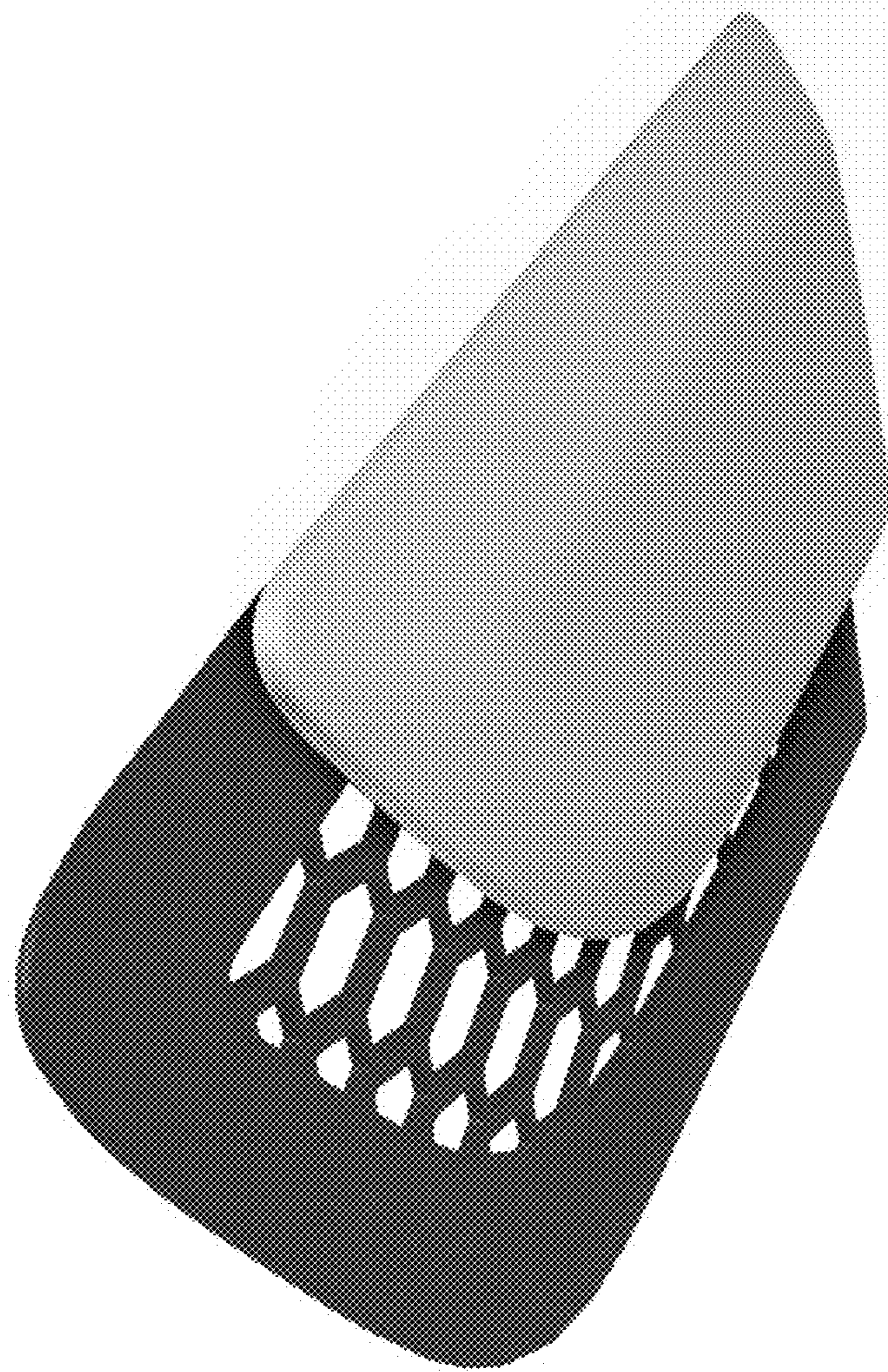


FIG. 1

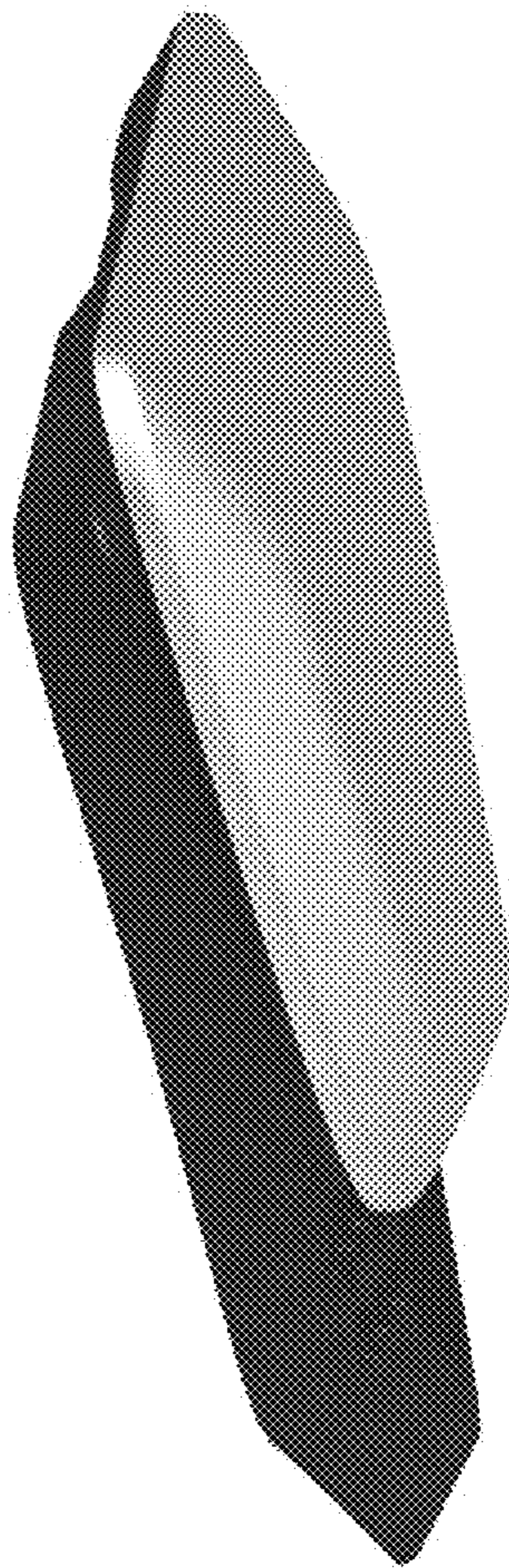


FIG. 2




FIG. 3

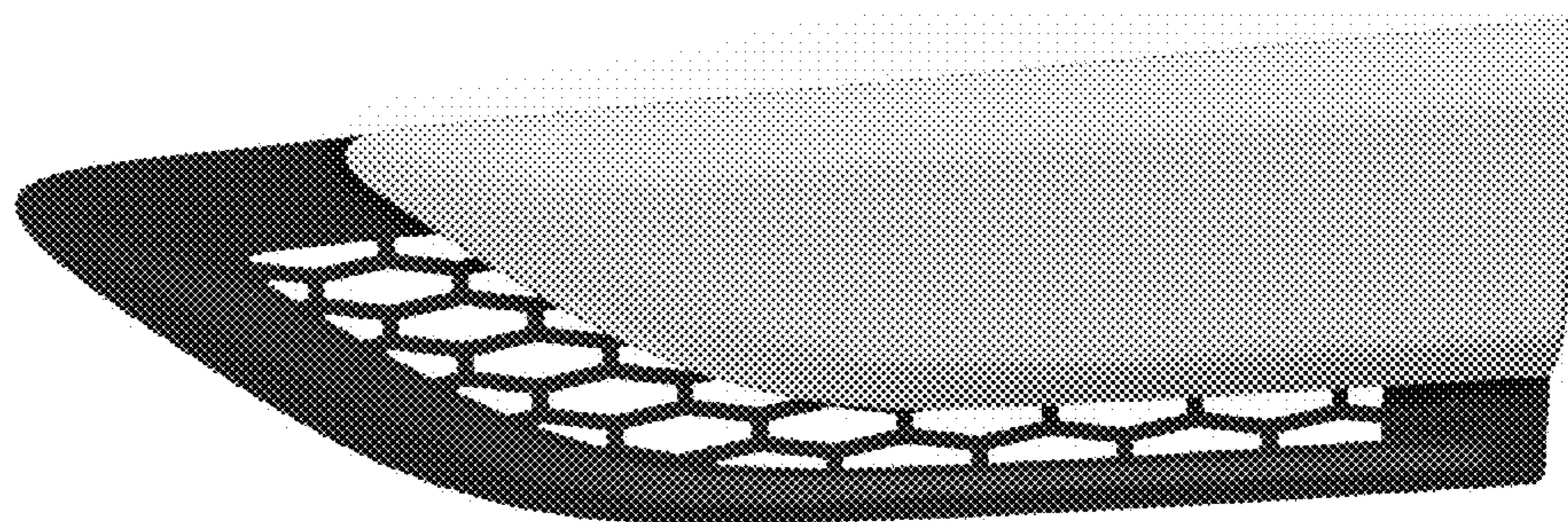


FIG. 4

