



US00D763149S

(12) **United States Design Patent**
Wheel

(10) **Patent No.:** **US D763,149 S**

(45) **Date of Patent:** **** Aug. 9, 2016**

(54) **VEHICLE COMPONENT**

(71) Applicant: **Jaguar Land Rover Limited**, Coventry (GB)

(72) Inventor: **Andrew Wheel**, Coventry (GB)

(73) Assignee: **Jaguar Land Rover Limited** (GB)

(**) Term: **14 Years**

(21) Appl. No.: **29/515,275**

(22) Filed: **Jan. 21, 2015**

(30) **Foreign Application Priority Data**

Jul. 22, 2014 (EM) 002507228

Jul. 22, 2014 (EM) 002507285

(51) **LOC (10) Cl.** **12-08**

(52) **U.S. Cl.**
USPC **D12/181**

(58) **Field of Classification Search**
USPC D12/181, 191, 196, 400, 190, 88
CPC B60R 13/04; B60R 13/02
See application file for complete search history.

(56) **References Cited**

U.S. PATENT DOCUMENTS

D699,647 S * 2/2014 Jensen D12/181

D716,204 S * 10/2014 Butterworth D12/181
D721,310 S * 1/2015 Ito D12/181
D722,929 S * 2/2015 Hatter D12/181
D729,712 S * 5/2015 Goepfel D12/181
D731,935 S * 6/2015 Robinson D12/181
D746,191 S * 12/2015 Chen D12/181

* cited by examiner

Primary Examiner — Katrina A Betton

(74) *Attorney, Agent, or Firm* — Fishman Stewart PLLC


(57) **CLAIM**

The ornamental design for a vehicle component, as shown and described.

DESCRIPTION

FIG. 1 is a rear perspective view a vehicle component; FIG. 2 is a top perspective view a vehicle component; FIG. 3 is a rear view of a vehicle component; FIG. 4 is a side view of a vehicle component; and, FIG. 5 is a rear perspective view of a vehicle with a vehicle component in the installed position. Portions of FIG. 5 shown in diagonal lines are for illustrative purposes only and form no part of the claimed design.

1 Claim, 3 Drawing Sheets



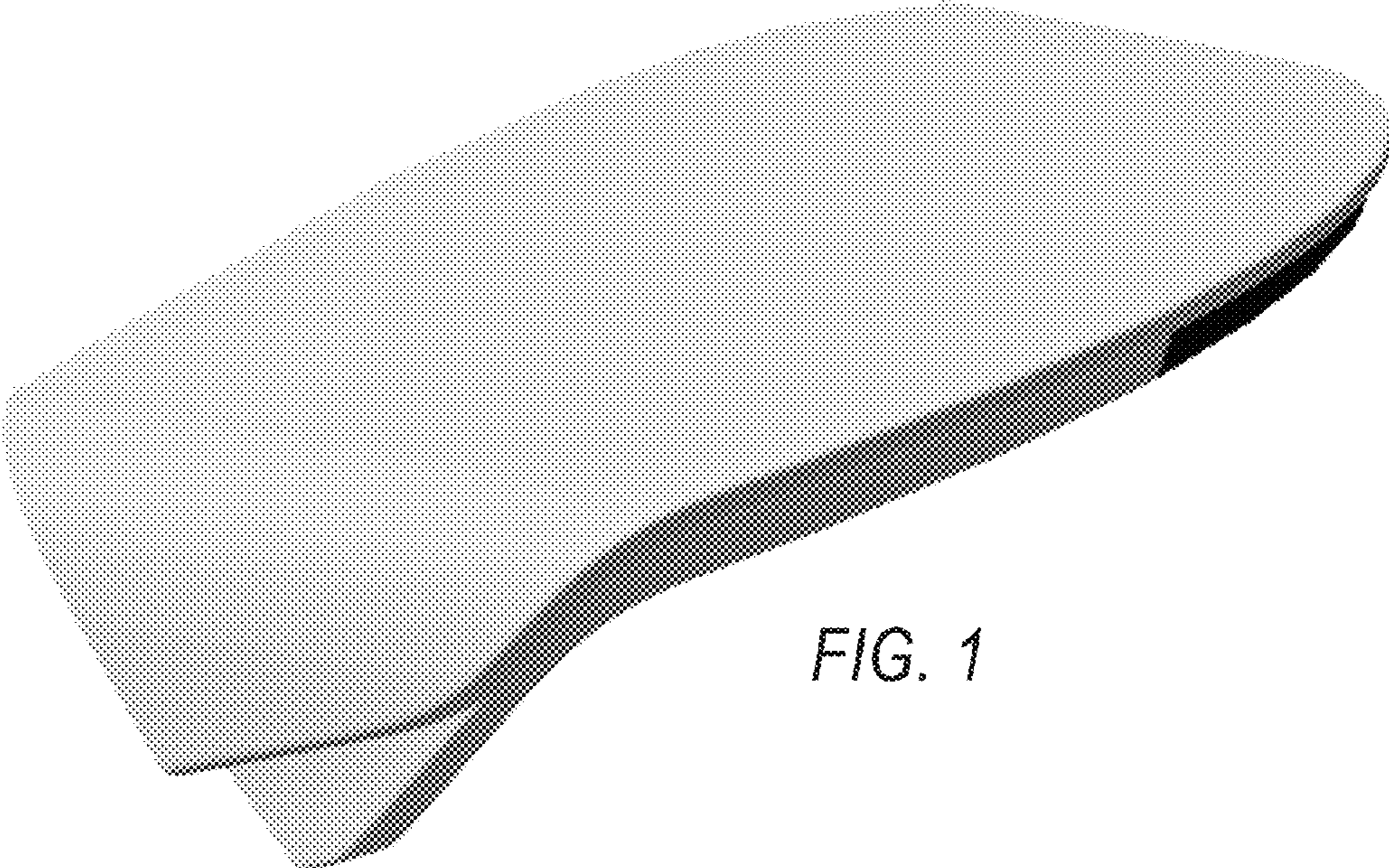


FIG. 1



FIG. 2



FIG. 3

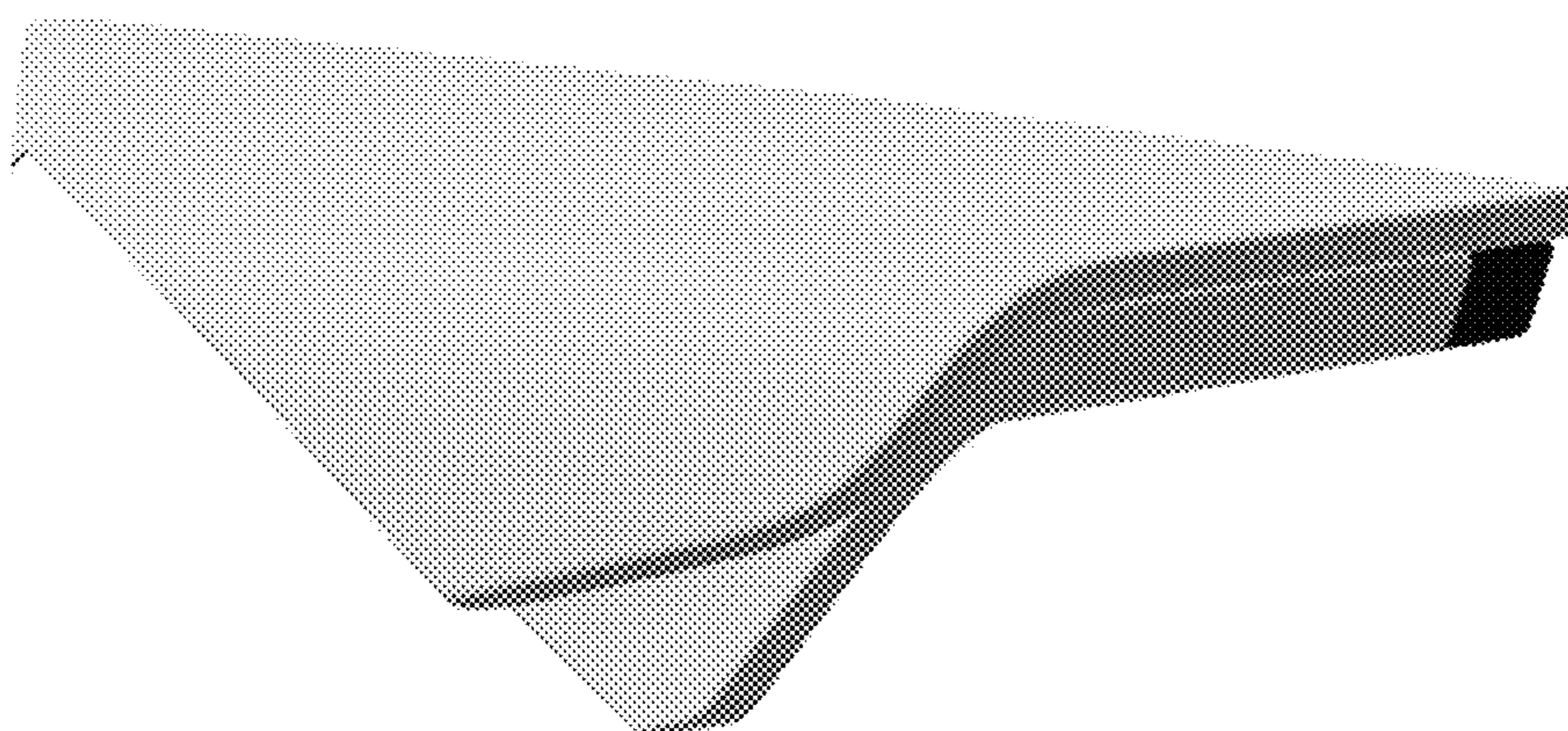


FIG. 4

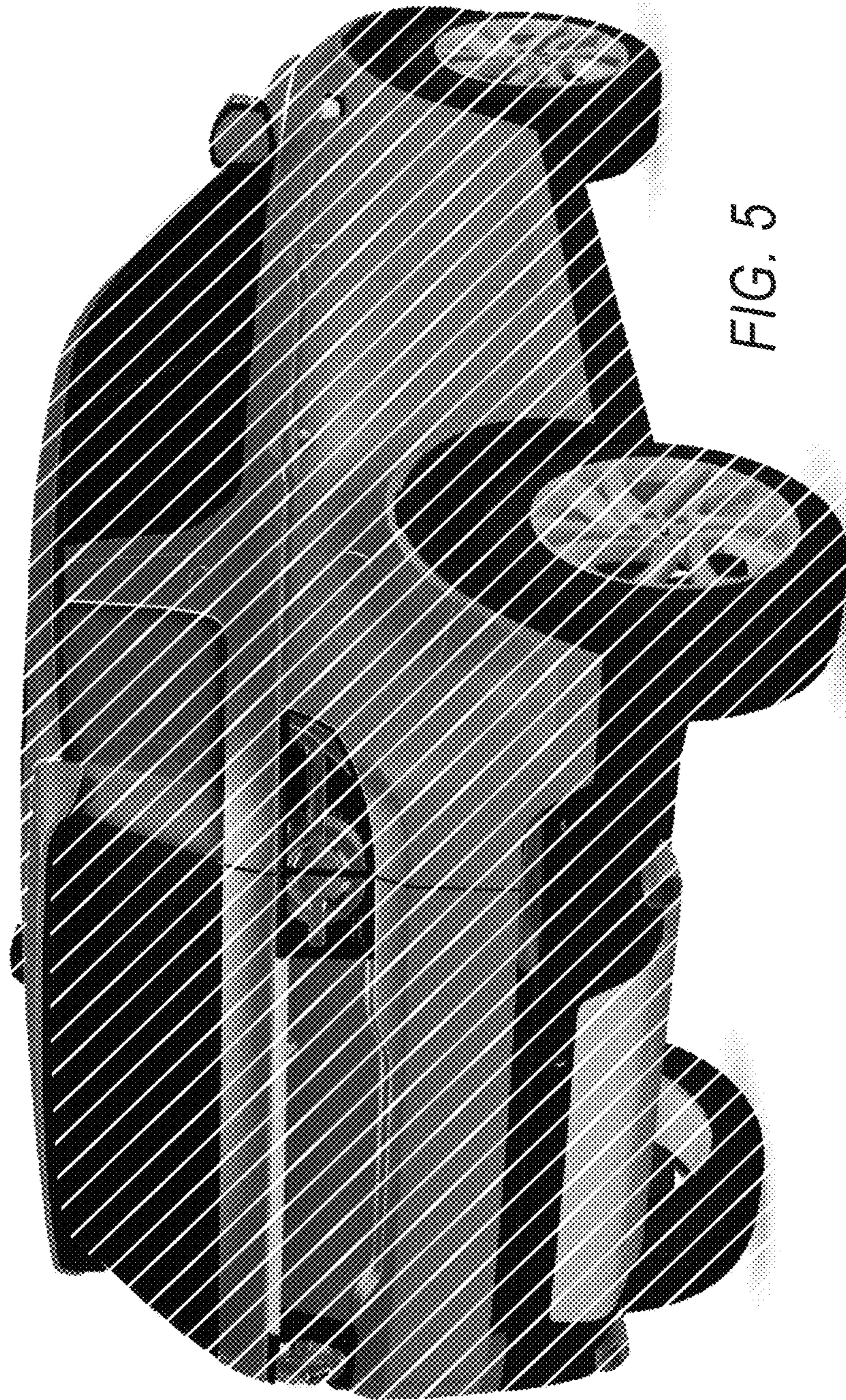


FIG. 5