



US00D763146S

(12) **United States Design Patent**
Tsutamori

(10) **Patent No.:** **US D763,146 S**

(45) **Date of Patent:** **** Aug. 9, 2016**

(54) **FRONT BUMPER FOR AUTOMOBILE**

(56) **References Cited**

(71) Applicant: **Honda Motor Co., Ltd.**, Tokyo (JP)

U.S. PATENT DOCUMENTS

(72) Inventor: **Daisuke Tsutamori**, Wako (JP)

D670,627 S *	11/2012	Fetherston	D12/169
D712,801 S *	9/2014	Kobayashi	D12/169
D725,011 S *	3/2015	Kobayashi	D12/169
D725,012 S *	3/2015	Murase	D12/169
D737,738 S *	9/2015	Nordmann	D12/169
D748,543 S *	2/2016	Nissl	D12/169
D749,999 S *	2/2016	Curic	D12/169
D751,473 S *	3/2016	Rupar	D12/169

(73) Assignee: **Honda Motor Co., Ltd.**, Tokyo (JP)

(**) Term: **14 Years**

* cited by examiner

(21) Appl. No.: **29/520,522**

Primary Examiner — Melody N Brown

(22) Filed: **Mar. 16, 2015**

(74) *Attorney, Agent, or Firm* — Plumsea Law Group, LLC

(30) **Foreign Application Priority Data**

(57) **CLAIM**

Sep. 24, 2014 (JP) 2014-021100

The ornamental design for a front bumper for automobile, as shown and described.

(51) **LOC (10) Cl.** **12-16**

DESCRIPTION

(52) **U.S. Cl.**

USPC **D12/169**

FIG. 1 is a perspective view from the front side of a front bumper for automobile.

(58) **Field of Classification Search**

USPC D12/169, 216, 90-92, 86, 171, 196,
D12/163; 293/102, 113, 115, 117, 120;
296/180.1, 180.2

FIG. 2 is a front elevation view thereof.

FIG. 3 is a top plan view thereof.

FIG. 4 is a bottom plan view thereof.

FIG. 5 is a right side elevation view thereof; and,

FIG. 6 is a left side elevation view thereof.

The broken lines shown in the drawings illustrate portions of the front bumper that form no part of claimed design.

CPC .. B60R 19/52; B60R 2019/25; B60R 25/0845

See application file for complete search history.

1 Claim, 6 Drawing Sheets

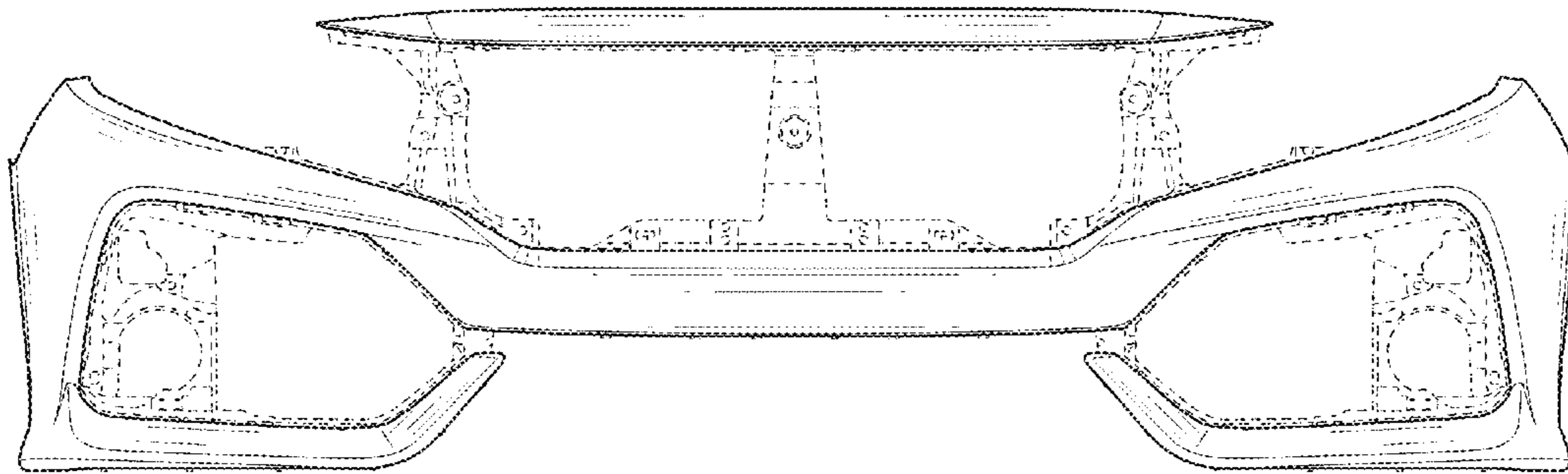


FIG. 1

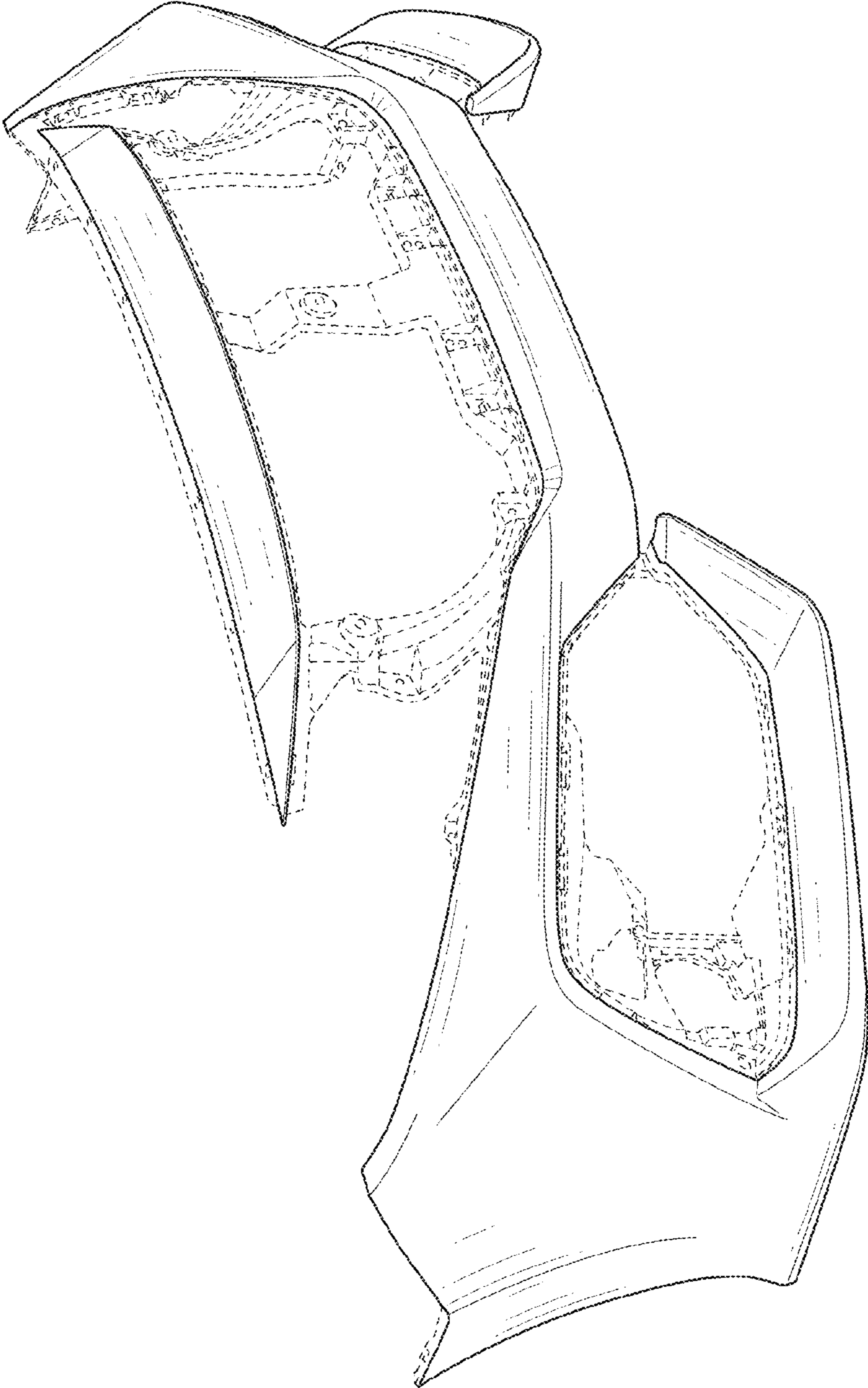


FIG. 2

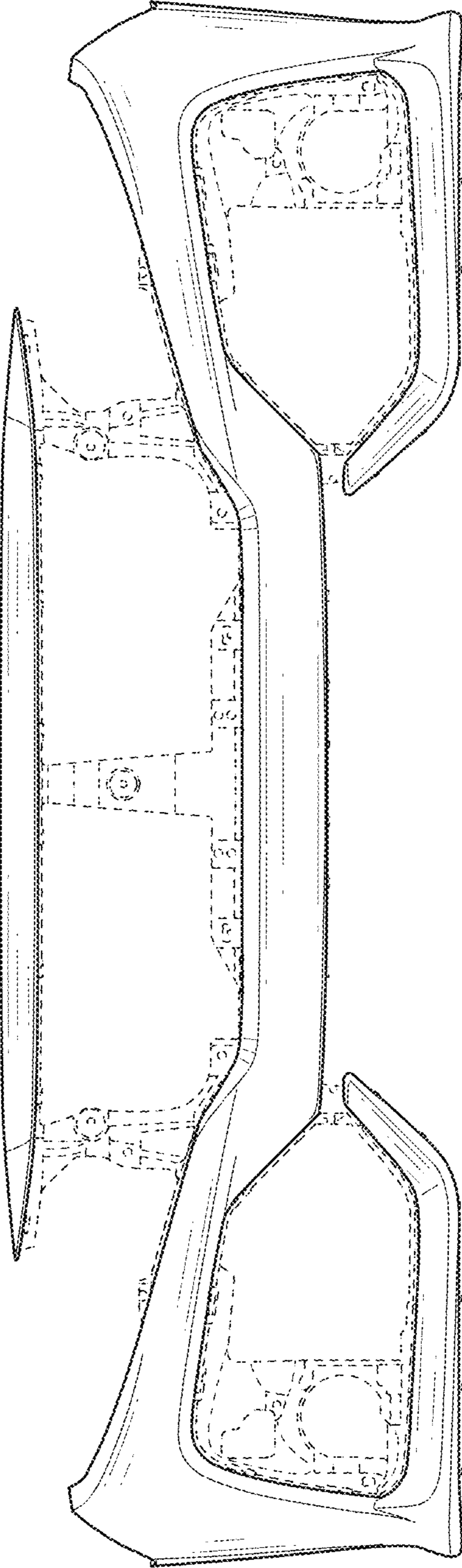


FIG. 3

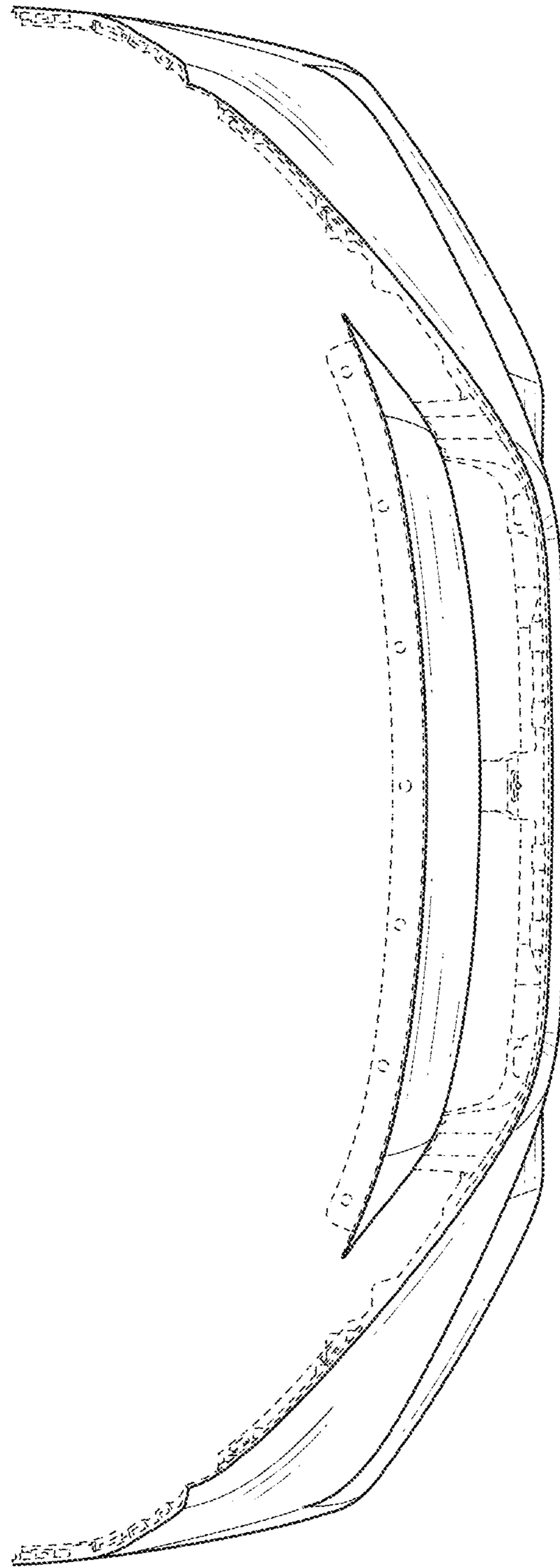


FIG. 4

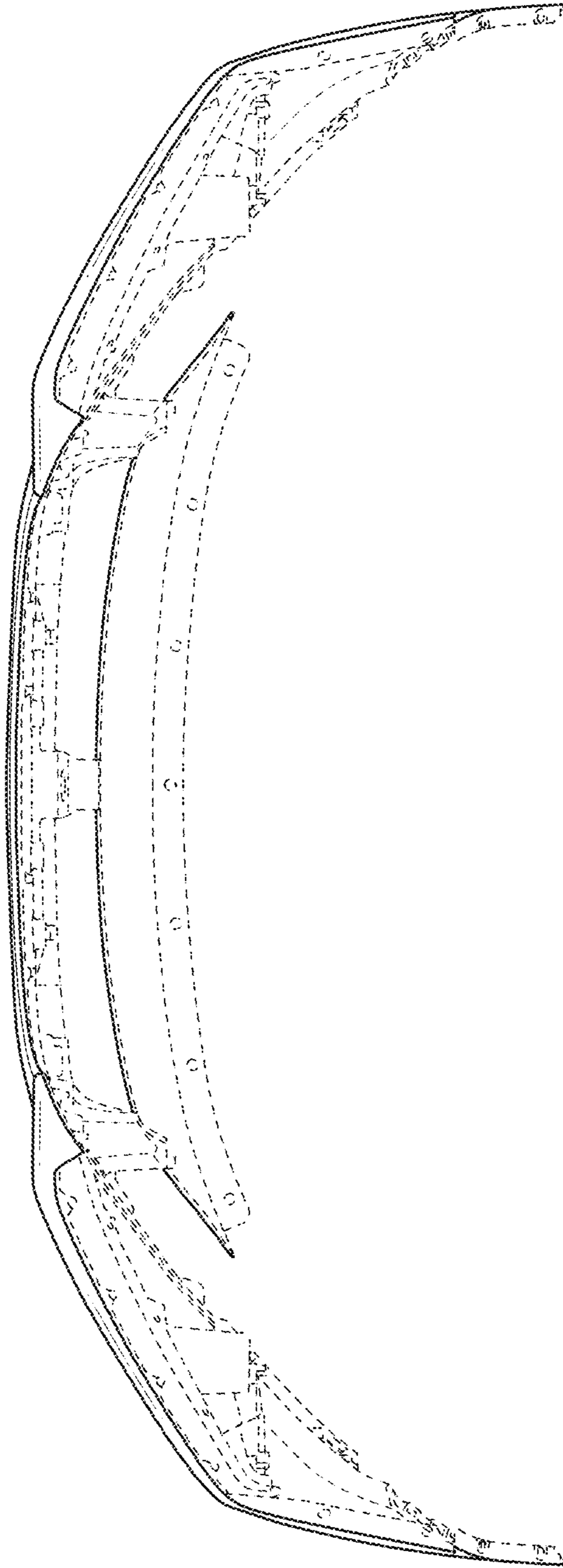


FIG. 5

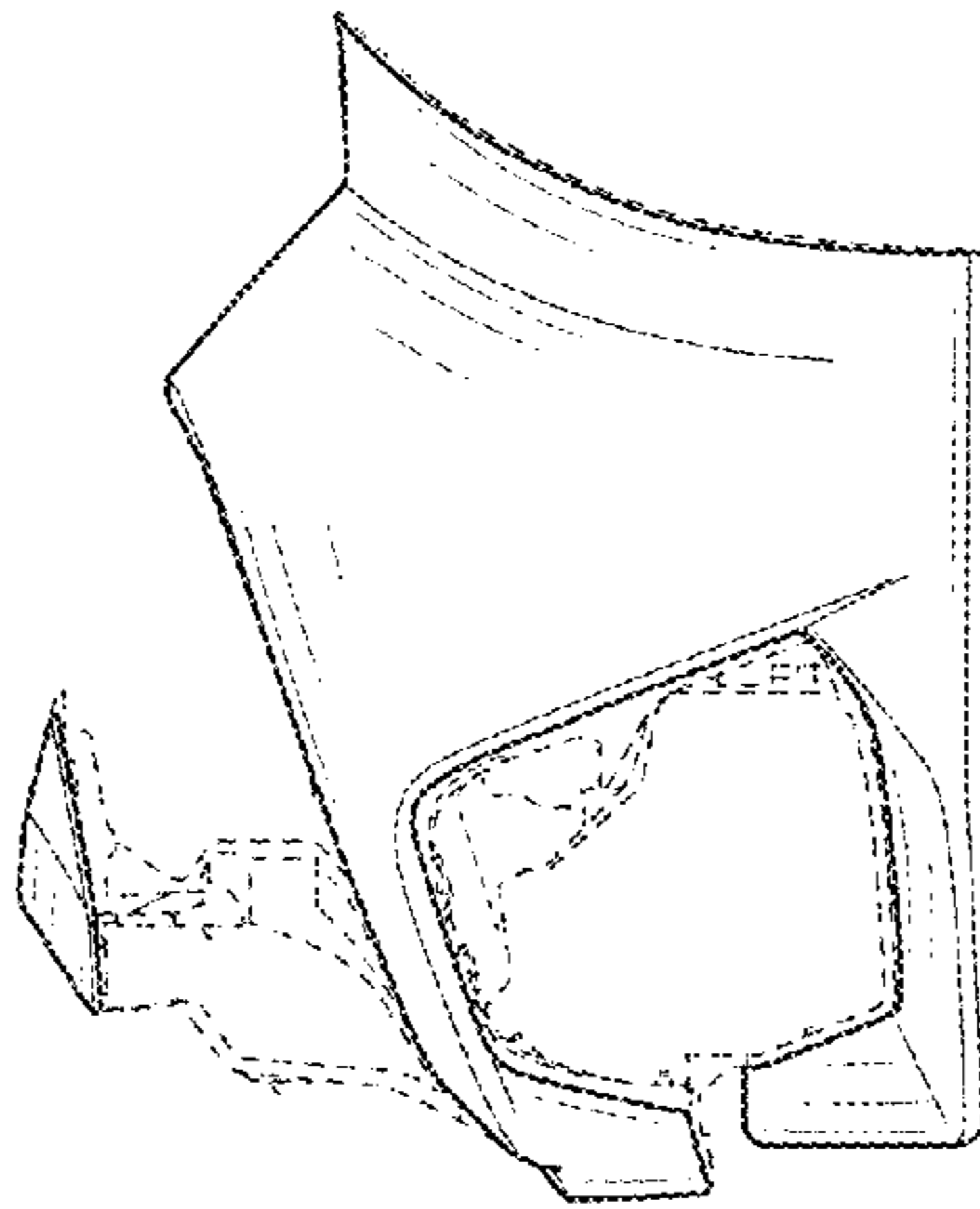


FIG. 6

