



US00D763142S

(12) **United States Design Patent**
Tokizane

(10) **Patent No.:** **US D763,142 S**
(45) **Date of Patent:** **** Aug. 9, 2016**

(54) **MOTOR VEHICLE**

(71) Applicant: **Hisataka Tokizane**, Nagoya (JP)
(72) Inventor: **Hisataka Tokizane**, Nagoya (JP)
(73) Assignee: **Toyota Jidosha Kabushiki Kaisha** (JP)
(**) Term: **14 Years**
(21) Appl. No.: **29/525,345**

(22) Filed: **Apr. 29, 2015**
(51) **LOC (10) Cl.** **12-16**
(52) **U.S. Cl.**
USPC **D12/164**
(58) **Field of Classification Search**
USPC D12/86, 90-92, 164; D21/421, 433,
D21/434; 296/181.1, 181.5
CPC B60D 35/00; B62D 25/00; B62D 25/06;
B62D 25/08; B62D 33/00
See application file for complete search history.

(56) **References Cited**

U.S. PATENT DOCUMENTS

D566,006 S *	4/2008	Cartabiano	D12/91
D566,620 S *	4/2008	Cartabiano	D12/91
D570,251 S *	6/2008	Nakamura	D12/91
D576,919 S *	9/2008	Ito	D12/91
D589,401 S *	3/2009	Yokoi	D12/91
D630,130 S *	1/2011	Ito	D12/91
D630,972 S *	1/2011	Fujiwara	D12/91
D637,110 S *	5/2011	Sperling	D12/91
D670,621 S *	11/2012	Frenzel	D12/164
D676,364 S *	2/2013	Yamada	D12/164
D710,253 S *	8/2014	Suzuki	D12/91
D711,286 S *	8/2014	Suzuki	D12/91
D747,241 S *	1/2016	Frei	D12/164

OTHER PUBLICATIONS

Toyota, Land Cruiser, <http://www.netcarshow.com/toyota/2013-land_cruiser/1280x960/wallpaper_19.htm>, available at least as early as Dec. 9, 2014.
Mercedes-Benz, GL-Class, <http://www.netcarshow.com/mercedes-benz/2013-gl-class/1600x1200/wallpaper_61.htm>, available at least as early as Dec. 9, 2014.
Volkswagen, Touareg <http://www.netcarshow.com/volkswagen/2015-touareg/1600x1200/wallpaper_1e.htm>, available at least as early as Dec. 9, 2014.

* cited by examiner

Primary Examiner — Melody N Brown

(74) *Attorney, Agent, or Firm* — Saidman DesignLaw Group, LLC

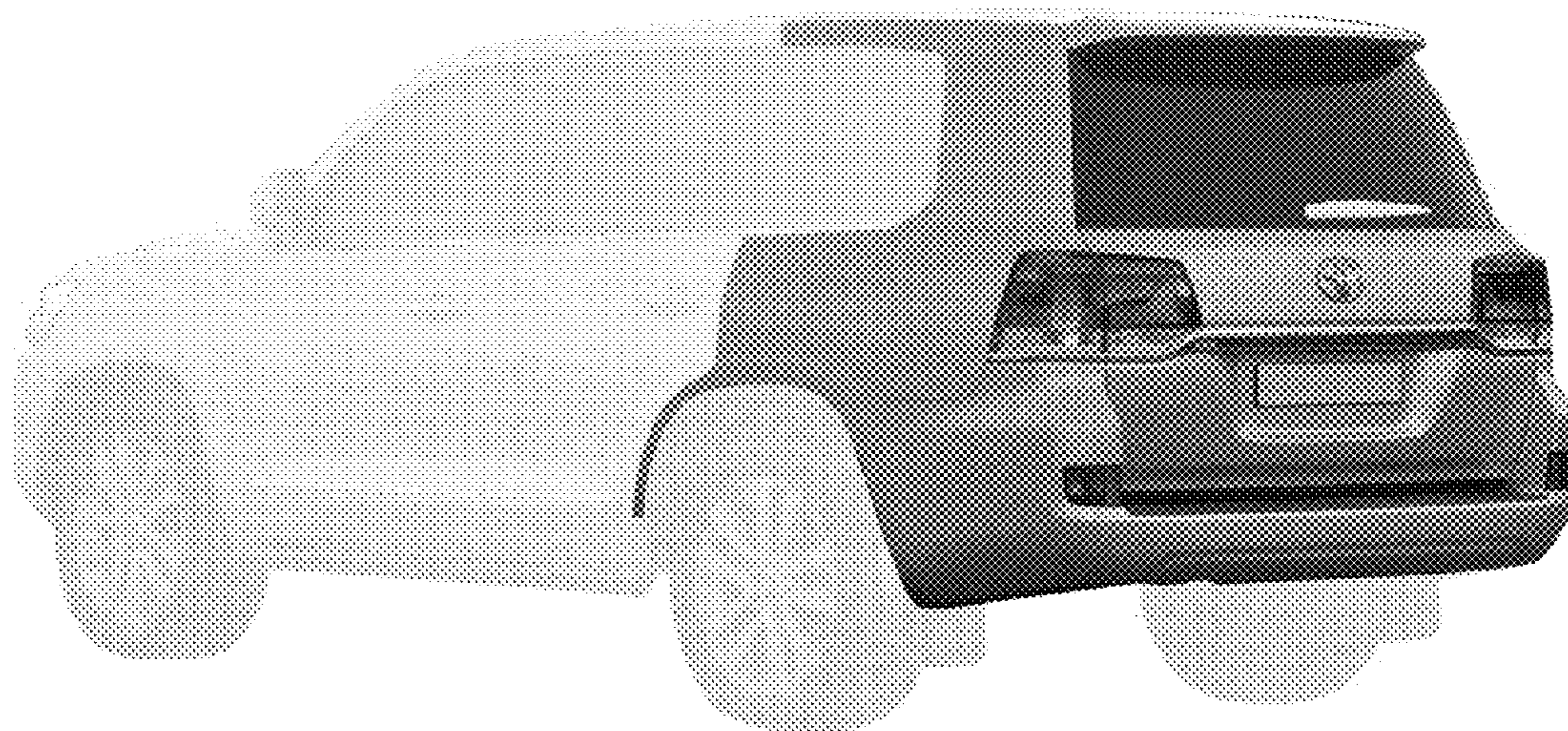
(57) **CLAIM**

The ornamental design for a motor vehicle, as shown and described.

DESCRIPTION

FIG. 1 is a front right side perspective view of a motor vehicle showing my new design;
FIG. 2 is a front left side perspective view thereof;
FIG. 3 is a rear right side perspective view thereof;
FIG. 4 is a rear left side perspective view thereof;
FIG. 5 is a front view thereof;
FIG. 6 is a rear view thereof;
FIG. 7 is a right side view thereof;
FIG. 8 is a left side view thereof; and,
FIG. 9 is a top view thereof.
The claimed design is indicated by the relatively dark portions in the figures. The relatively light portions form no part of the claimed design.

1 Claim, 5 Drawing Sheets






Fig. 1

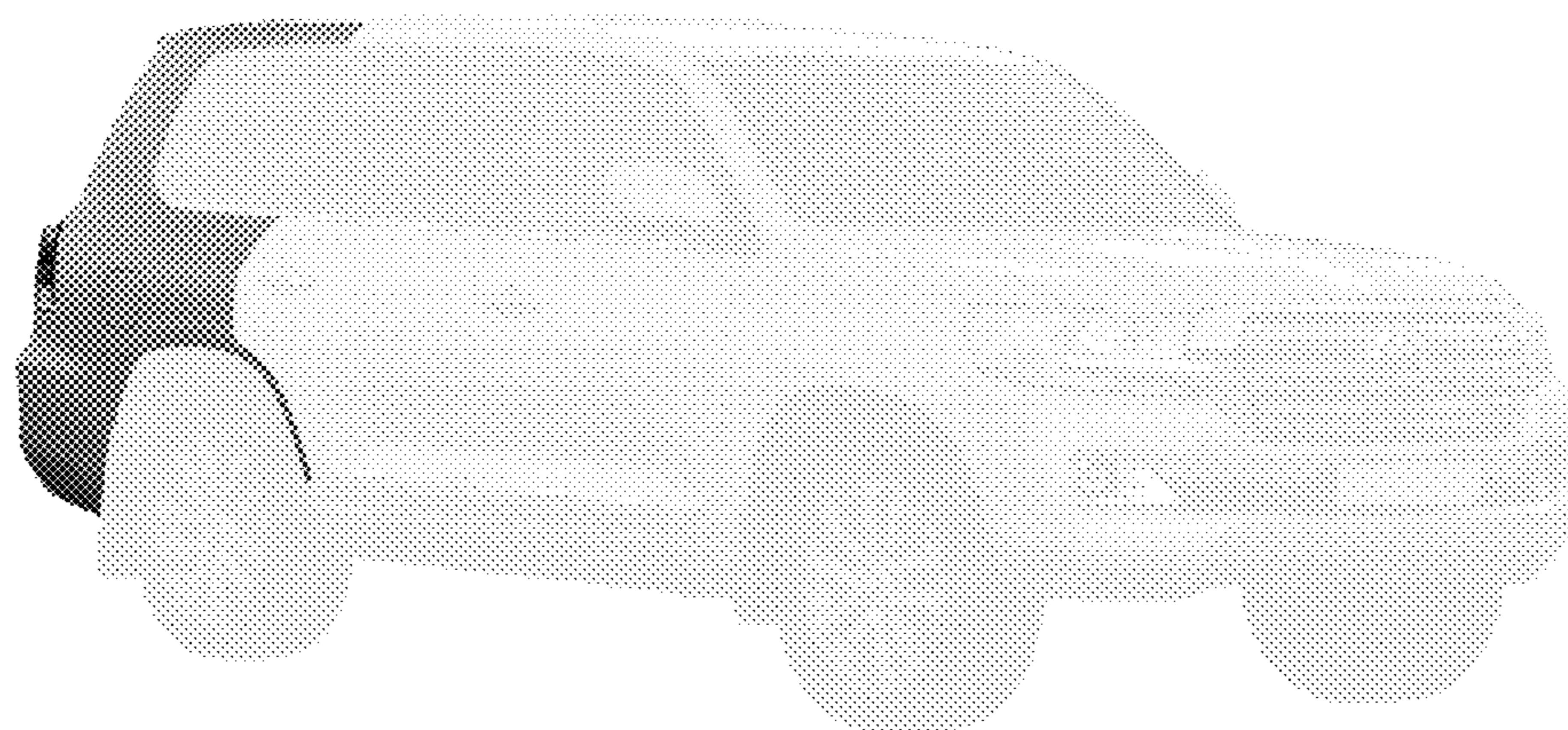


Fig. 2

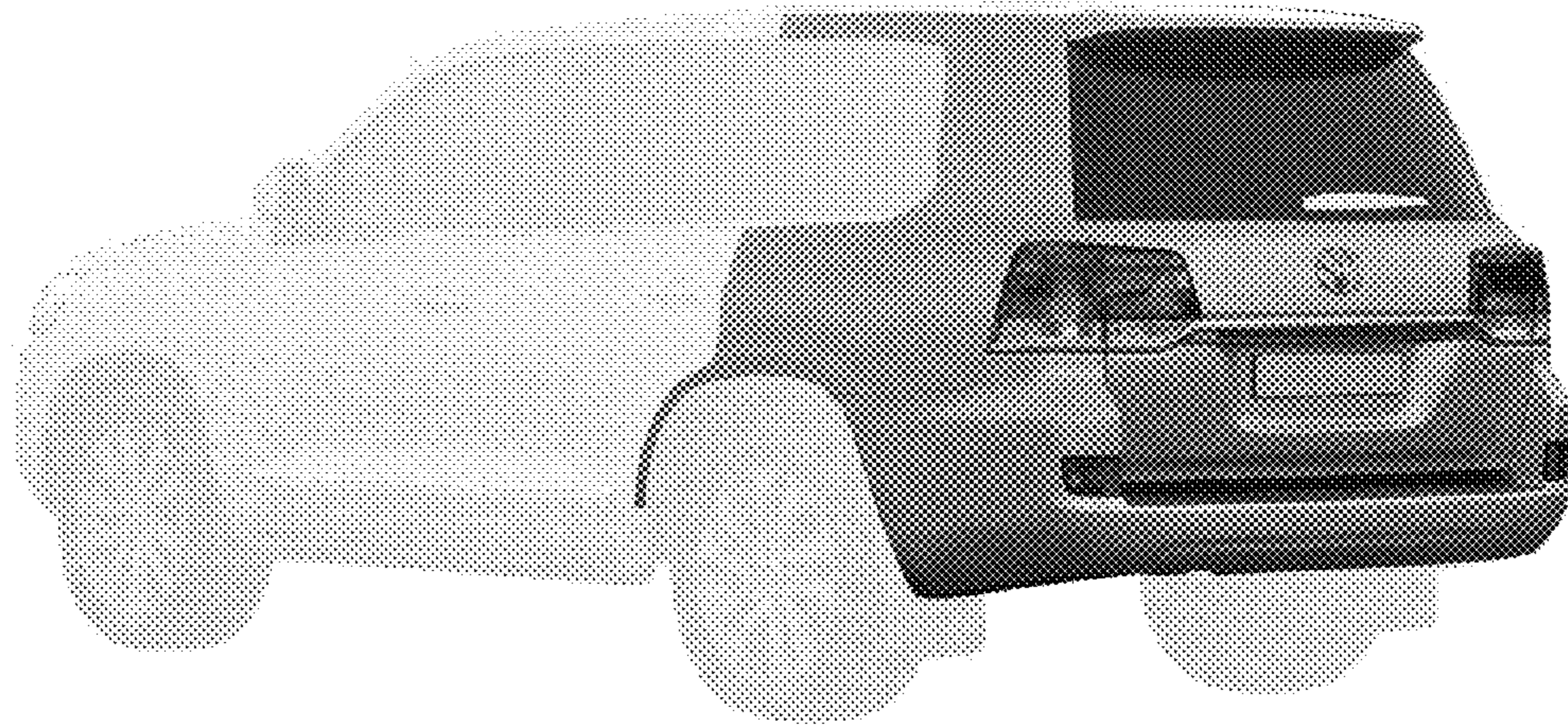


Fig. 3




Fig. 4




Fig. 5



Fig. 6




Fig. 7

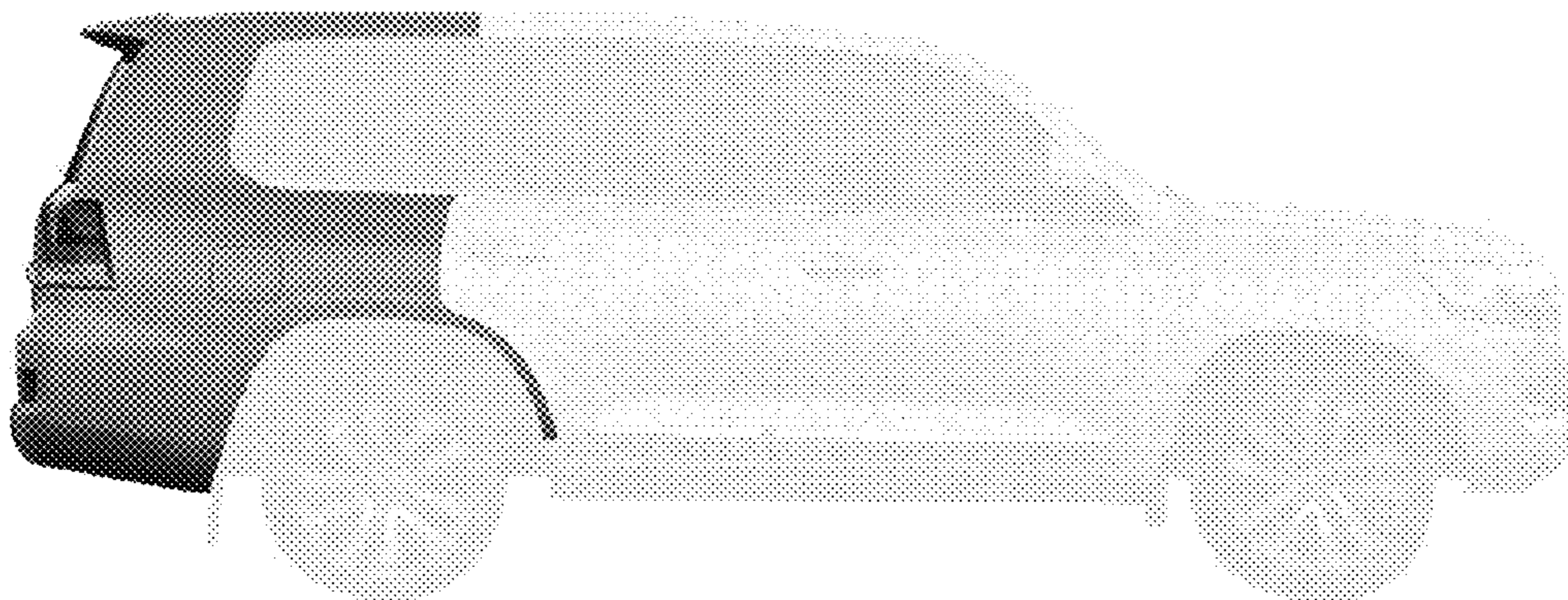


Fig. 8

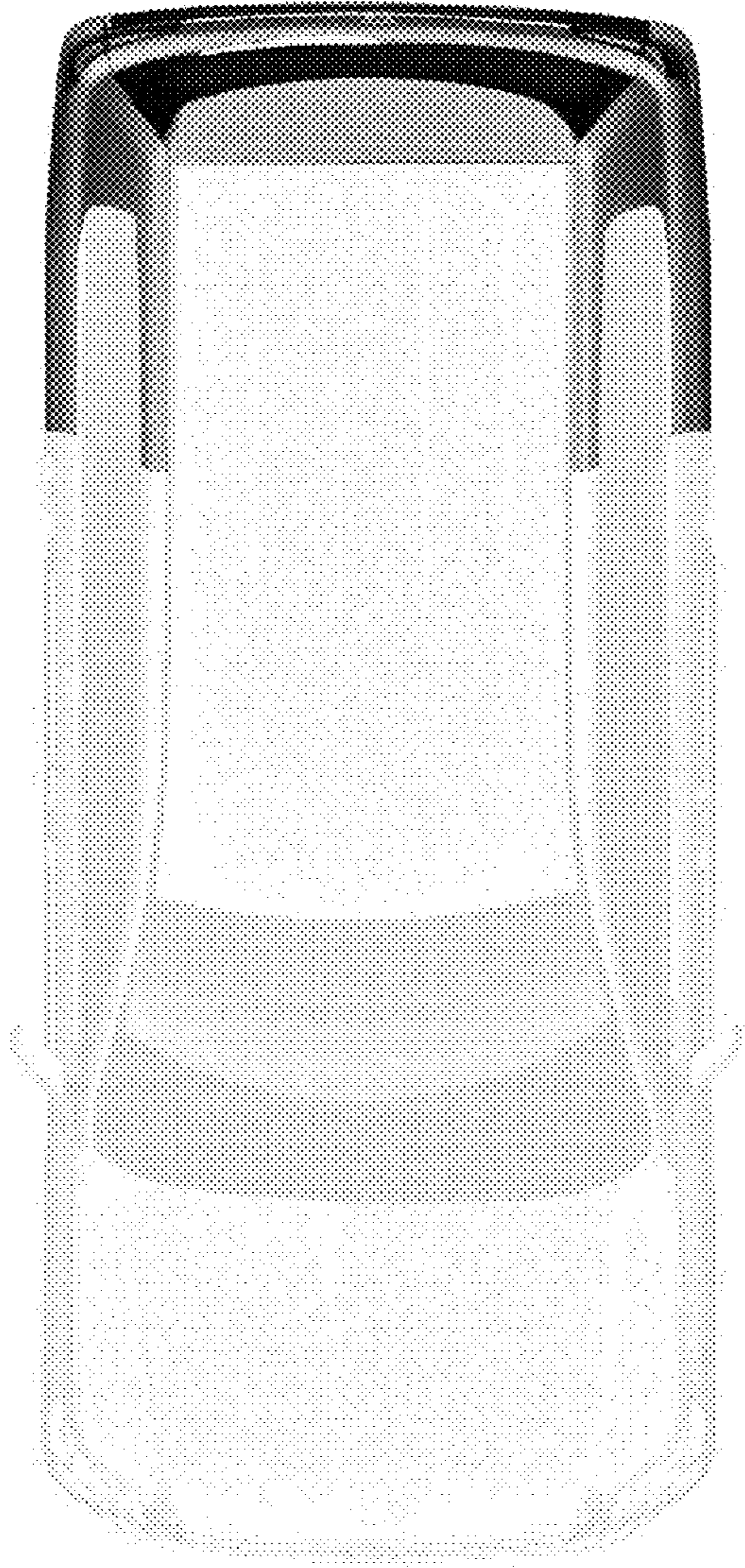


Fig. 9