

US00D763135S

(12) **United States Design Patent**  
**Basté**

(10) **Patent No.:** **US D763,135 S**  
(45) **Date of Patent:** **\*\* Aug. 9, 2016**

(54) **MOTOR VEHICLE, TOY AND REPLICAS THEREOF**

(71) Applicant: **AUDI AG**, Ingolstadt (DE)

(72) Inventor: **Jim Basté**, Munich (DE)

(73) Assignee: **AUDI AG**, Ingolstadt (DE)

(\*\*) Term: **15 Years**

(21) Appl. No.: **29/529,524**

(22) Filed: **Jun. 8, 2015**

(30) **Foreign Application Priority Data**

Dec. 11, 2014 (EM) ..... 002 595 033-0001

(51) **LOC (10) Cl.** ..... **12-08**

(52) **U.S. Cl.**  
USPC ..... **D12/91**

(58) **Field of Classification Search**

USPC ..... D12/86, 90-92, 88; D21/421, 433, 434;  
296/181.1, 181.5

CPC ..... B62D 35/00; B62D 25/00; B62D 25/06;  
B62D 33/00

See application file for complete search history.

(56) **References Cited**

**U.S. PATENT DOCUMENTS**

D540,215 S \* 4/2007 Date ..... D12/91  
D559,737 S \* 1/2008 Bischoff ..... D12/91

D579,823 S \* 11/2008 Choi ..... D12/91  
D687,739 S \* 8/2013 Roura ..... D12/91  
D688,978 S \* 9/2013 Badstuebner ..... D12/91  
D706,173 S \* 6/2014 Seller Sirvent ..... D12/92  
D710,256 S \* 8/2014 Garand ..... D12/91  
D711,779 S \* 8/2014 Badstuebner ..... D12/91  
D711,780 S \* 8/2014 Badstuebner ..... D12/91  
D711,781 S \* 8/2014 Badstuebner ..... D12/91  
D711,783 S \* 8/2014 Badstuebner ..... D12/91  
D715,190 S \* 10/2014 Garand ..... D12/91  
D715,691 S \* 10/2014 Badstuebner ..... D12/91  
D719,064 S \* 12/2014 Bischoff ..... D12/91  
D735,078 S \* 7/2015 Tamiya ..... D12/91

\* cited by examiner

*Primary Examiner* — Melody N Brown

(74) *Attorney, Agent, or Firm* — Lucas & Mercanti, LLP;  
Klaus P. Stoffel

(57) **CLAIM**

The ornamental design for a motor vehicle, toy and replicas thereof, as shown and described.

**DESCRIPTION**

FIG. 1 is a front, right side perspective view of the motor vehicle, toy and replicas thereof of the present invention; FIG. 2 is a rear, left side perspective view thereof; FIG. 3 is a front view thereof; FIG. 4 is a rear view thereof; FIG. 5 is a left side view thereof; FIG. 6 is a right side view thereof; and, FIG. 7 is a top view thereof.

**1 Claim, 4 Drawing Sheets**






**Fig. 1**



**Fig. 2**



**Fig. 3**



**Fig. 4**




Fig. 5




Fig. 6

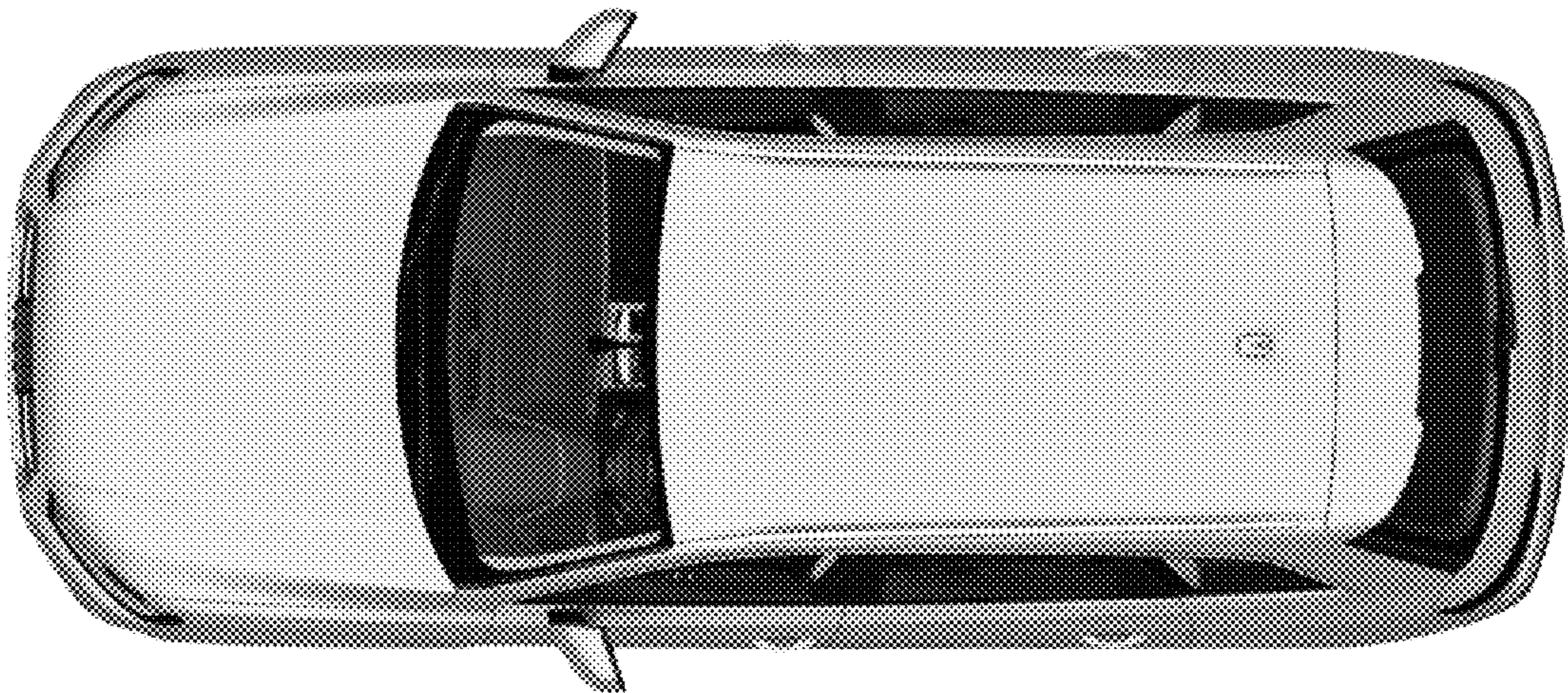


Fig. 7