



US00D763129S

(12) **United States Design Patent**
Reece

(10) **Patent No.:** **US D763,129 S**
(45) **Date of Patent:** **** Aug. 9, 2016**

(54) **ORNAMENT**
(71) Applicant: **Phillip A Reece**, Niceville, FL (US)
(72) Inventor: **Phillip A Reece**, Niceville, FL (US)
(**) Term: **15 Years**
(21) Appl. No.: **29/528,498**
(22) Filed: **May 29, 2015**
(51) **LOC (10) Cl.** **11-05**
(52) **U.S. Cl.**
USPC **D11/124**
(58) **Field of Classification Search**
USPC D11/117, 121, 124, 125, 130, 131, 132,
D11/133, 157, 164; D99/25, 27
CPC A47G 33/00; A47G 33/008; A47G 33/08;
A47G 33/0827; A47G 33/02; A47G 25/00;
A47G 25/005; A47G 25/007; A47G 25/008;
A47G 1/00; A47G 3/00; A47G 3/001; A47G
3/002; A47G 3/004; A47G 7/00
See application file for complete search history.

2,784,529 A * 3/1957 Prestigiacommo ... A47G 33/0881
239/55
D234,776 S * 4/1975 Moskowitz D11/108
D234,777 S * 4/1975 Moskowitz D11/108
D246,607 S * 12/1977 Radisich D11/81
D258,544 S * 3/1981 Benedetto D11/96
D262,783 S * 1/1982 Burnbaum D11/124
D299,579 S * 1/1989 Jones D11/70
D381,287 S * 7/1997 Fussell D11/119
D382,508 S * 8/1997 McDaniel D11/121
D393,345 S * 4/1998 Clegg D11/70
D405,716 S * 2/1999 Doughty D11/121
D405,717 S * 2/1999 Doughty D11/121
D437,800 S * 2/2001 Phillips D11/121
D455,672 S * 4/2002 Knezevich D11/96
D495,117 S * 8/2004 Dustin D11/121
D517,445 S * 3/2006 Benarrouch D11/96
D618,133 S * 6/2010 Michaels D11/157
D622,176 S * 8/2010 Ramjohn D11/121
D633,819 S * 3/2011 Johnson, Jr. D11/108
D751,455 S * 3/2016 Bogetti D11/96

* cited by examiner

Primary Examiner — Elizabeth J Oswecki
(74) *Attorney, Agent, or Firm* — Peter Loffler

(56) **References Cited**
U.S. PATENT DOCUMENTS

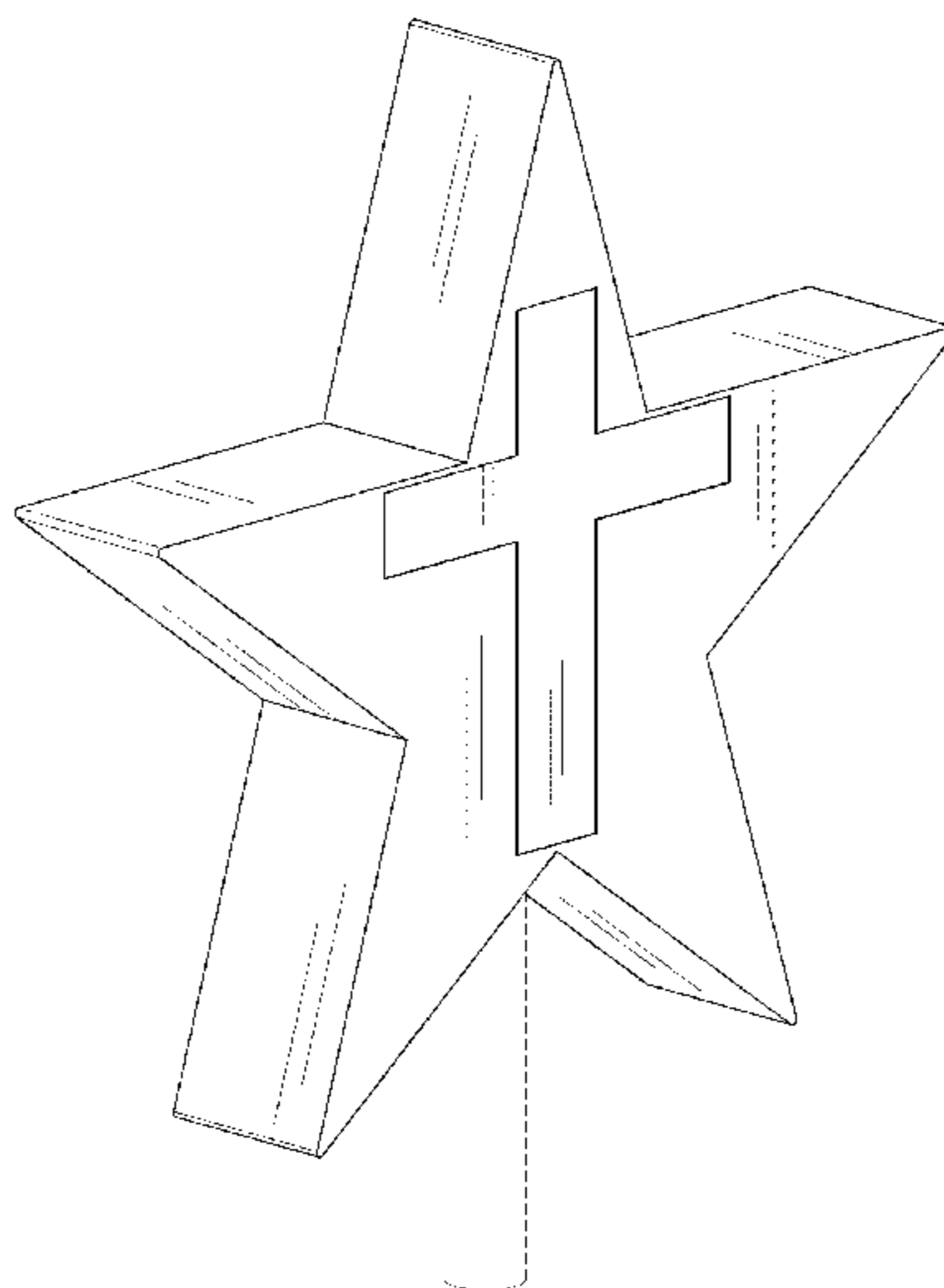
1,410,336 A * 3/1922 Ludwig G09F 13/00
362/807
D67,032 S * 4/1925 Hartline D11/96
1,589,018 A * 6/1926 Ludwig A47G 33/08
362/121
2,132,297 A * 10/1938 Horowitz G09F 13/00
340/328
2,145,737 A * 1/1939 Sadacca A47G 33/08
362/121
D115,265 S * 6/1939 Hartline D11/96
D151,755 S * 11/1948 Itton D11/124
D153,642 S * 5/1949 Itton D11/124
D161,023 S * 11/1950 Glunz et al. D11/124
2,535,219 A * 12/1950 Margolis A47G 33/08
24/339
2,671,286 A * 3/1954 Hansen A47G 33/08
362/807

(57) **CLAIM**
The ornamental design for an ornament, as shown and described.

DESCRIPTION

FIG. 1 is a front perspective view of an ornament showing my new design;
FIG. 2 is a rear perspective view thereof;
FIG. 3 is a front elevation view thereof;
FIG. 4 is a rear elevation view thereof;
FIG. 5 is a side elevation view thereof;
FIG. 6 is a top plan view thereof; and,
FIG. 7 is a bottom plan thereof.
The broken lines in the drawings depict environmental subject matter only and form no part of the claimed design.

1 Claim, 7 Drawing Sheets



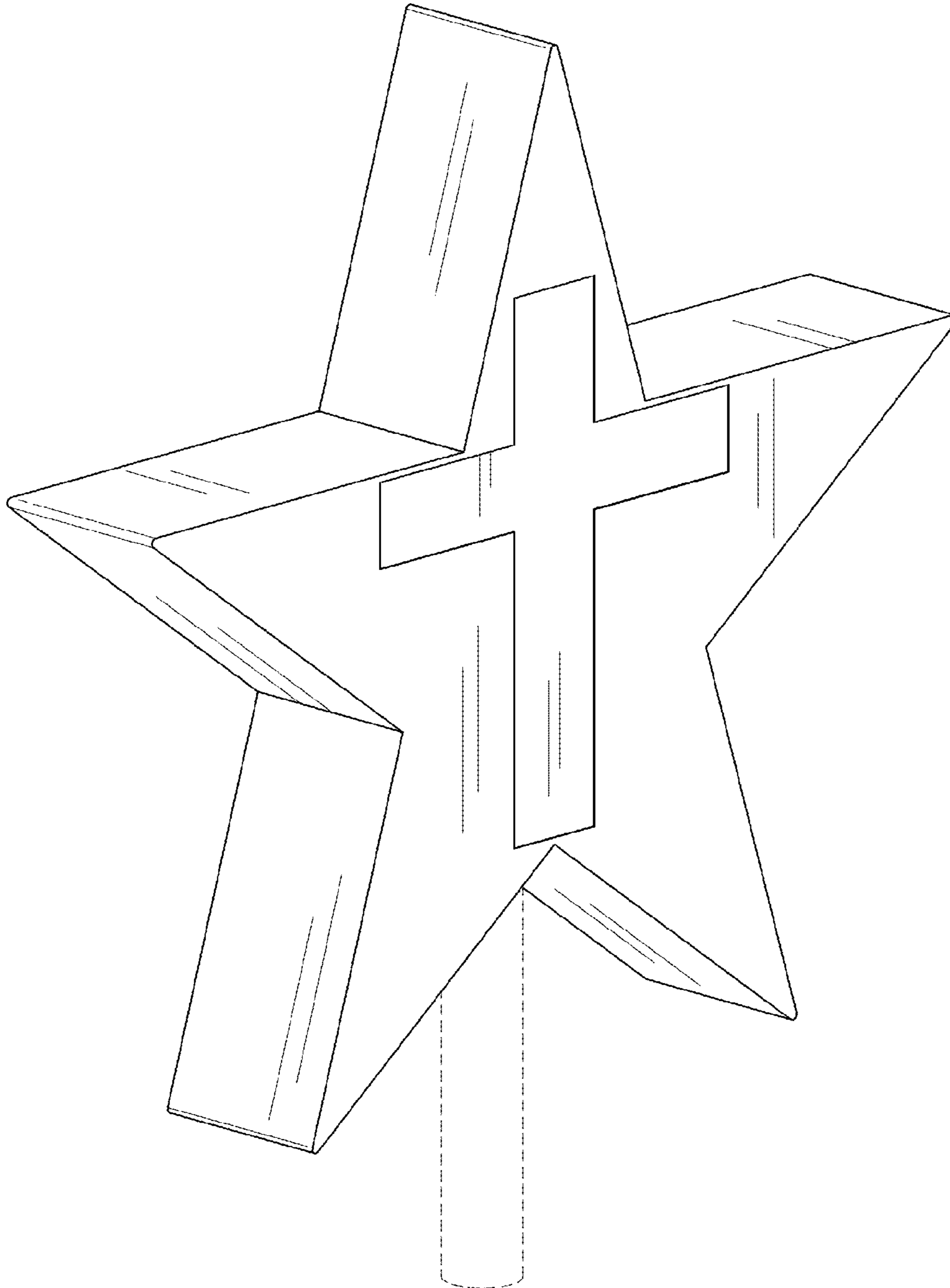


FIG. 1




FIG. 2

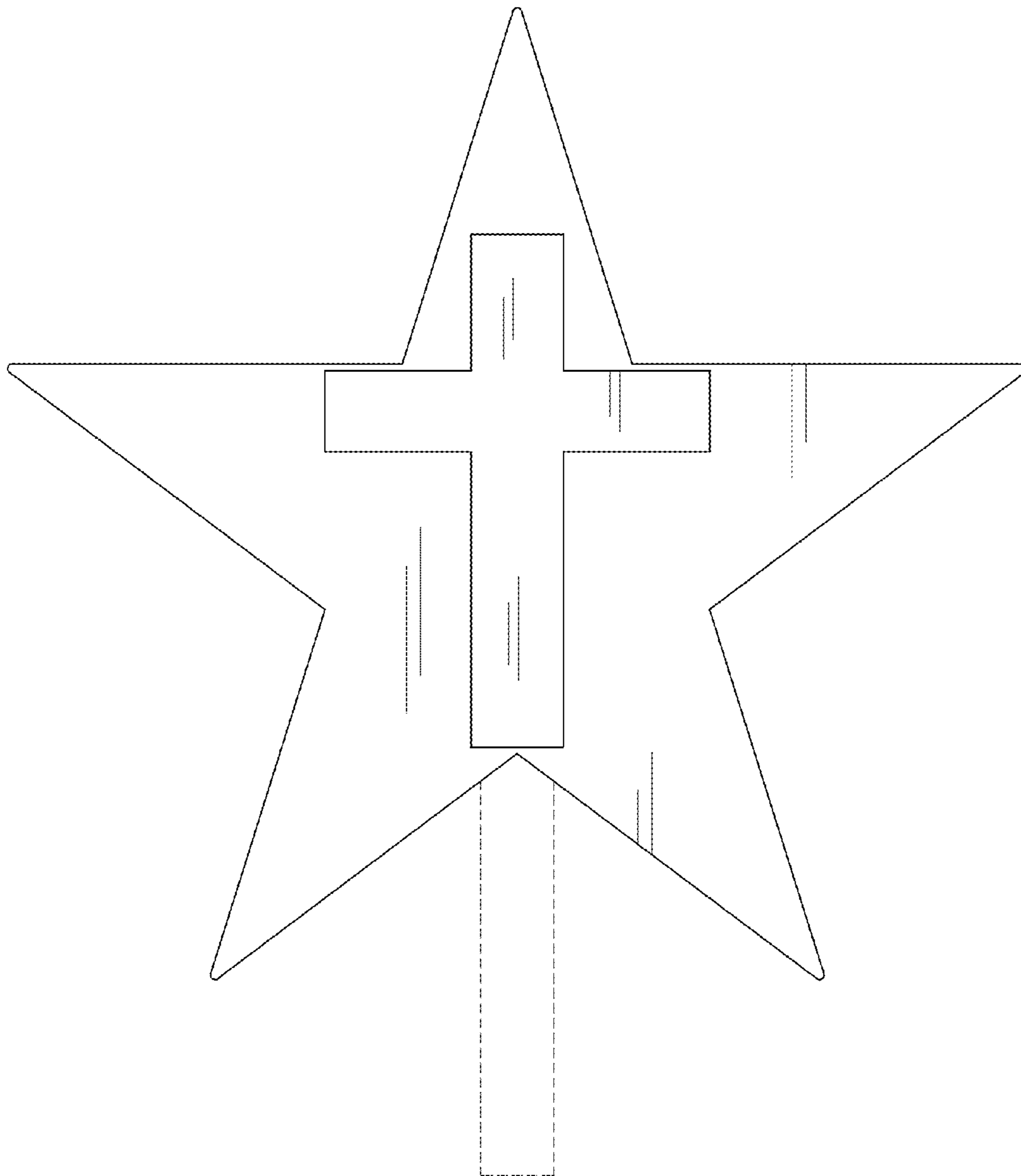


FIG. 3




FIG. 4




FIG. 5

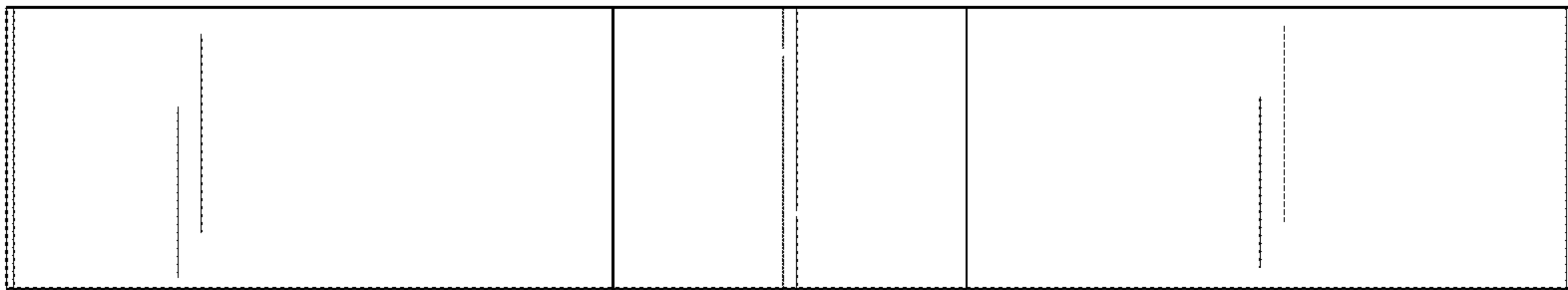


FIG. 6

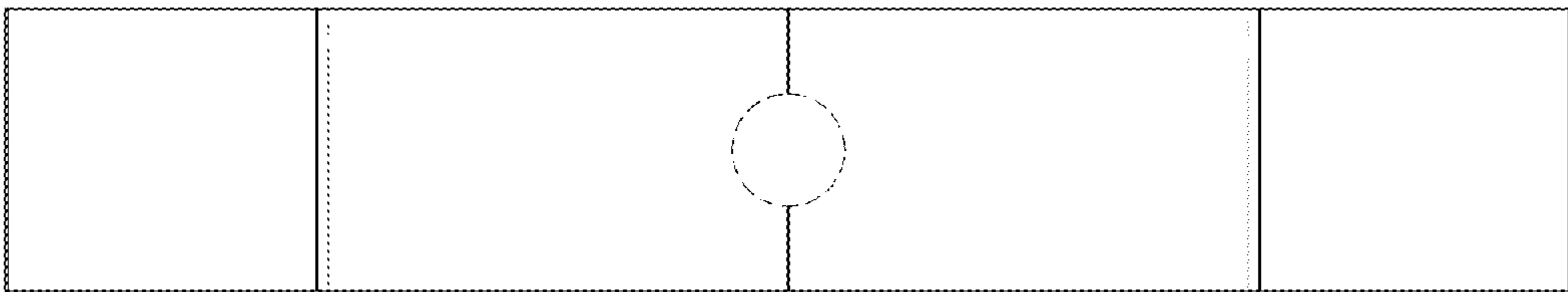


FIG. 7