



US00D763093S

(12) **United States Design Patent**
McGreevy

(10) **Patent No.:** **US D763,093 S**
(45) **Date of Patent:** **** Aug. 9, 2016**

(54) **BOTTLE**

(71) Applicant: **Method Products, PBC**, San Francisco, CA (US)

(72) Inventor: **Sean McGreevy**, Emeryville, CA (US)

(73) Assignee: **Method Products, PBC**, San Francisco, CA (US)

(**) Term: **14 Years**

(21) Appl. No.: **29/502,657**

(22) Filed: **Sep. 18, 2014**

(51) **LOC (10) Cl.** **09-01**

(52) **U.S. Cl.**
USPC **D9/560**

(58) **Field of Classification Search**
USPC D9/682-694, 500-505, 718, 719, D9/723-729, 516, 517, 520, 521, 523, 526, D9/529, 537-546, 549-575; D28/76, 77, D28/88, 89, 91.1; D6/542
CPC B65D 83/14; B65D 83/20; B65D 83/22; B65D 83/38; B65D 83/384; B65D 83/40; B65D 1/02; B65D 1/0207; B65D 1/0223; B65D 1/40; B65D 13/02; B65D 23/00; B65D 2203/00; B65D 2501/0009; B65D 2501/0018; B65D 2501/0081; B05B 11/0037; B05B 11/3012; B05B 11/3014; B05B 11/3043; B05B 11/3045; B05B 11/3046; B05B 11/3047
See application file for complete search history.

(56) **References Cited**

U.S. PATENT DOCUMENTS

D47,114 S * 3/1915 Lehmann D9/544
D48,551 S * 2/1916 Koken D11/146
D91,829 S * 3/1934 Latchford, Jr. D9/544
D94,230 S * 1/1935 McDonald D9/546
D127,787 S * 6/1941 Carthage D9/560

D160,768 S * 11/1950 Buckingham et al. D9/529
D170,462 S * 9/1953 Hennessy D7/300
D176,506 S * 1/1956 Du Pree D7/317
D178,561 S * 8/1956 Wunderly D9/561
D206,408 S * 12/1966 Platte D9/560
D212,672 S * 11/1968 Weckman D9/542
D215,085 S * 9/1969 Du Pree D9/541
3,526,343 A * 9/1970 O'Donnell B05B 11/0027
222/182
D228,174 S * 8/1973 Kretz D9/560
D270,235 S * 8/1983 Ewry D9/448

(Continued)

FOREIGN PATENT DOCUMENTS

EM 000202197-0002 * 10/2004
EM 000290614-0001 1/2005

(Continued)

Primary Examiner — Catherine Tuttle

(74) *Attorney, Agent, or Firm* — Sterne, Kessler, Goldstein & Fox P.L.L.C.

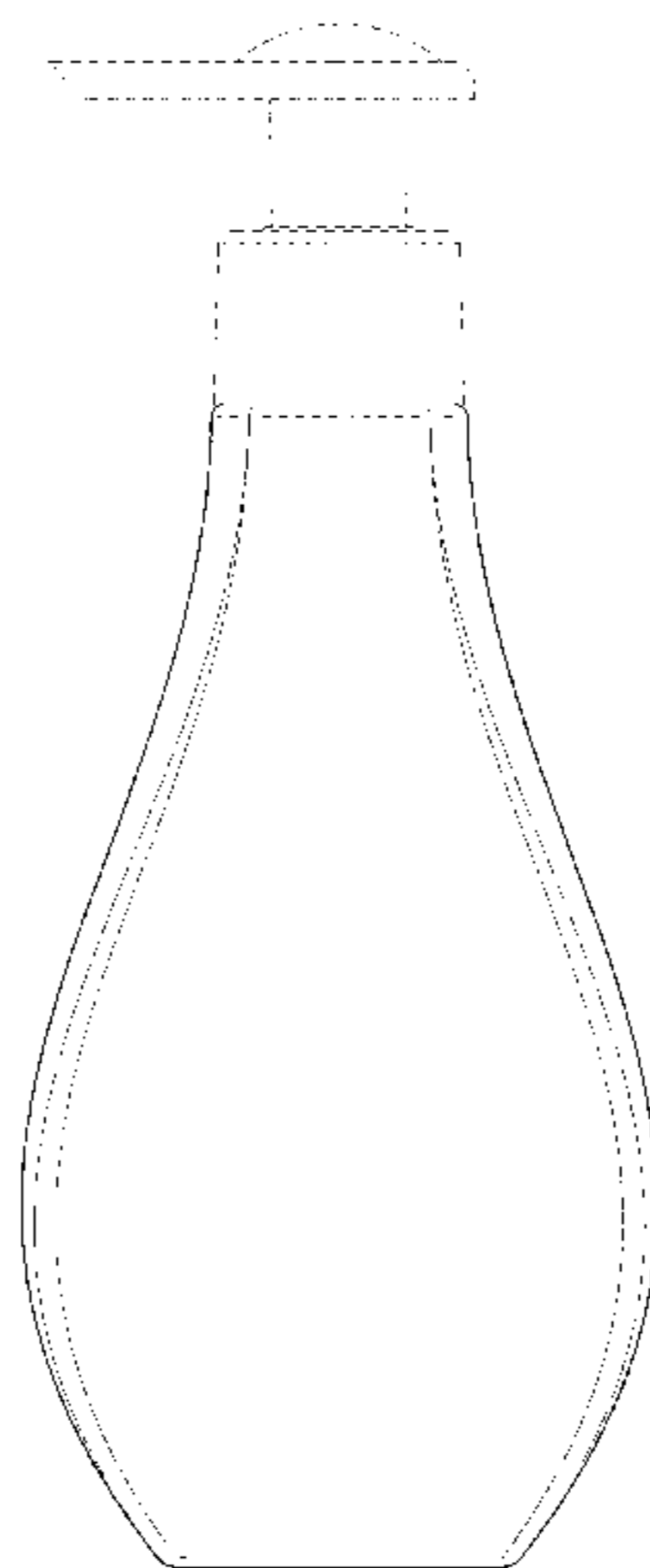
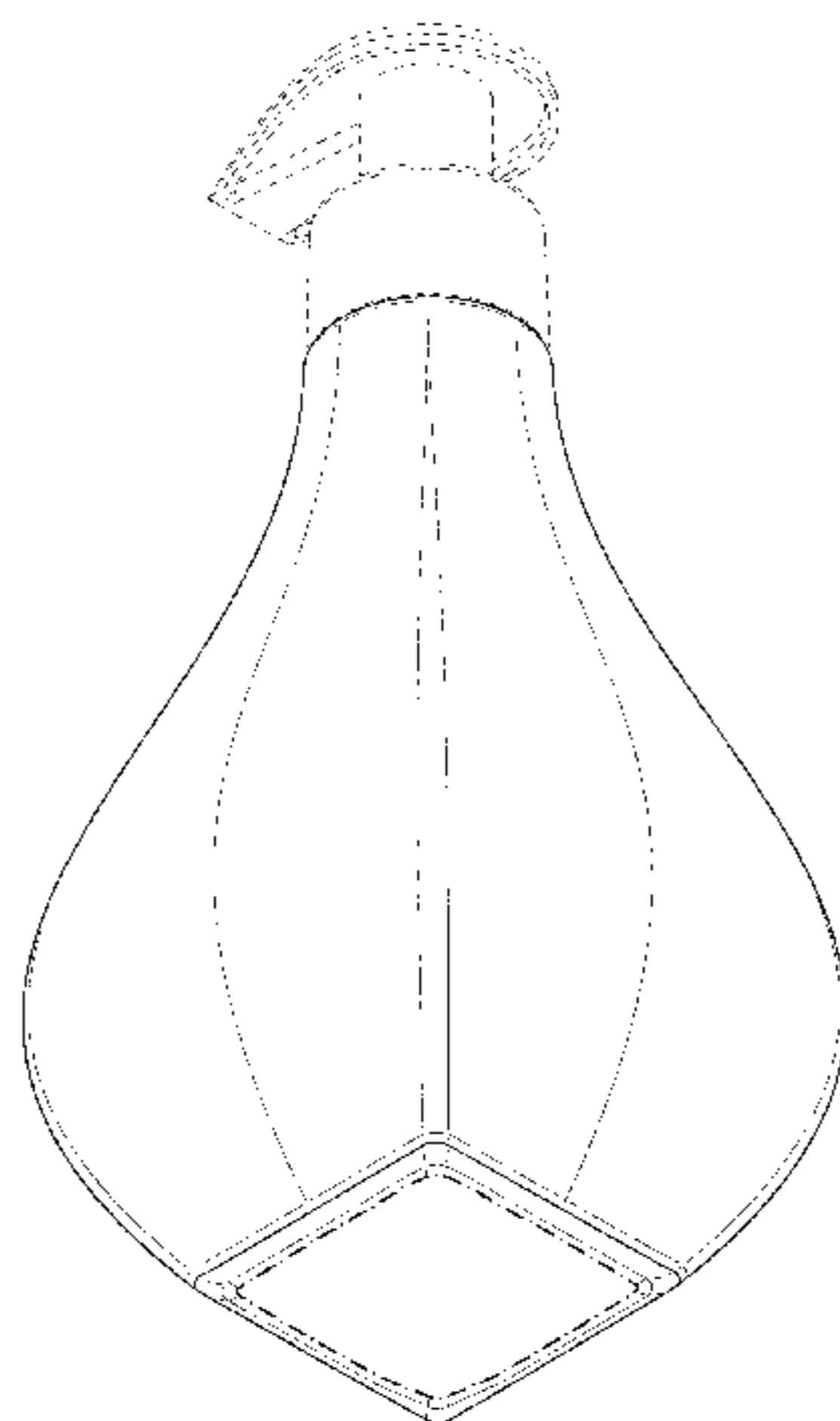
(57) **CLAIM**

The ornamental design for a bottle, as shown and described.

DESCRIPTION

FIG. 1 is a top front perspective view of a bottle showing my new design;
FIG. 2 is a bottom rear perspective view thereof;
FIG. 3 is a front view thereof;
FIG. 4 is a rear view thereof;
FIG. 5 is a right side view thereof, the left side being a mirror image thereof;
FIG. 6 is a top view thereof; and,
FIG. 7 is a bottom view thereof.
The dashed broken lines in the Figures show portions of the bottle that form no part of the claimed design.
The surface lines in the Figures show contour and not surface ornamentation.
The dot-dash broken lines in FIG. 2 and the area within show portions of the bottle that form no part of the claimed design.

1 Claim, 7 Drawing Sheets



(56)

References Cited

U.S. PATENT DOCUMENTS

D412,276 S * 7/1999 Arslanian D9/546
D529,805 S * 10/2006 Cadena D9/500
D537,362 S * 2/2007 Ivankovic D9/691
D557,606 S 12/2007 Rashid
D567,664 S * 4/2008 Rica D9/544
D595,587 S * 7/2009 Hadden D9/542
D619,008 S 7/2010 Handy et al.

D649,062 S 11/2011 Handy
D679,599 S * 4/2013 Becker D9/500
D702,130 S 4/2014 Handy

FOREIGN PATENT DOCUMENTS

EM 001108864-0002 * 3/2009
EM 001881921-0001 * 6/2011
EM 002272617-0004 * 8/2013

* cited by examiner

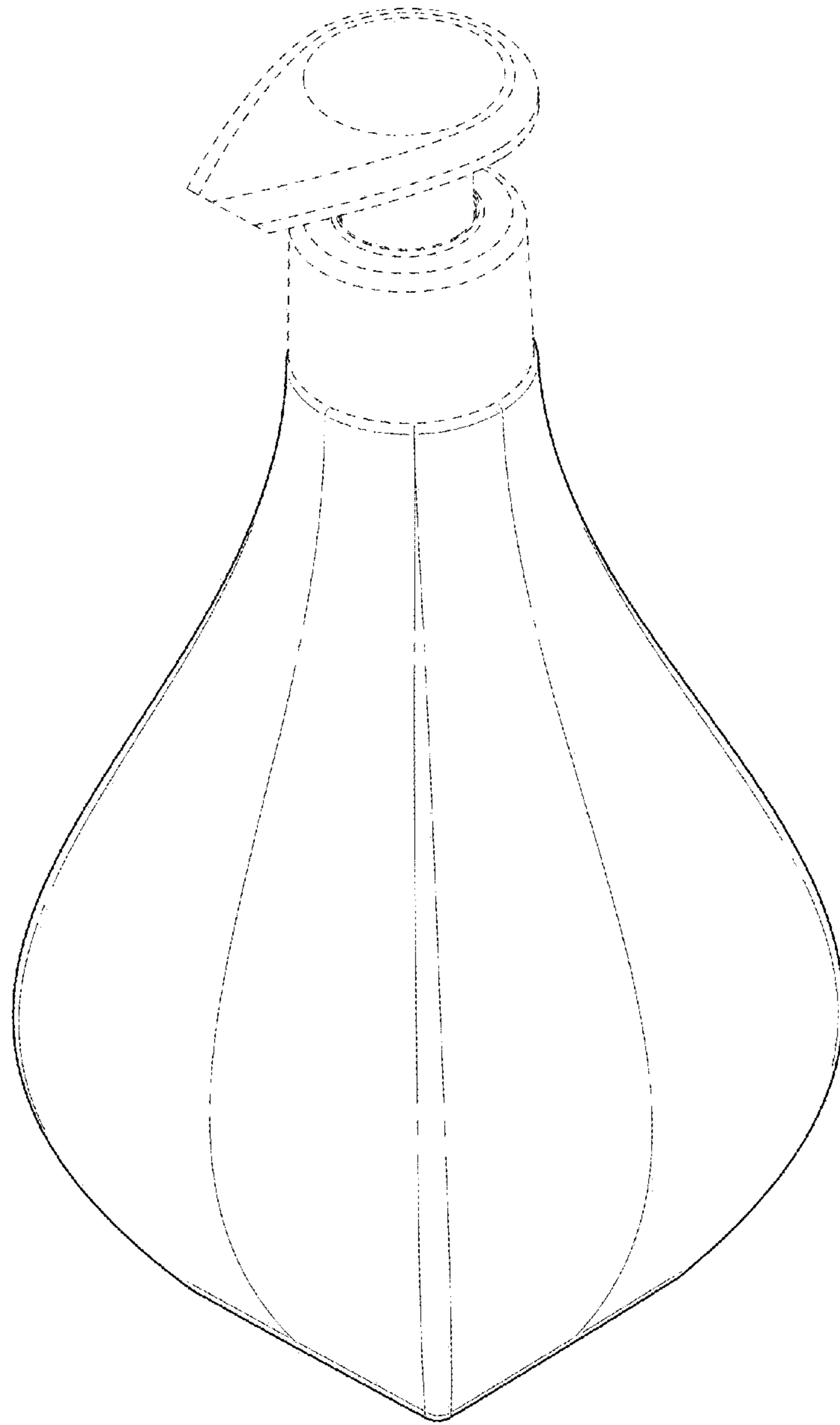


FIG. 1

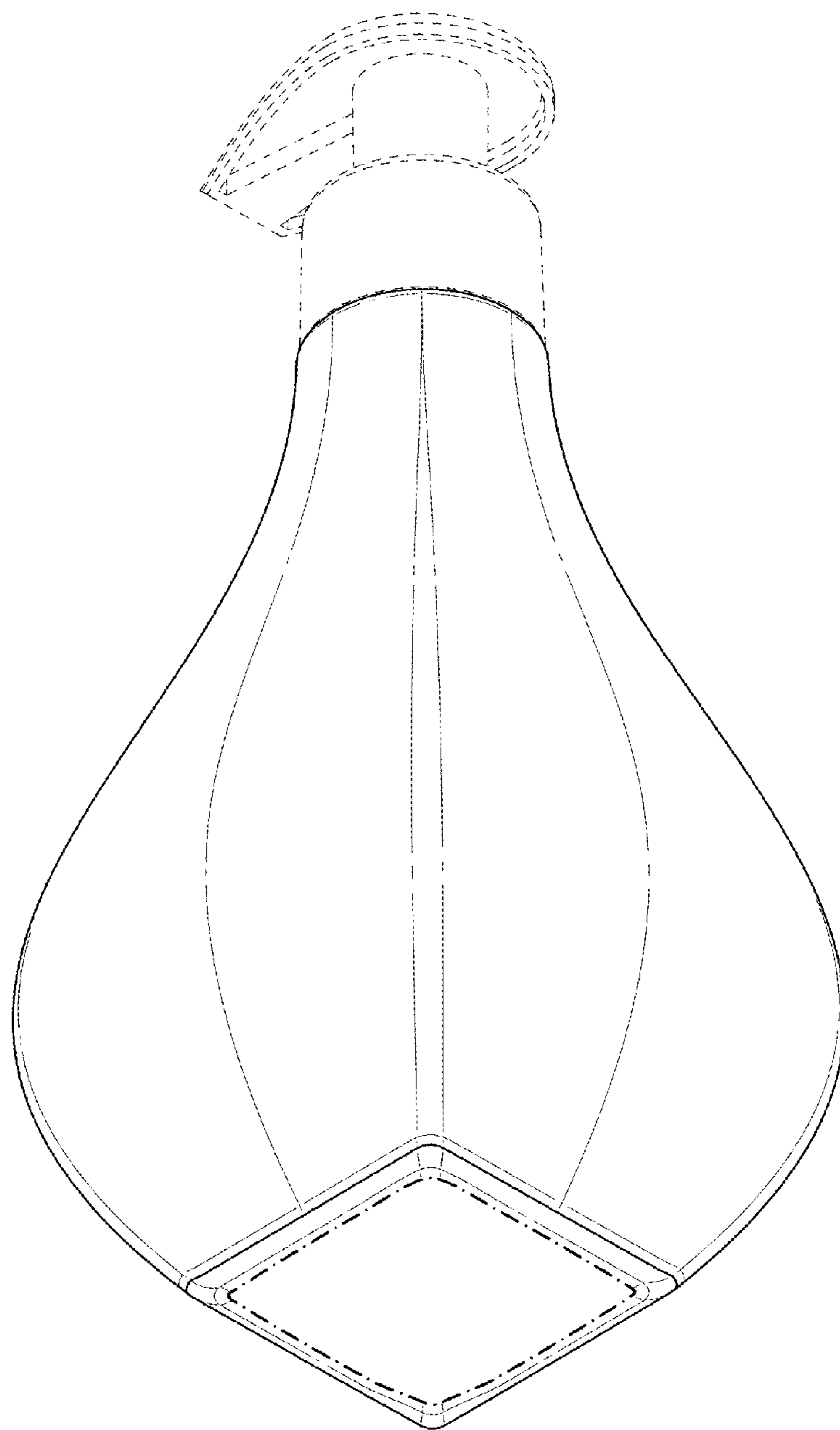


FIG. 2

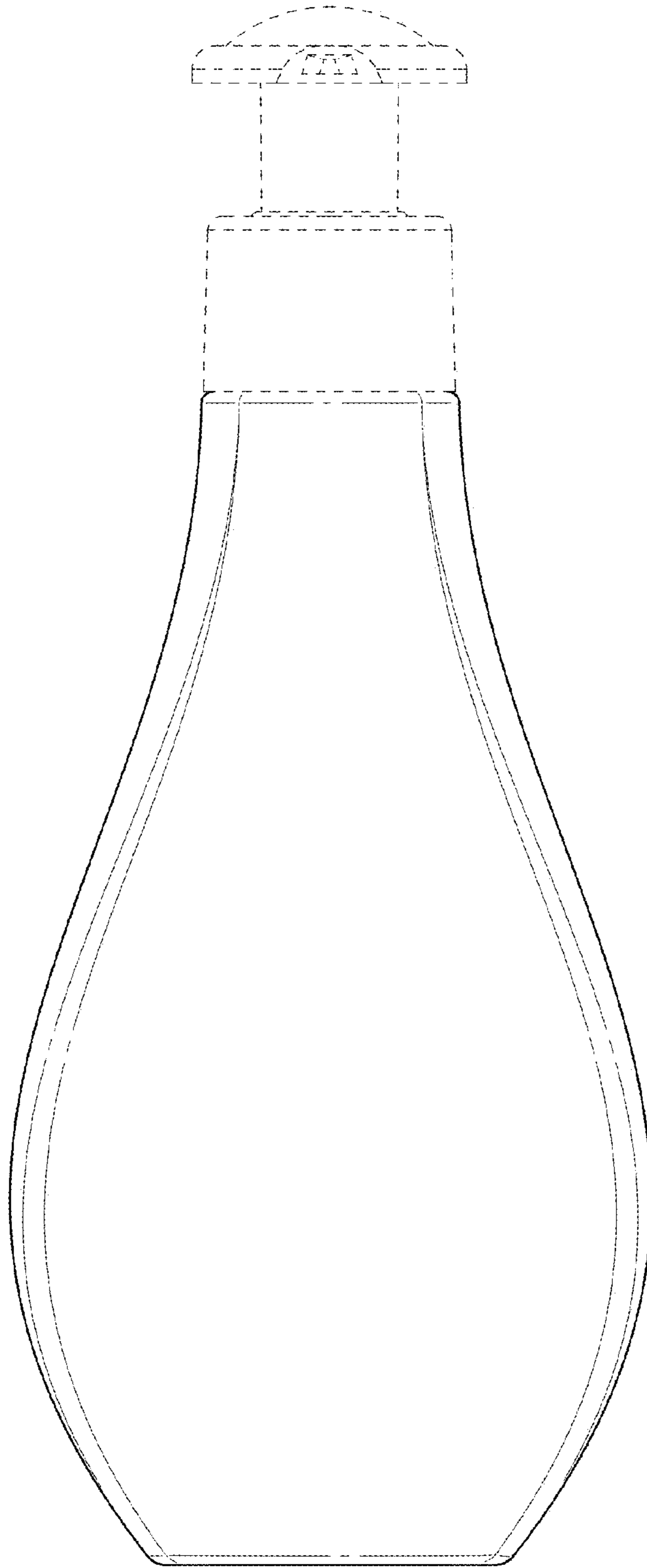


FIG. 3

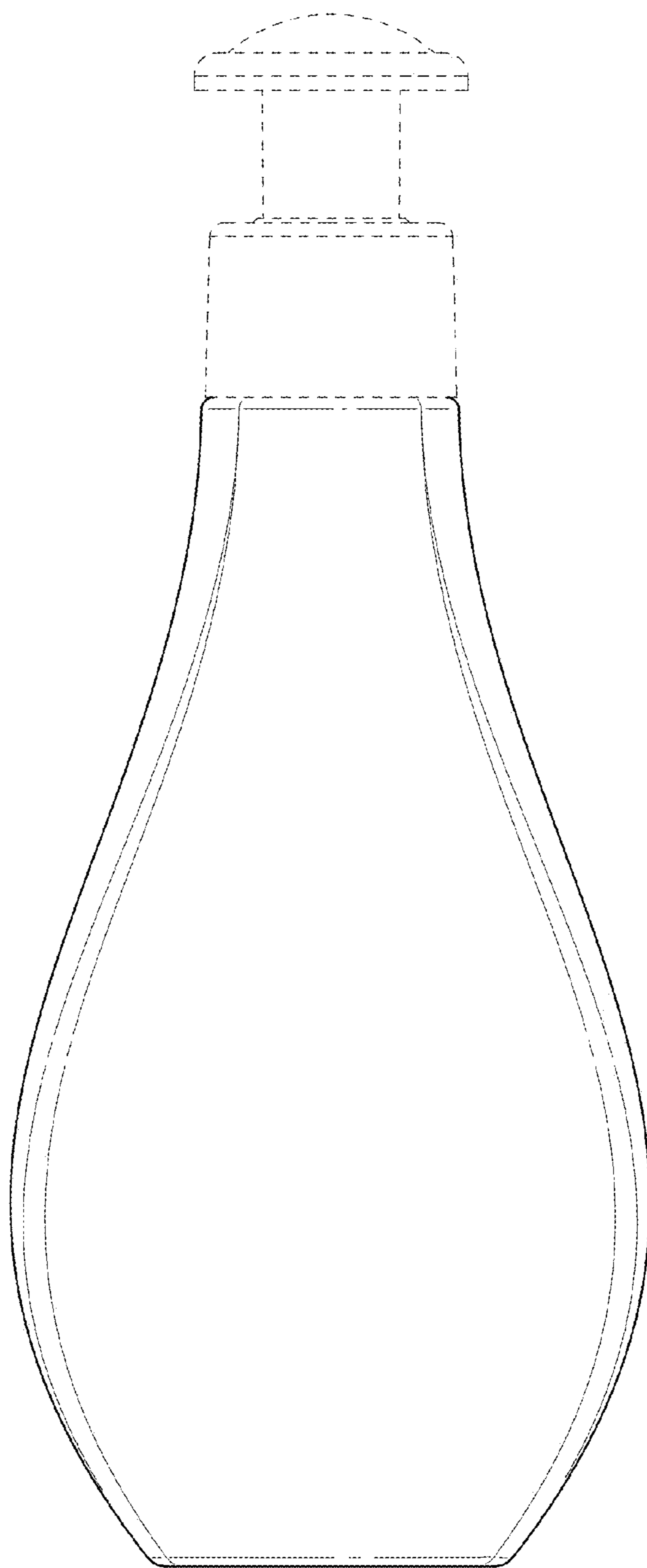


FIG. 4

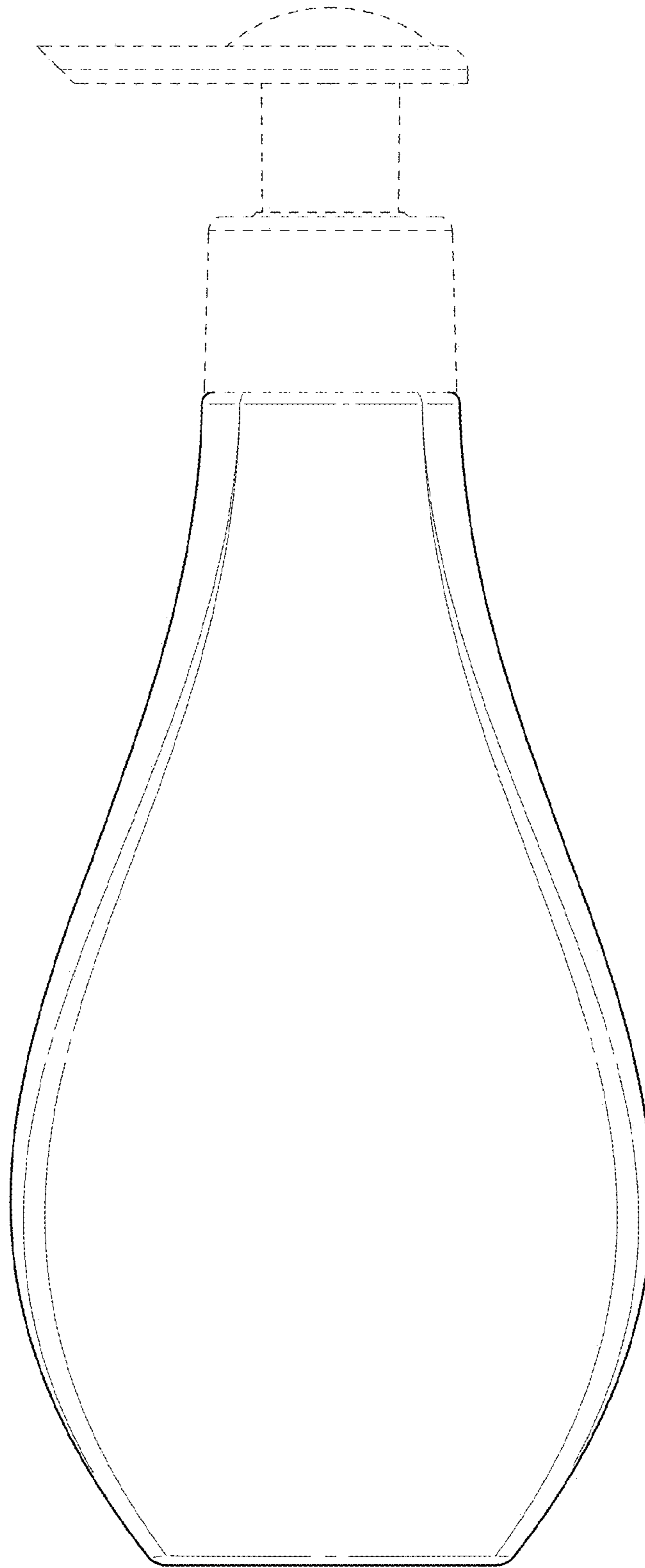


FIG. 5

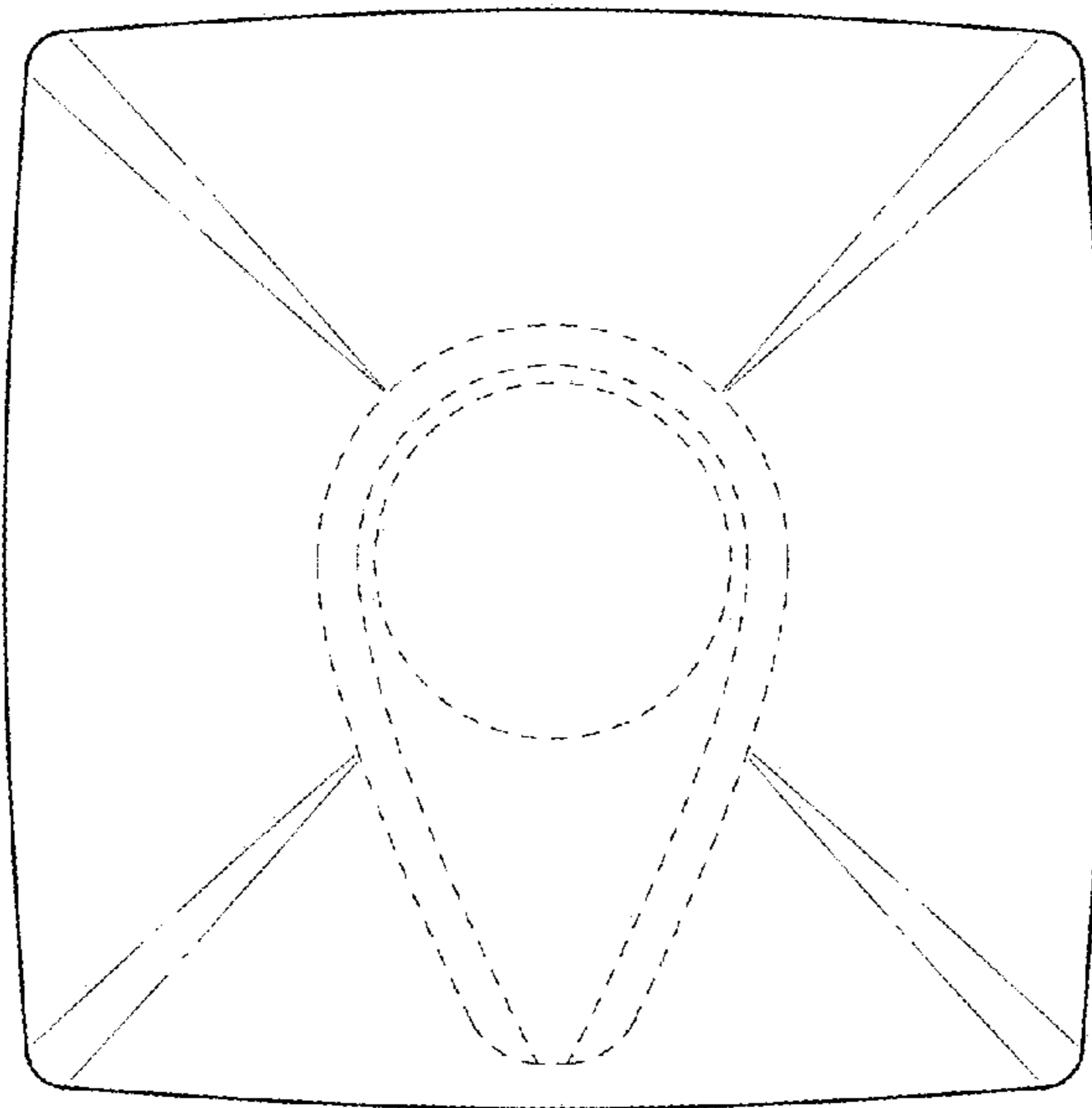


FIG. 6

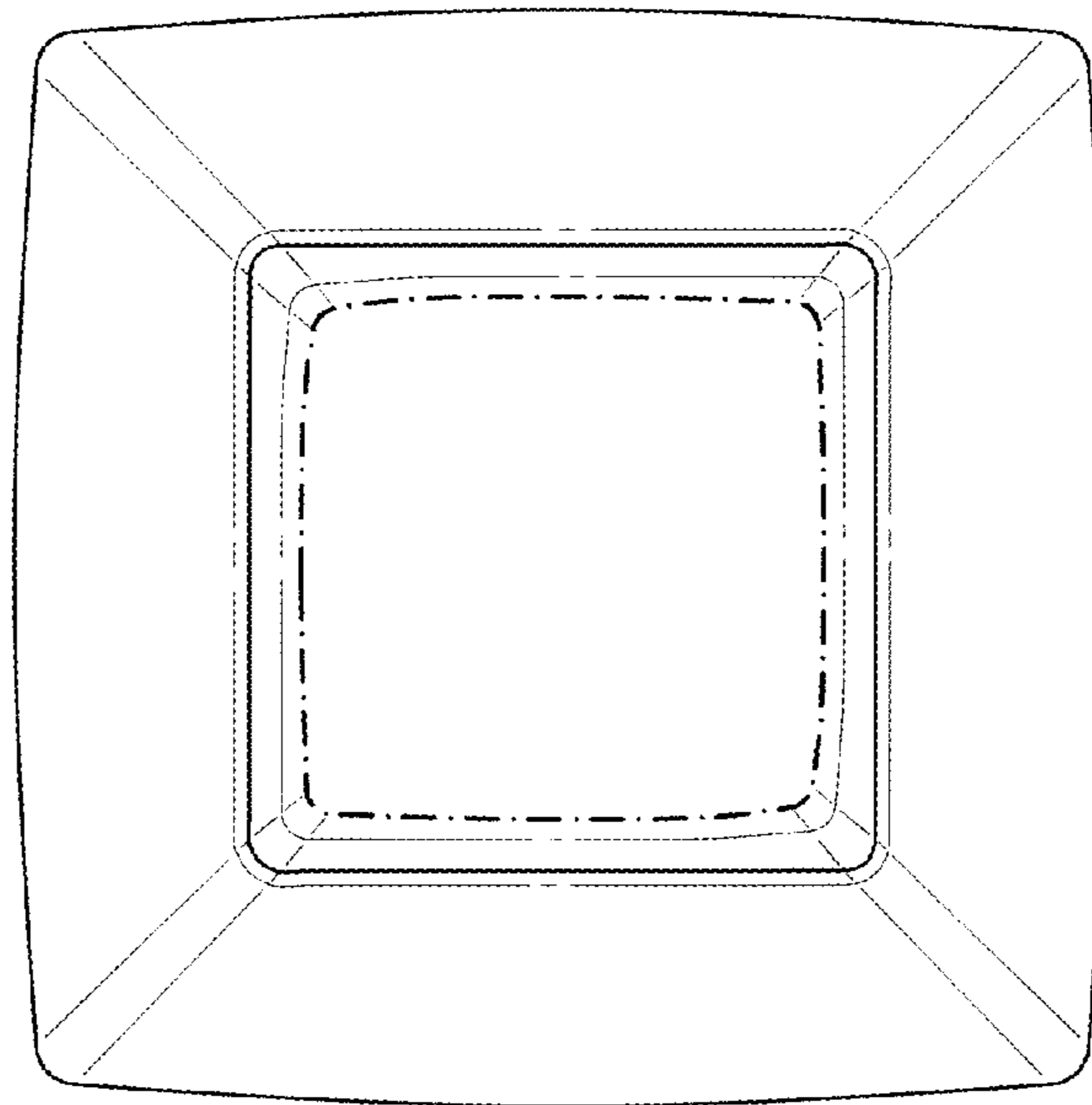


FIG. 7