



US00D763085S

(12) **United States Design Patent**
Fleischhacker

(10) **Patent No.:** **US D763,085 S**

(45) **Date of Patent:** **** Aug. 9, 2016**

(54) **PLASTIC CONTAINER**

(71) Applicant: **Plastipak Packaging, Inc.**, Plymouth, MI (US)

(72) Inventor: **Kyle Fleischhacker**, Detroit, MI (US)

(73) Assignee: **Plastipak Packaging, Inc.**, Plymouth, MI (US)

(**) Term: **14 Years**

(21) Appl. No.: **29/489,217**

(22) Filed: **Apr. 28, 2014**

(51) **LOC (10) Cl.** **09-01**

(52) **U.S. Cl.**
USPC **D9/500**

(58) **Field of Classification Search**
USPC D9/500, 502-505, 516, 520, 530,
D9/537-545, 548-549, 558, 715, 719
CPC B65D 1/00; B65D 1/02; B65D 1/0223;
B65D 1/0284; B65D 23/00; B65D 23/001;
B65D 83/00; B65D 91/00; B65D 91/02;
B65D 2501/00; B65D 2501/0009; B65D
2501/0081

See application file for complete search history.

(56) **References Cited**

U.S. PATENT DOCUMENTS

D193,032 S *	6/1962	Waser	D9/500
D193,033 S *	6/1962	Waser	D9/538
D217,229 S *	4/1970	Onthanks	D9/632
D248,834 S *	8/1978	Morgan	D9/552
D295,260 S *	4/1988	Goettner	D9/500
D304,683 S *	11/1989	Hofer	D24/117
D335,084 S *	4/1993	Snyder	D9/502

D351,102 S *	10/1994	Olivares	D9/503
D356,506 S *	3/1995	Kornick	D9/645
D379,307 S *	5/1997	Marriage	D9/503
D384,889 S *	10/1997	Nasrallah	D9/500
D399,735 S *	10/1998	Marriage	D9/500
D410,390 S *	6/1999	Marriage	D9/658
D411,108 S *	6/1999	Marriage	D9/658
D536,616 S *	2/2007	Rubin	D9/500
D572,589 S *	7/2008	Coulis	D9/500
D573,023 S *	7/2008	Pivert	D9/500
D604,178 S *	11/2009	Bowyer	D9/500
D616,754 S *	6/2010	Arnell	D9/500
D634,201 S *	3/2011	Arnell	D9/500
D634,205 S *	3/2011	Arnell	D9/500
D639,659 S *	6/2011	Biondich	D9/500
D738,736 S *	9/2015	Eaton	D9/540
D744,833 S *	12/2015	Cotton	D9/500

* cited by examiner

Primary Examiner — Dana L Meyrow

(74) *Attorney, Agent, or Firm* — Dykema Gossett PLLC

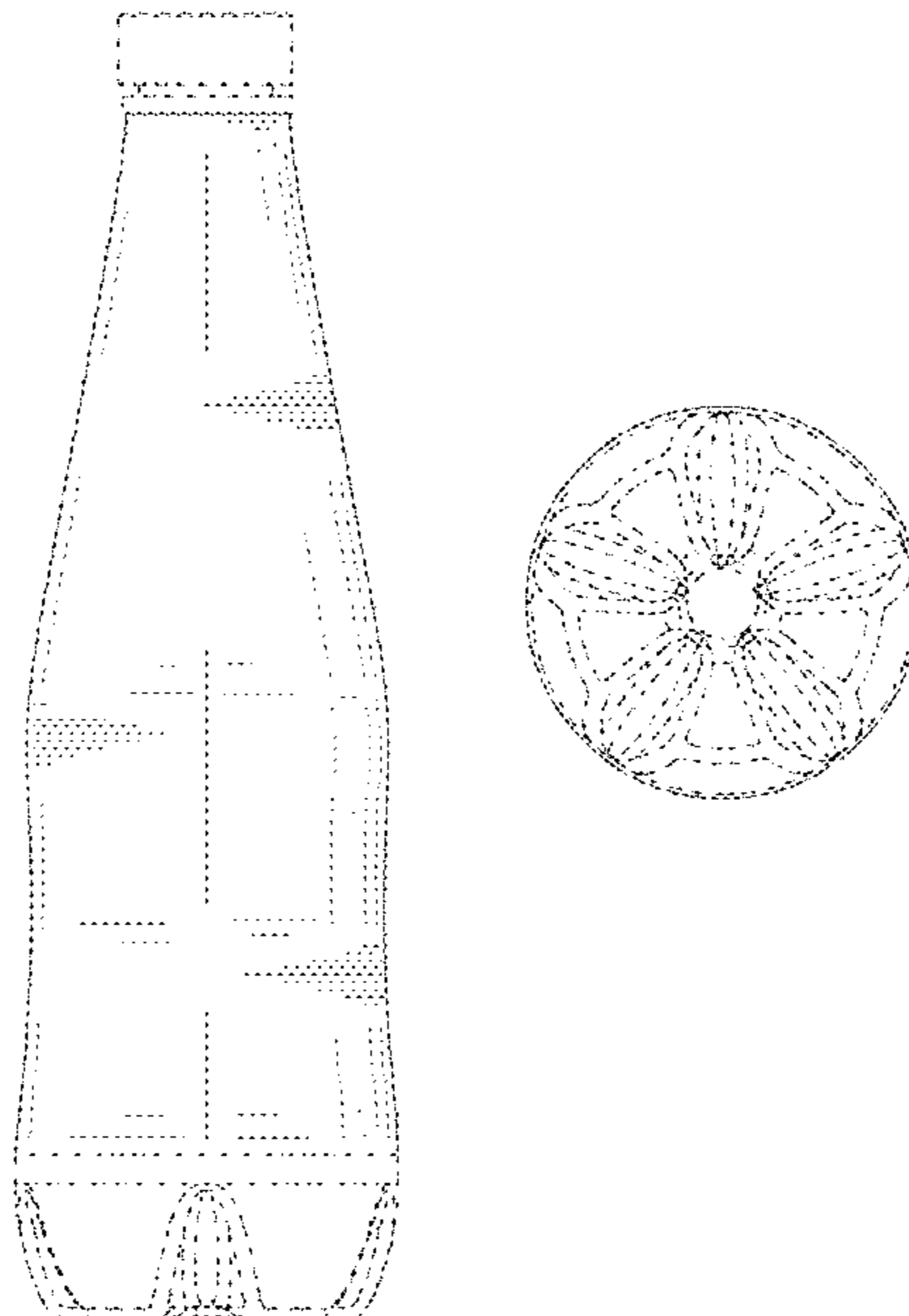
(57) **CLAIM**

The ornamental design for a plastic container, as shown and described.

DESCRIPTION

FIG. 1 is a top, front, left side perspective view of a plastic container showing the claimed design;
FIG. 2 is a front elevational view of FIG. 1;
FIG. 3 is a rear elevational view of FIG. 1;
FIG. 4 is a left side elevational view of FIG. 1;
FIG. 5 is a right side elevational view of FIG. 1;
FIG. 6 is a top plan view of FIG. 1; and,
FIG. 7 is a bottom plan view of FIG. 1.
The broken lines shown in the drawings illustrate portions of the plastic container that form no part of the claimed design.

1 Claim, 4 Drawing Sheets



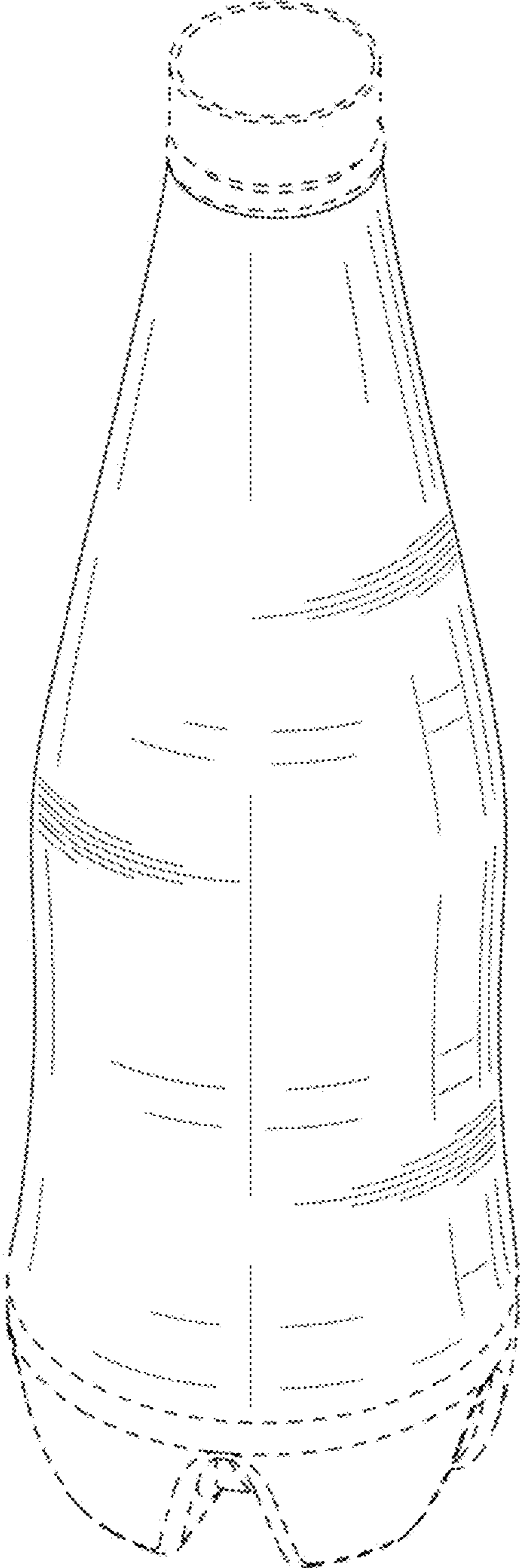


FIG. 1

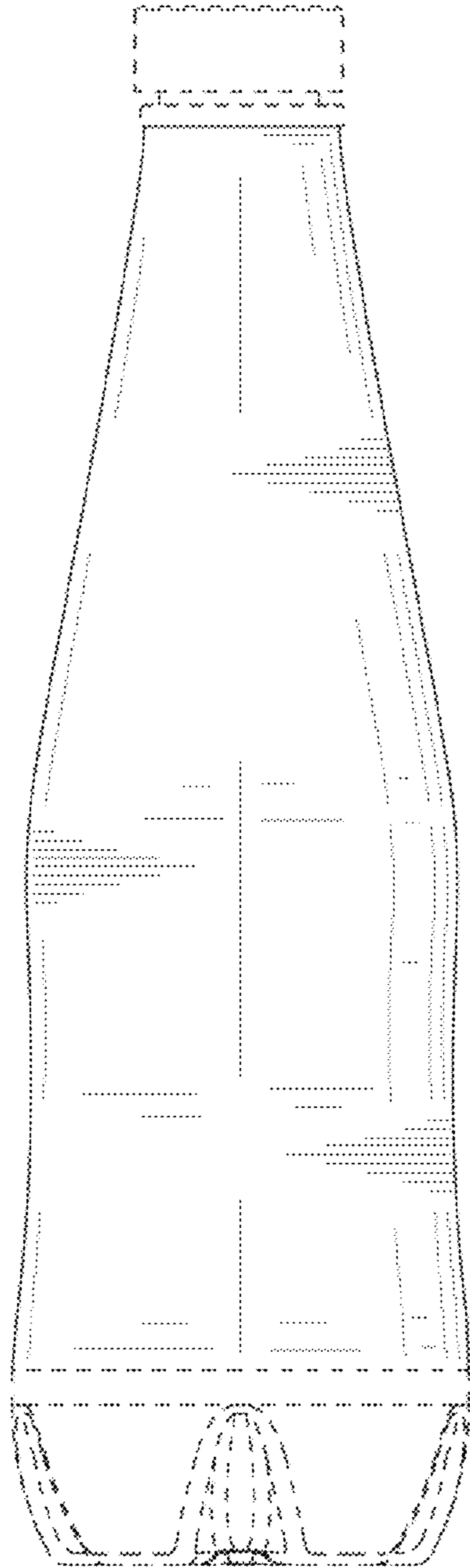


FIG. 2

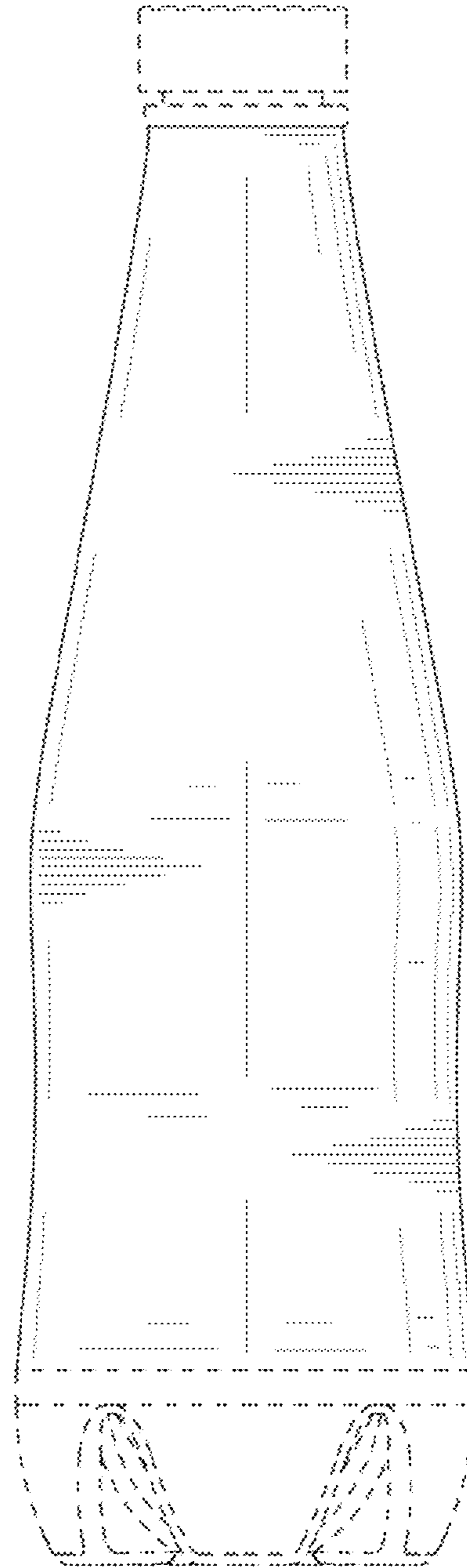


FIG. 3

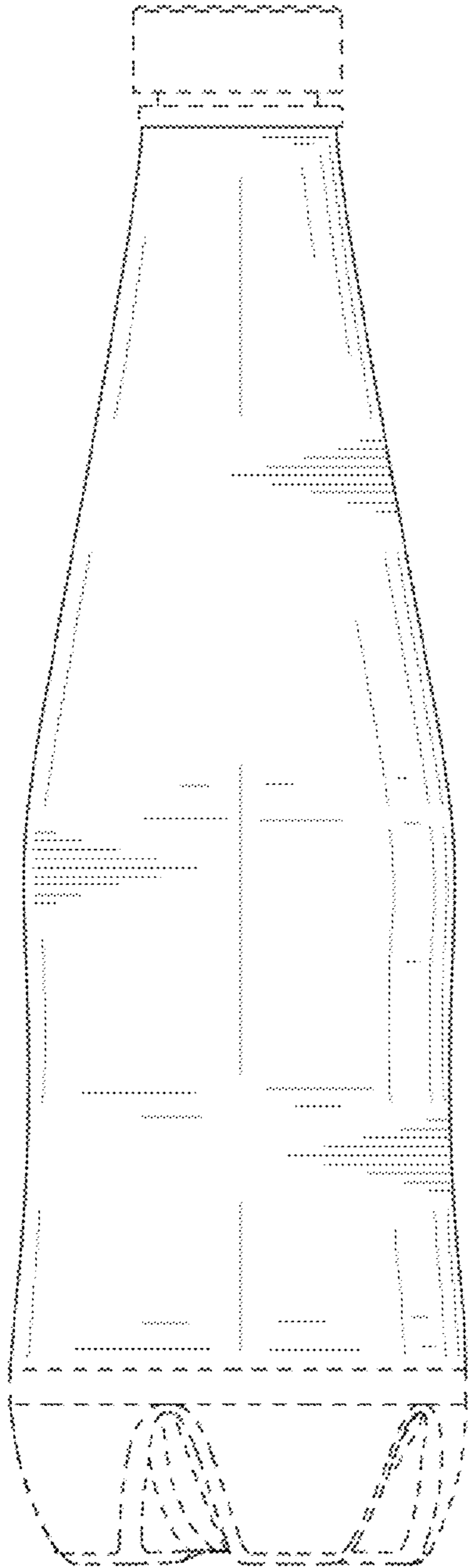


FIG. 4

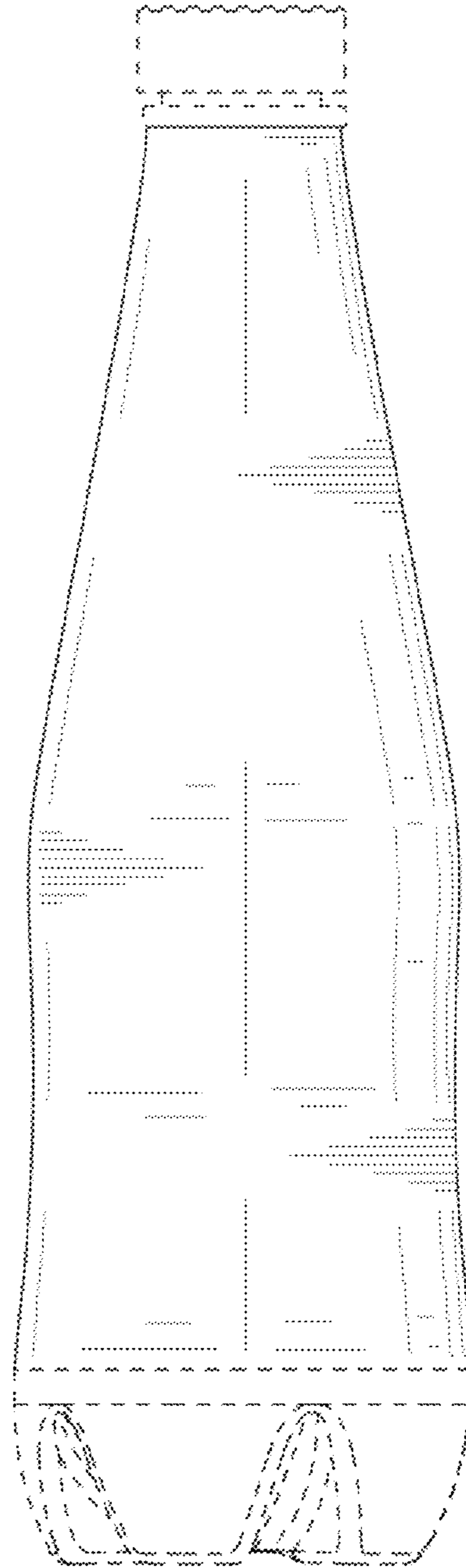


FIG. 5

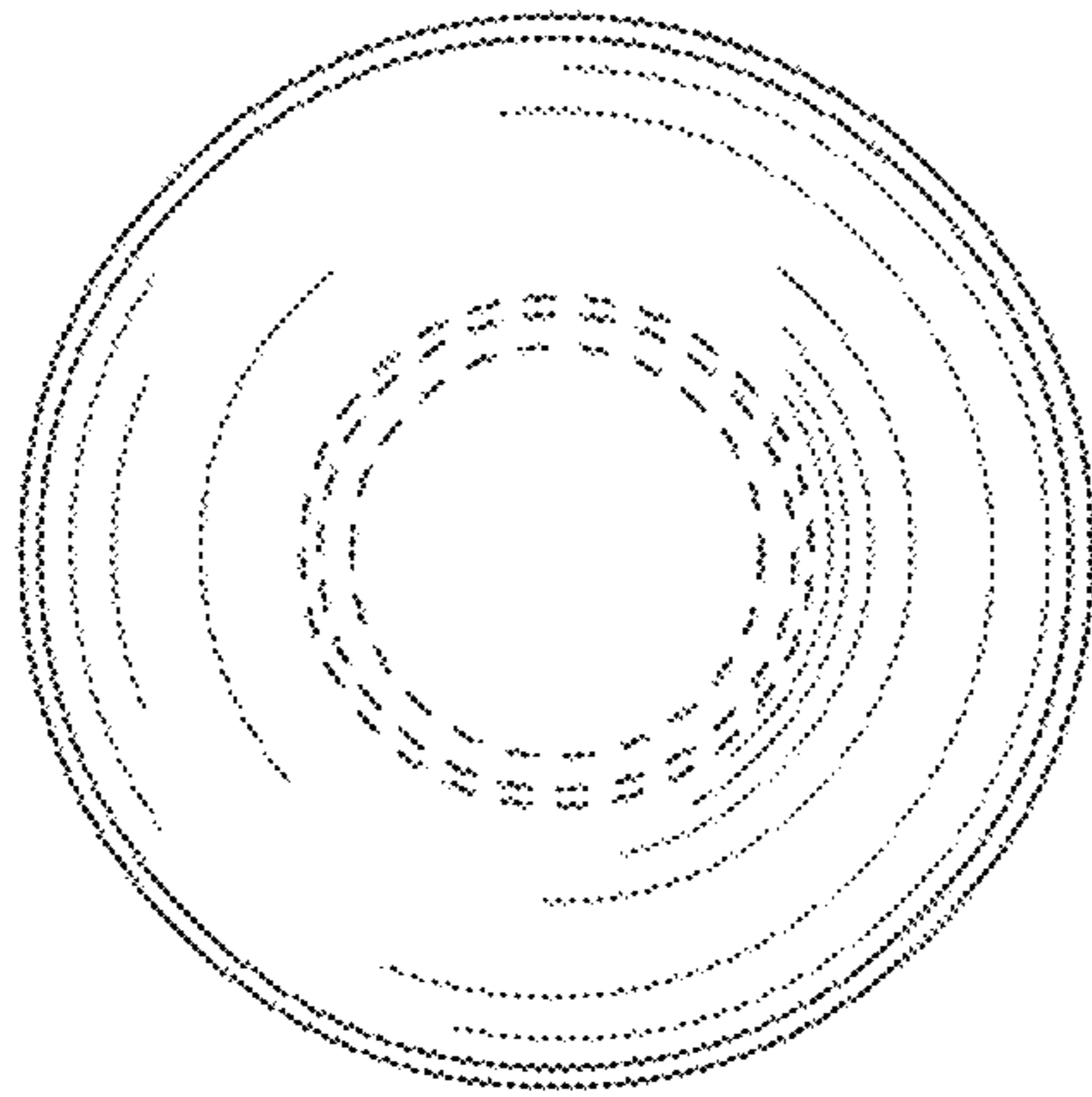


FIG. 6

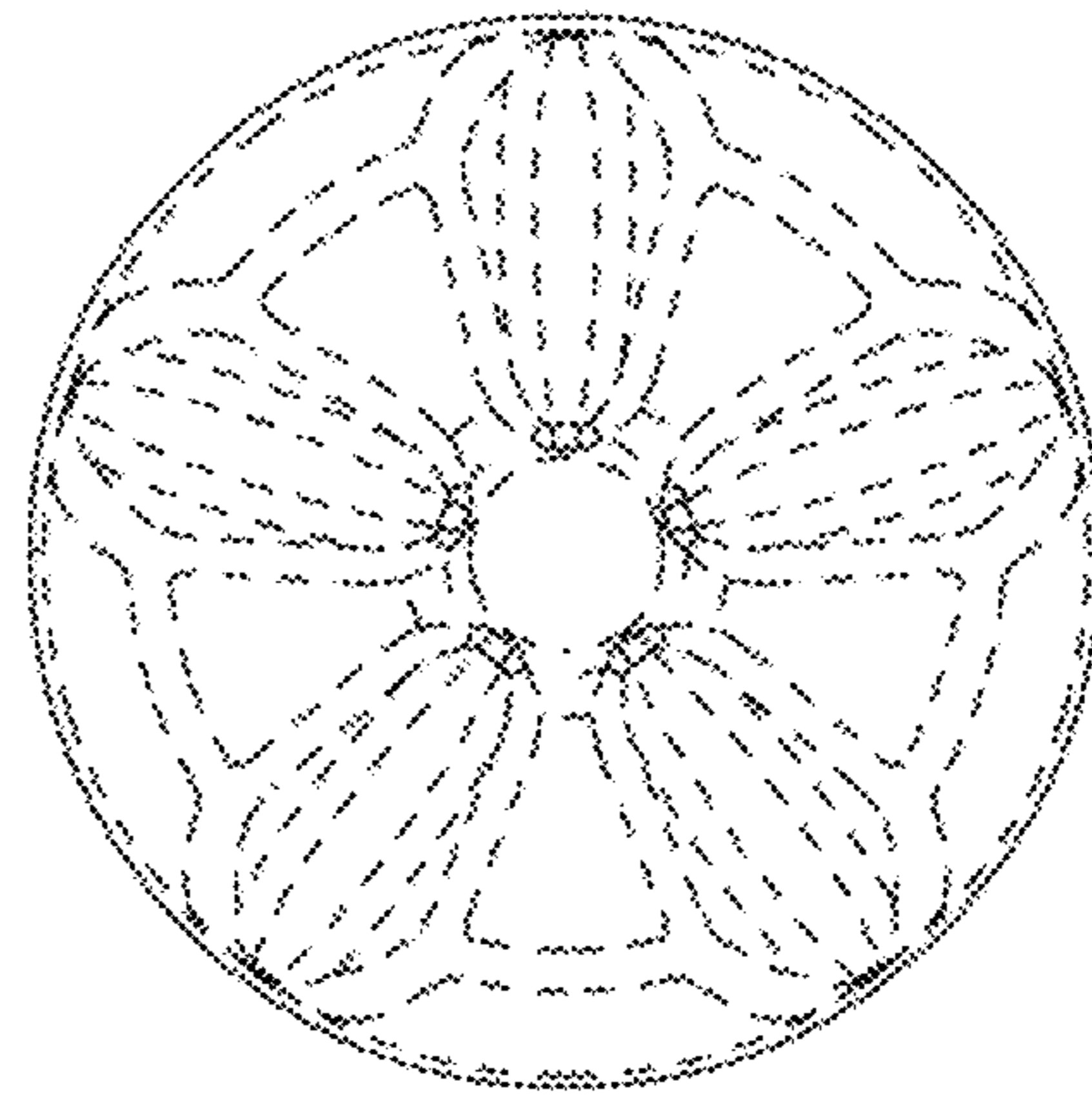


FIG. 7