

US00D763062S

(12) **United States Design Patent**
Tatem et al.

(10) **Patent No.:** **US D763,062 S**
(45) **Date of Patent:** **** Aug. 9, 2016**

(54) **BRACKET WITH UPPER EXTENSION FOR HOLDING A USER RECEIVING DEVICE**

(71) Applicant: **The DIRECTV Group, Inc.**, El Segundo, CA (US)

(72) Inventors: **Richard B. Tatem**, Middletown, MD (US); **Sayedali Pezeshki**, Chevy Chase, MD (US)

(73) Assignee: **The DIRECTV Group, Inc.**, El Segundo, CA (US)

(**) Term: **14 Years**

(21) Appl. No.: **29/497,996**

(22) Filed: **Jul. 30, 2014**

(51) **LOC (10) Cl.** **08-08**

(52) **U.S. Cl.**
USPC **D8/354; D14/239**

(58) **Field of Classification Search**
USPC D8/349, 354, 373, 380, 381, 366, 371; D12/415; D14/125, 126, 204, 209.1, D14/217, 224, 238, 239, 432, 433, 434, 447, D14/483, 496; D16/214, 237, 242; 248/27.1, 27.3, 48.2, 121, 126, 200, 248/205.1, 207, 309.1, 310, 346.03, 450, 248/451, 453, 475.1, 489, 494, 518, 534, 248/671, 674, 675, 678, 691; 361/679.01, 361/679.02, 679.21, 679.26, 679.3, 679.4, 361/679.41, 679.55, 679.56, 679.58, 807, 361/808, 809, 825
CPC B60Q 1/2692; B60Q 1/2611; B60Q 1/26; B60Q 1/0483; G09F 7/18; E04F 21/185; H01Q 1/1228; H01Q 1/12; H01Q 1/246; H01Q 1/1242; Y10T 403/34

See application file for complete search history.

(56) **References Cited**

U.S. PATENT DOCUMENTS

D185,474 S *	6/1959	Waller	D8/371
3,318,561 A *	5/1967	Finke	H01Q 1/1228 248/218.4
D223,082 S *	3/1972	Fromm	D8/354
3,953,015 A *	4/1976	Taylor	E04F 21/185 248/317
4,447,030 A *	5/1984	Nattel	H02G 3/125 248/27.1
D274,803 S *	7/1984	Hughes	D12/126
D306,964 S *	4/1990	Zupancic	D8/354
D315,289 S *	3/1991	Rankin	D8/373
D321,124 S *	10/1991	Gary	D8/373
D321,125 S *	10/1991	Gary	D8/373

(Continued)

Primary Examiner — Mark Goodwin

(74) *Attorney, Agent, or Firm* — Harness, Dickey & Pierce, P.L.C.

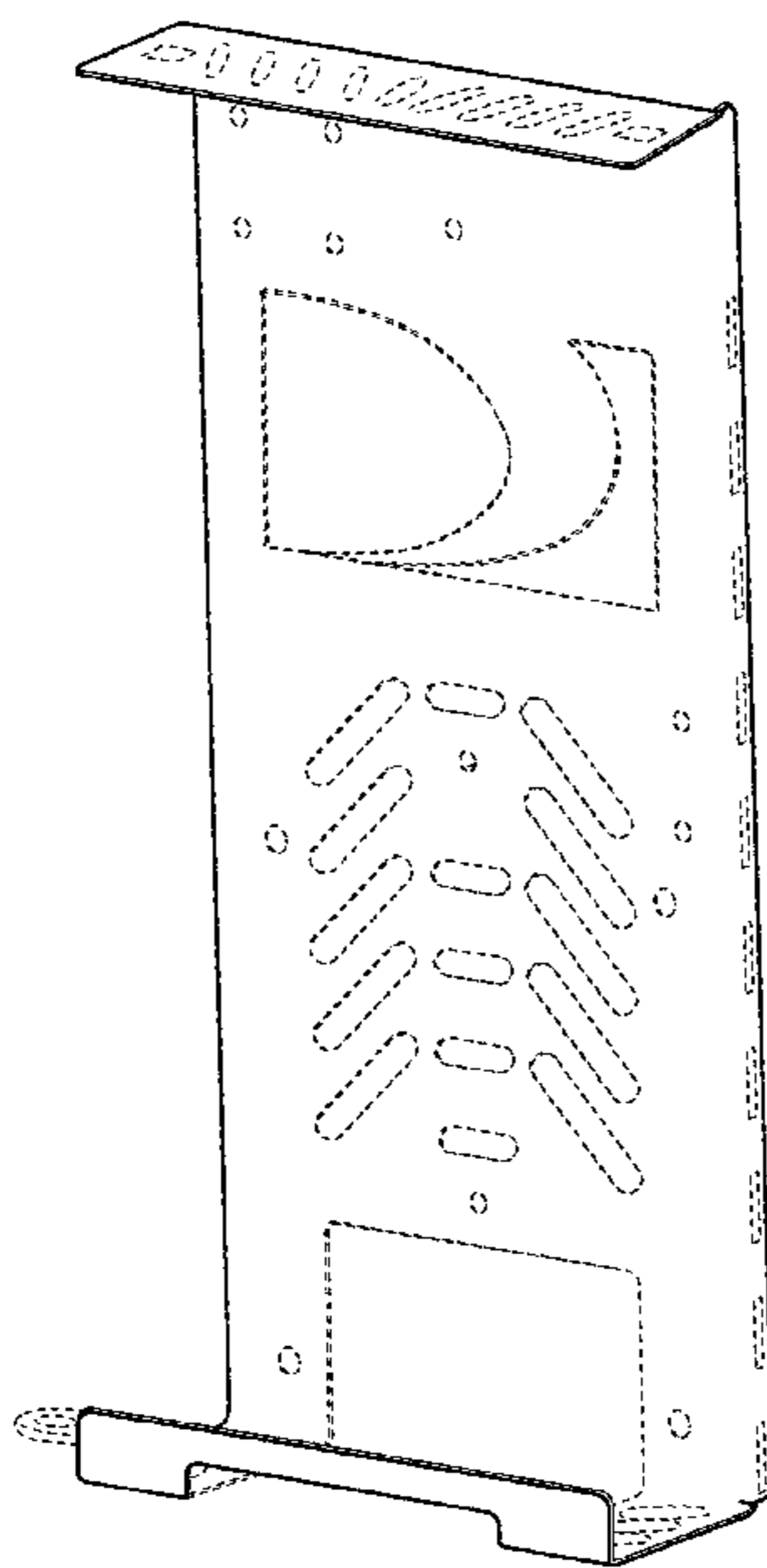
(57) **CLAIM**

The ornamental design for a bracket with upper extension for holding a user receiving device, as shown and described.

DESCRIPTION

FIG. 1 is a perspective view of a bracket with upper extension for holding a user receiving device;
FIG. 2 is a top elevational view thereof;
FIG. 3 is a front elevational view thereof;
FIG. 4 is a bottom side elevational view thereof;
FIG. 5 is a back side elevational view thereof;
FIG. 6 is a right elevational view thereof; and,
FIG. 7 is a left elevational view thereof.
The broken line showing is for illustrative purposes only and forms no part of the invention.

1 Claim, 5 Drawing Sheets



(56)

References Cited

U.S. PATENT DOCUMENTS

D322,211 S *	12/1991	Gary	D8/373	D672,287 S *	12/2012	Noble	D12/159
D327,214 S *	6/1992	Stuart	D8/373	D683,565 S *	6/2013	Chou	D6/580
D357,400 S *	4/1995	Sachs	D8/354	D692,013 S *	10/2013	Crysell	D14/447
D360,571 S *	7/1995	Perry	D8/354	D699,097 S *	2/2014	Chung	D8/354
D373,068 S *	8/1996	Airey	D8/349	D705,040 S *	5/2014	Konrad	D8/354
D381,338 S *	7/1997	Johansson	D14/253	8,774,878 B2 *	7/2014	Amiri	G06F 1/1615 379/433.01
D423,328 S *	4/2000	Burrows	D8/354	D727,657 S *	4/2015	Lim	D6/553
D432,901 S *	10/2000	McDonald	D8/354	D729,043 S *	5/2015	Poppell	D8/354
D442,471 S *	5/2001	Willett	D8/354	D729,053 S *	5/2015	Underkoffler	D8/394
D491,447 S *	6/2004	Diss	D8/371	D730,719 S *	6/2015	Sundberg	D8/354
D581,913 S *	12/2008	Blair, Jr.	D14/238	D732,373 S *	6/2015	Wagner	D8/349
D584,939 S *	1/2009	Snell	D8/367	D740,104 S *	10/2015	Morissette	D8/349
D649,016 S *	11/2011	Rasmussen	D8/354	D740,108 S *	10/2015	Di Stefano	D6/580
D650,082 S *	12/2011	Roggenkamp	D24/184	2004/0094681 A1 *	5/2004	Birnbaum	F16L 3/24 248/300
D654,063 S *	2/2012	Sergi	D14/238	2013/0206944 A1 *	8/2013	Merck	F16M 13/02 248/309.1
D654,350 S *	2/2012	Preda	D8/354	2015/0189771 A1 *	7/2015	Krohn	G06F 1/1632 248/451
D655,419 S *	3/2012	Roggenkamp	D24/184				
D671,390 S *	11/2012	Ibarra	D8/349				

* cited by examiner

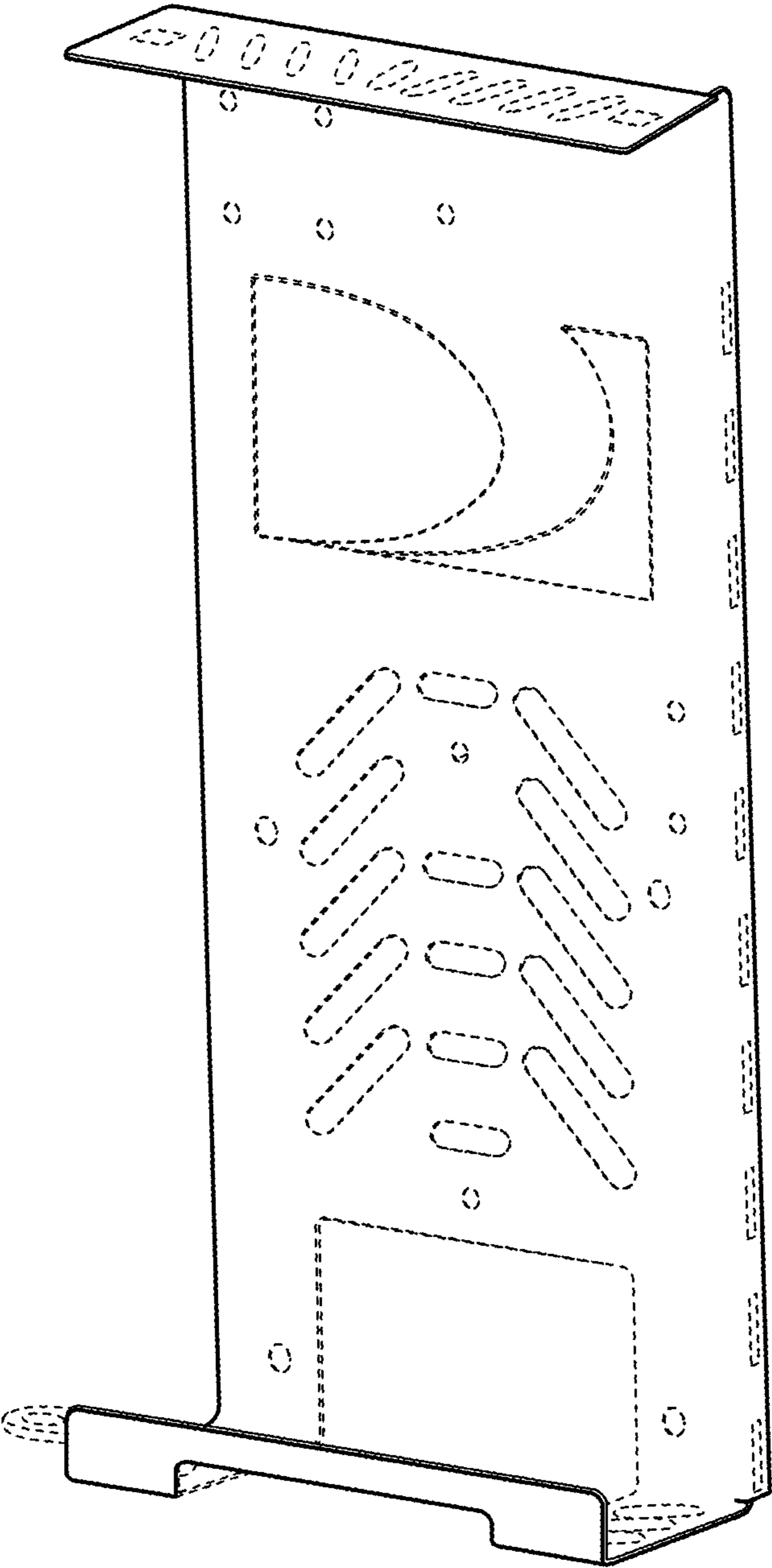


FIG. 1

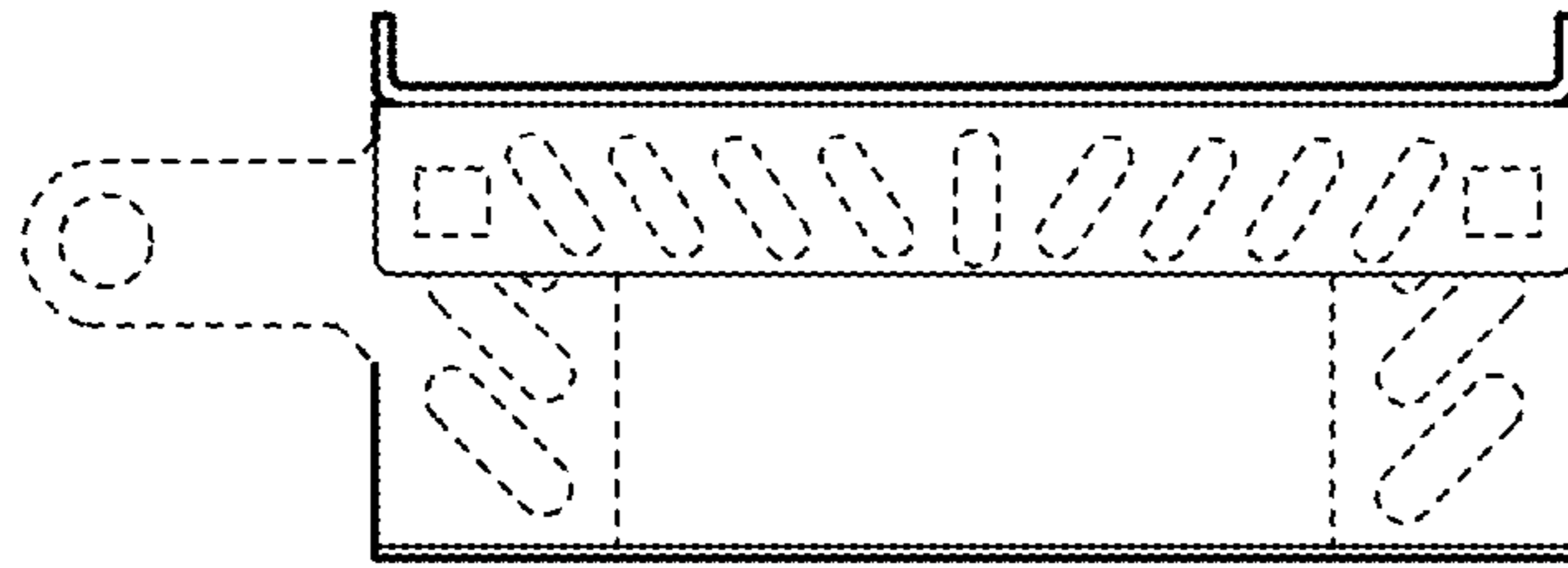


FIG. 2




FIG. 3

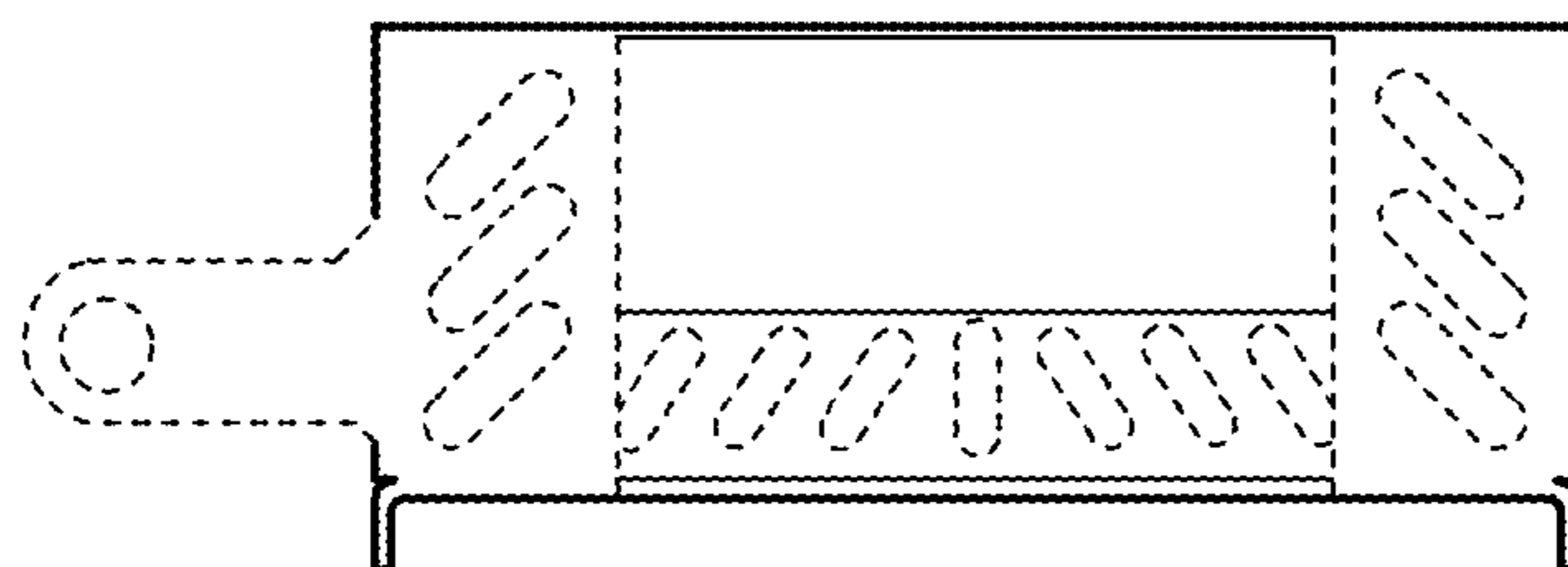


FIG. 4

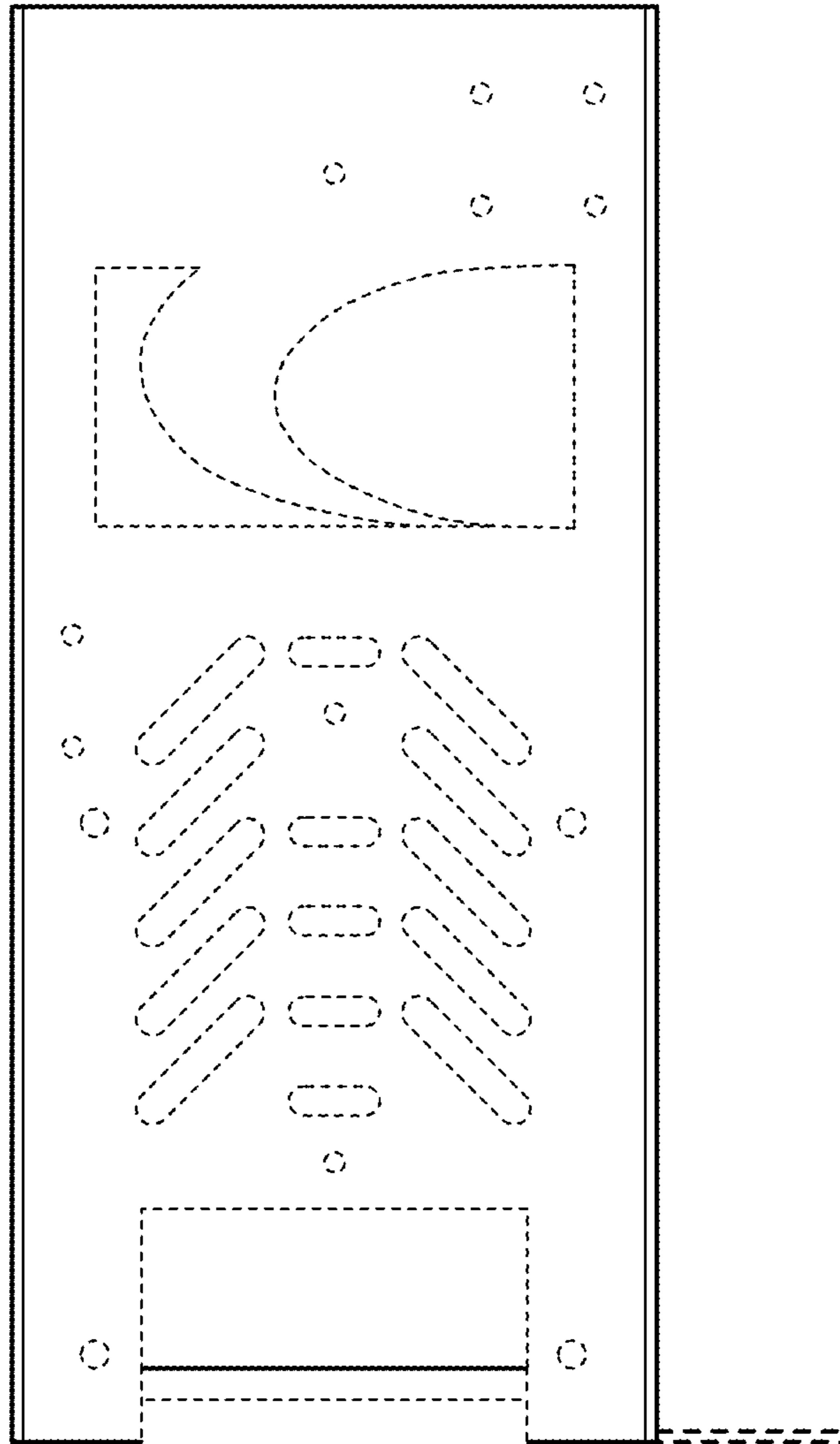


FIG. 5




FIG. 6




FIG. 7