



US00D763054S

(12) **United States Design Patent**  
**Ali et al.**

(10) **Patent No.:** **US D763,054 S**  
(45) **Date of Patent:** **\*\* Aug. 9, 2016**

- (54) **SANDING SPONGE HOLDER**
- (71) Applicants: **Terry Ali**, Fairborn, OH (US);  
**Christopher Ali**, Beavercreek, OH (US);  
**Frank Ali**, Xenia, OH (US); **Wayne Carl Leblanc**, Enon, OH (US)
- (72) Inventors: **Terry Ali**, Fairborn, OH (US);  
**Christopher Ali**, Beavercreek, OH (US);  
**Frank Ali**, Xenia, OH (US); **Wayne Carl Leblanc**, Enon, OH (US)
- (73) Assignee: **ALI INDUSTRIES, INC**, Fairborn, OH (US)
- (\*\*) Term: **15 Years**
- (21) Appl. No.: **29/545,390**
- (22) Filed: **Nov. 12, 2015**
- (51) **LOC (10) Cl.** ..... **08-05**
- (52) **U.S. Cl.**  
USPC ..... **D8/90**
- (58) **Field of Classification Search**  
USPC ..... D4/116, 137; D8/14, 90-94, 107, 499;  
D32/40; D28/56-59; 76/82.2, 85-87;  
451/502-503, 523-525, 539-540,  
451/552-553, 555, 557-558;  
D3/203.1-203.3, 203.6, 206, 294, 303,  
D3/903; D9/414, 418, 424, 432, 435, 452  
CPC ..... B24B 15/00; B24B 21/04; B24B 21/20;  
B24D 9/085; B24D 11/00; B24D 11/001;  
B24D 11/005; B24D 11/008; B24D 13/14;  
B24D 13/147; B24D 15/00; B24D 15/023;  
B24D 15/026; B24D 15/04; B24D 15/088;  
B05C 17/10; B65D 43/0214  
See application file for complete search history.

- (56) **References Cited**  
U.S. PATENT DOCUMENTS  
D96,630 S \* 8/1935 Smith ..... D32/52  
2,210,183 A \* 8/1940 Schweighart ..... B65D 43/0214  
206/557  
2,347,246 A \* 4/1944 Barrett ..... B24D 15/088  
451/556  
D218,329 S \* 8/1970 Weaver ..... D28/76

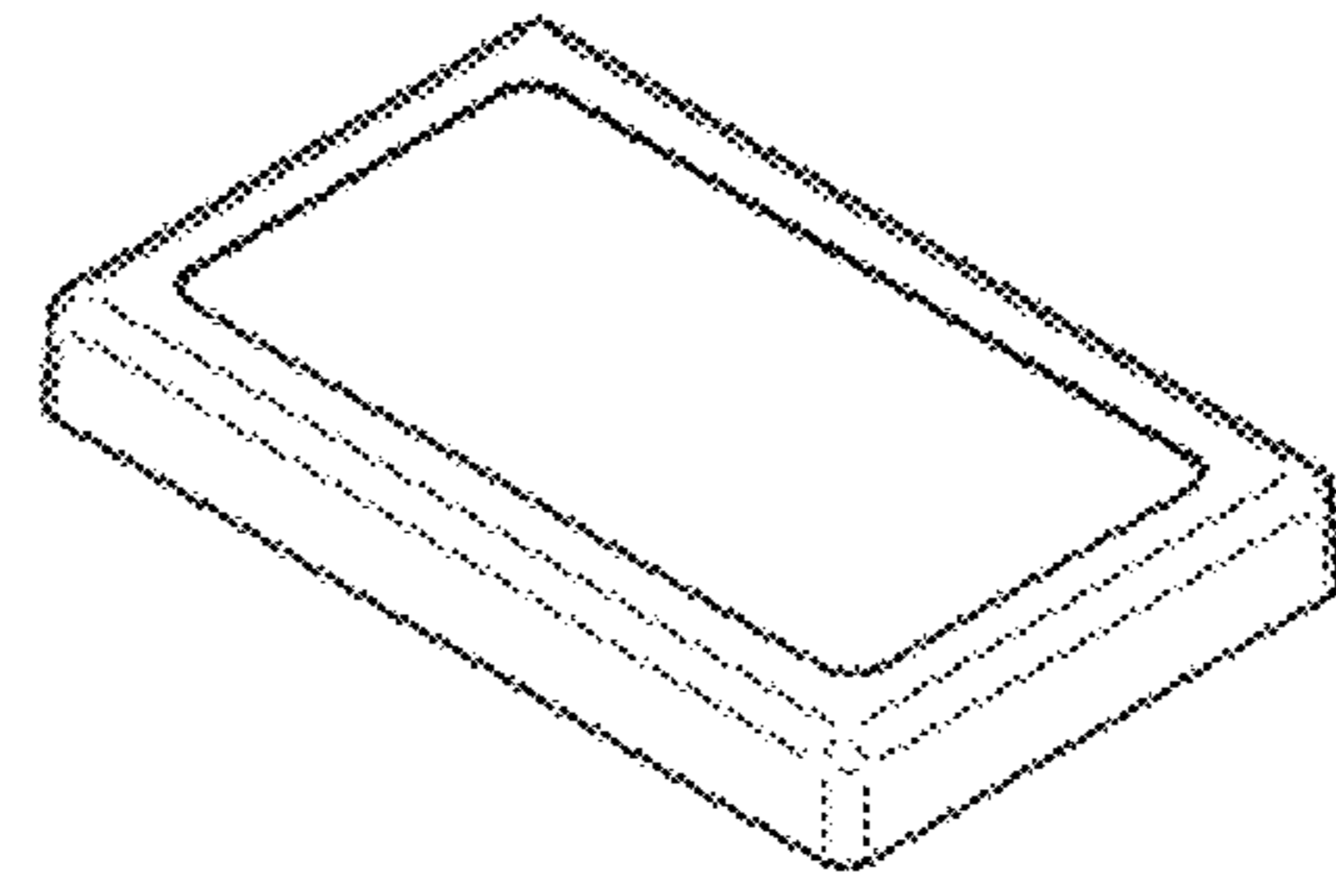
- D221,822 S \* 9/1971 Kieves ..... D4/137
- D222,200 S \* 10/1971 Roth ..... D4/137
- D261,234 S \* 10/1981 Abraham ..... D9/432
- 4,391,013 A \* 7/1983 Janssen ..... B05C 17/10  
15/105.5
- D273,051 S \* 3/1984 Runyon ..... D28/76
- D280,015 S \* 8/1985 Sarajian ..... D24/227
- D292,650 S \* 11/1987 Schmitz ..... D3/200
- D340,853 S \* 11/1993 Anderson ..... D8/90
- D369,974 S \* 5/1996 Osaka ..... D9/435
- D371,962 S \* 7/1996 Petruzzi ..... D9/423
- D396,841 S \* 8/1998 Taylor ..... D12/317
- D437,685 S \* 2/2001 Liu ..... D3/294
- D506,065 S \* 6/2005 Sugino ..... D13/103
- D515,900 S \* 2/2006 Sours ..... D8/91
- D527,182 S \* 8/2006 Ham ..... D3/274
- D576,873 S \* 9/2008 Kim ..... D9/418
- D618,532 S \* 6/2010 Wu ..... D8/71
- D648,794 S \* 11/2011 Yuan ..... D19/187
- D717,165 S \* 11/2014 Kwak ..... D9/424

\* cited by examiner  
*Primary Examiner* — Susan E Krakower  
*Assistant Examiner* — Roselynn Cody  
(74) *Attorney, Agent, or Firm* — R. William Graham

(57) **CLAIM**  
The ornamental design for a sanding sponge holder, as shown and described.

**DESCRIPTION**  
FIG. 1 is a top front left side perspective view of a sanding sponge holder showing our new design with the sanding sponge in place. The portion of the sanding sponge, shown in broken lines, forms no part of the claim;  
FIG. 2 is a top front left side perspective view of a sanding sponge holder without the sanding sponge;  
FIG. 3 is a top front right side perspective view thereof;  
FIG. 4 is a bottom view thereof;  
FIG. 5 is a rear elevation view thereof;  
FIG. 6 is a top view thereof;  
FIG. 7 is a front elevational view thereof; and,  
FIG. 8 is a right side elevation view thereof, the left side being a mirror image.

**1 Claim, 1 Drawing Sheet**



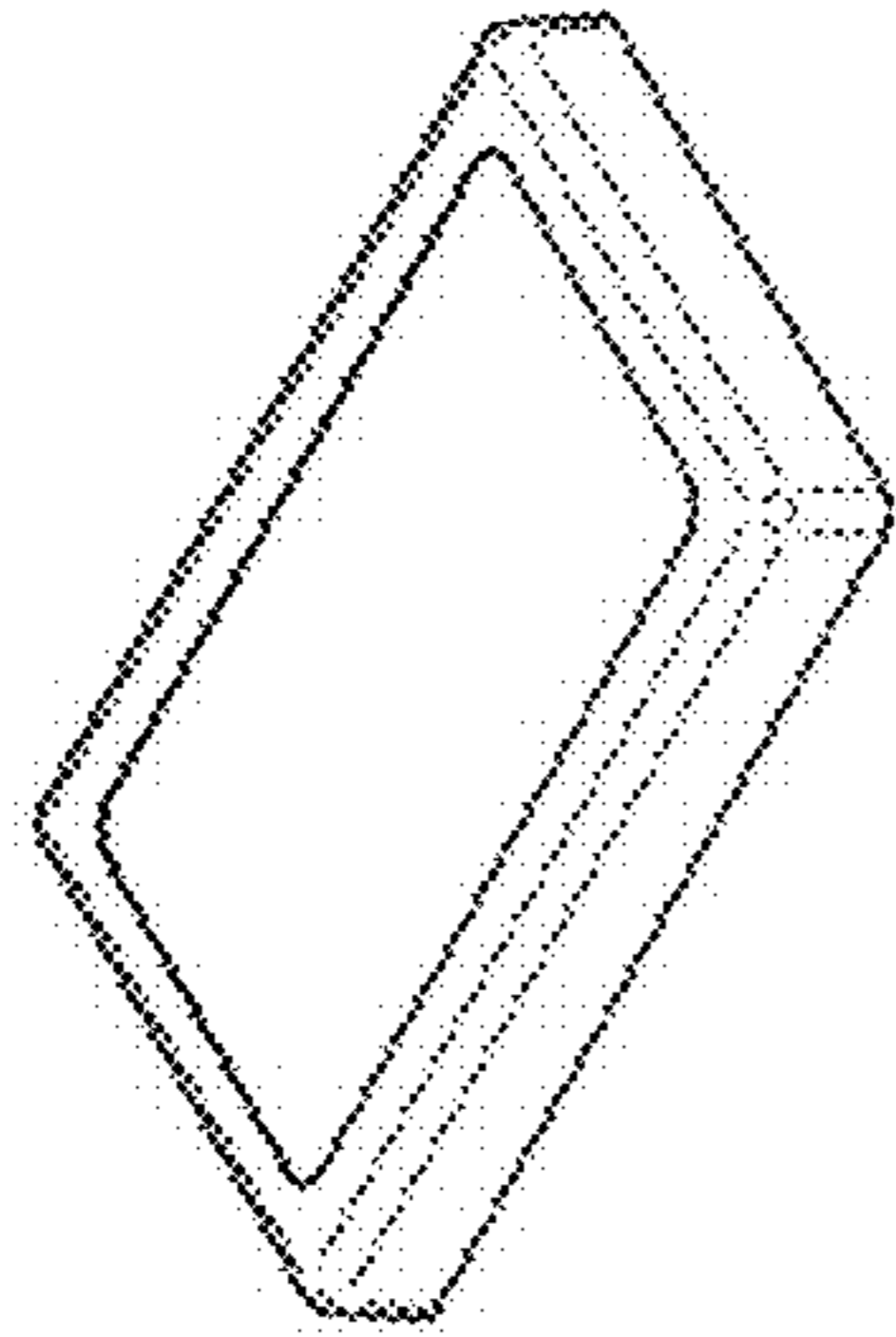


FIG. 3



FIG. 8




FIG. 4




FIG. 5




FIG. 6




FIG. 7

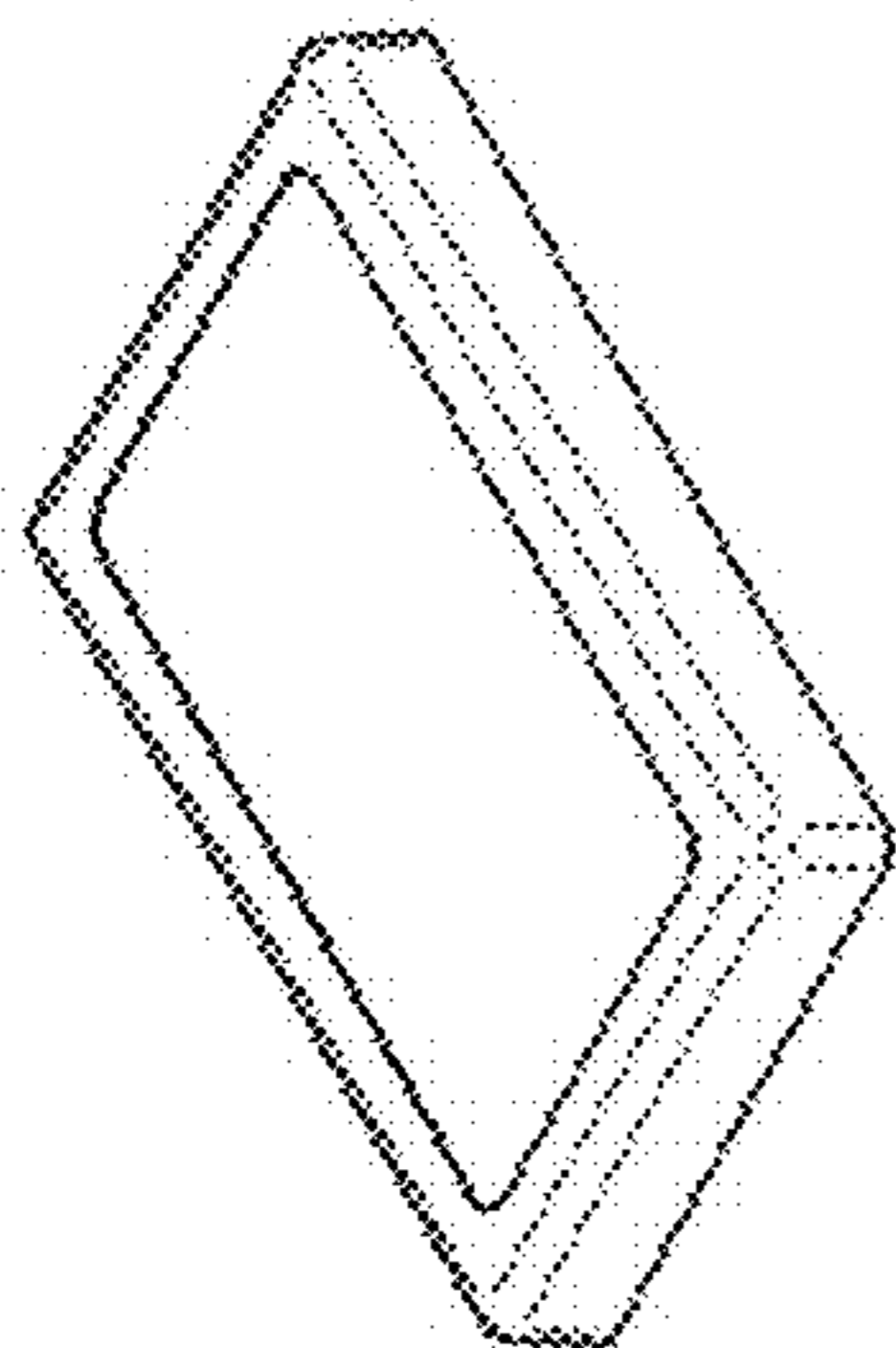


FIG. 2

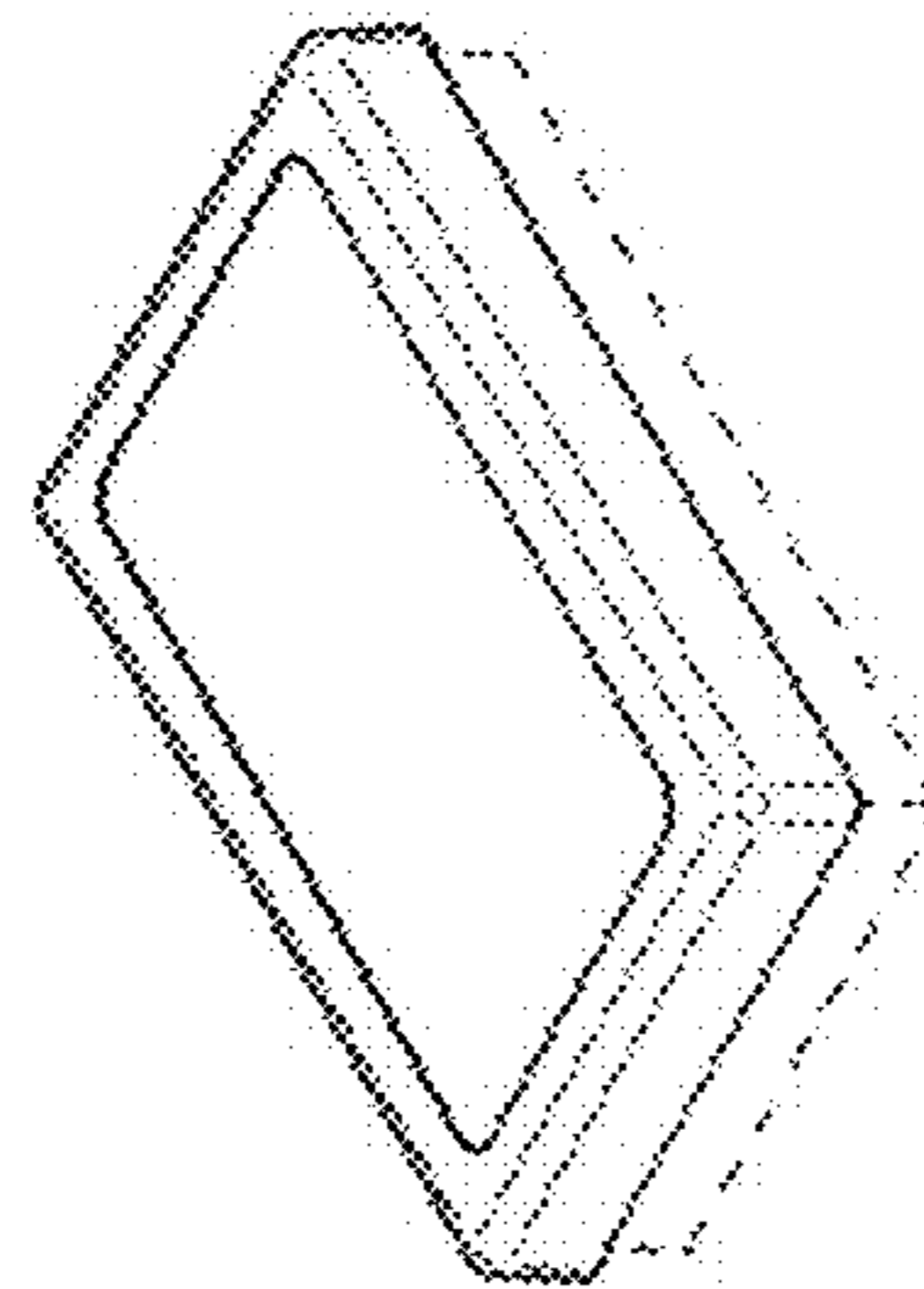


FIG. 1