

US00D763047S

(12) **United States Design Patent**
Wong

(10) **Patent No.:** **US D763,047 S**

(45) **Date of Patent:** **** Aug. 9, 2016**

(54) **CRANK HANDLE**

(71) Applicant: **Harry Wong**, South Pasadena, CA (US)

(72) Inventor: **Harry Wong**, South Pasadena, CA (US)

(**) Term: **14 Years**

(21) Appl. No.: **29/474,529**

(22) Filed: **Oct. 17, 2014**

(51) **LOC (10) Cl.** **08-05**

(52) **U.S. Cl.**
USPC **D8/52**; D8/14; D8/59; D8/309

(58) **Field of Classification Search**
USPC D8/4, 5, 14, 51-59, 309, 359
CPC . Y10T 74/20744; Y10T 16/469; B25F 1/003;
B25F 1/04; B25F 1/02
See application file for complete search history.

(56) **References Cited**

U.S. PATENT DOCUMENTS

- 3,253,850 A * 5/1966 Trusty B65G 7/12
294/104
- 4,519,278 A * 5/1985 Heldt B25B 7/00
81/124.4
- D345,288 S * 3/1994 Hubal D12/106
- D366,818 S * 2/1996 McGarry D8/14

- 6,279,433 B1 * 8/2001 Chervenak B25B 7/00
81/177.2
- 2008/0073822 A1 * 3/2008 Wong B25B 5/142
269/41
- 2012/0051865 A1 * 3/2012 Liu B23B 47/28
408/108

* cited by examiner

Primary Examiner — Deanna L Pratt

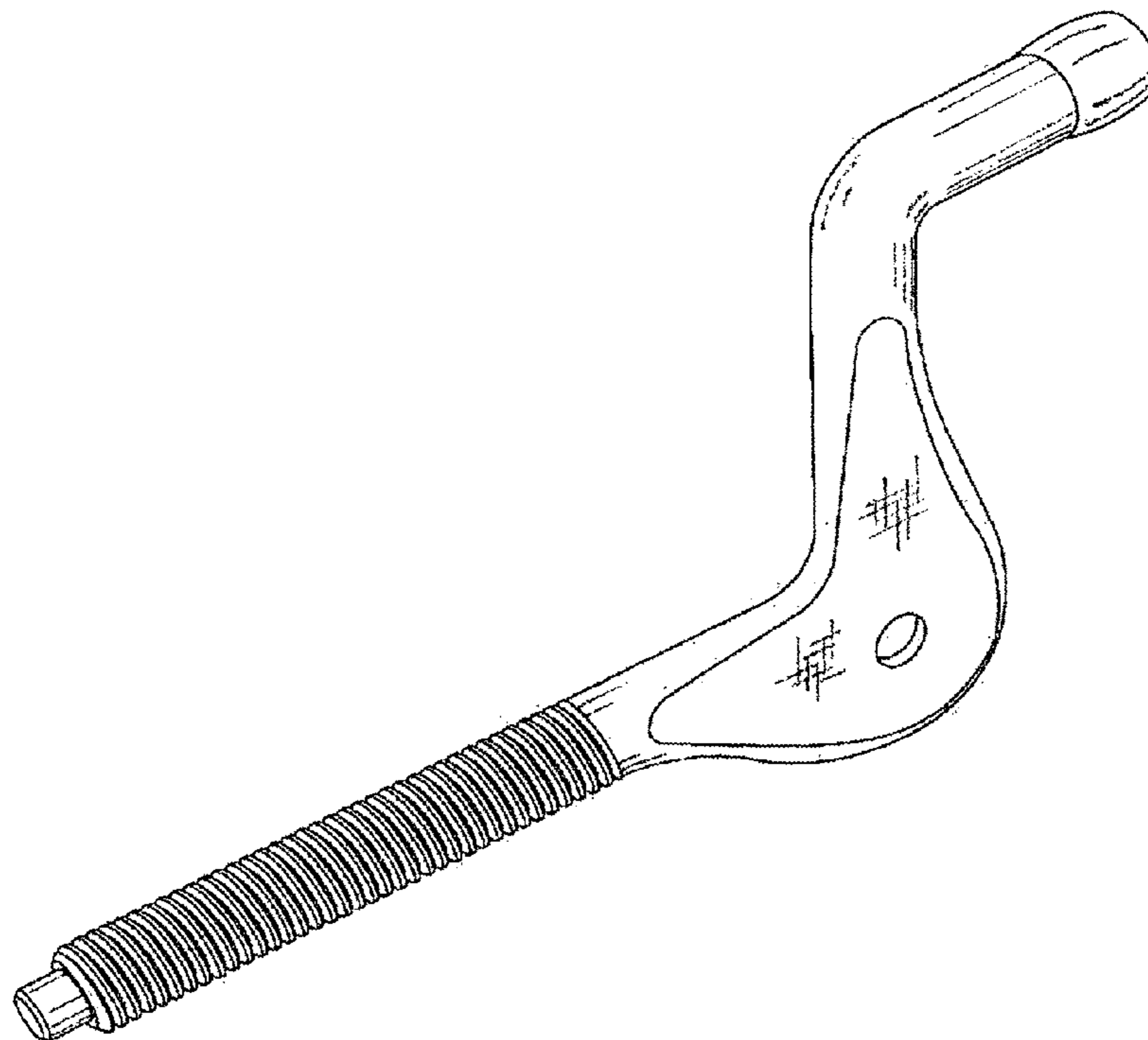
(57) **CLAIM**

The ornamental design for a crank handle, as shown and described.

DESCRIPTION

FIG. 1 is a perspective view of a crank handle showing my new design;
 FIG. 2 is a side elevation view thereof;
 FIG. 3 is a rear plan view thereof;
 FIG. 4 is a front plan view thereof;
 FIG. 5 is a top elevation view thereof;
 FIG. 6 is a bottom elevation view thereof; and,
 FIG. 7 is a perspective view showing a crank handle inserted to one end of a locking plier. The locking plier shown in broken lines illustrates the environment in which the design is used. The broken-line subject matter forms no part of the claim.

1 Claim, 4 Drawing Sheets



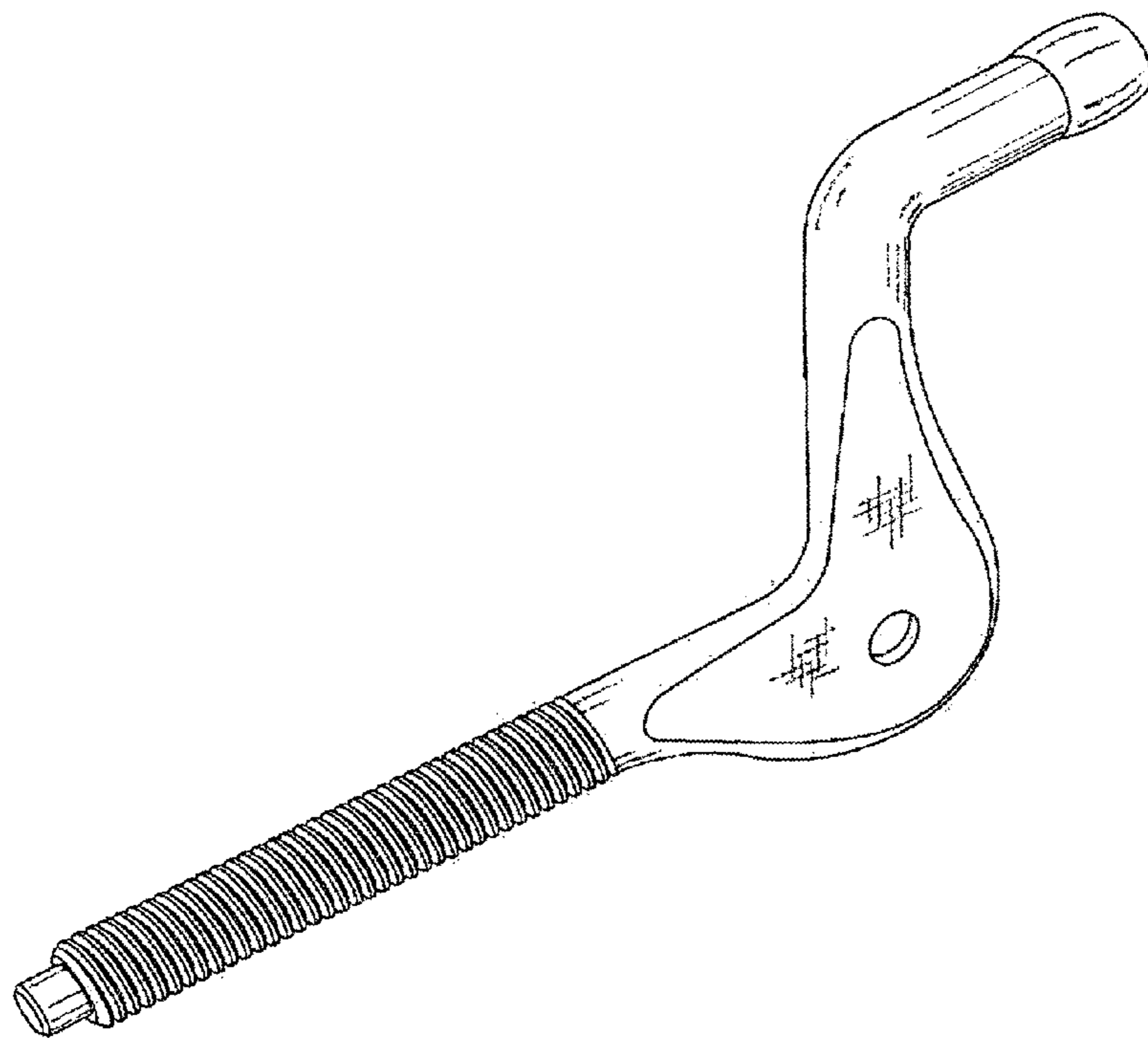


FIG. 1

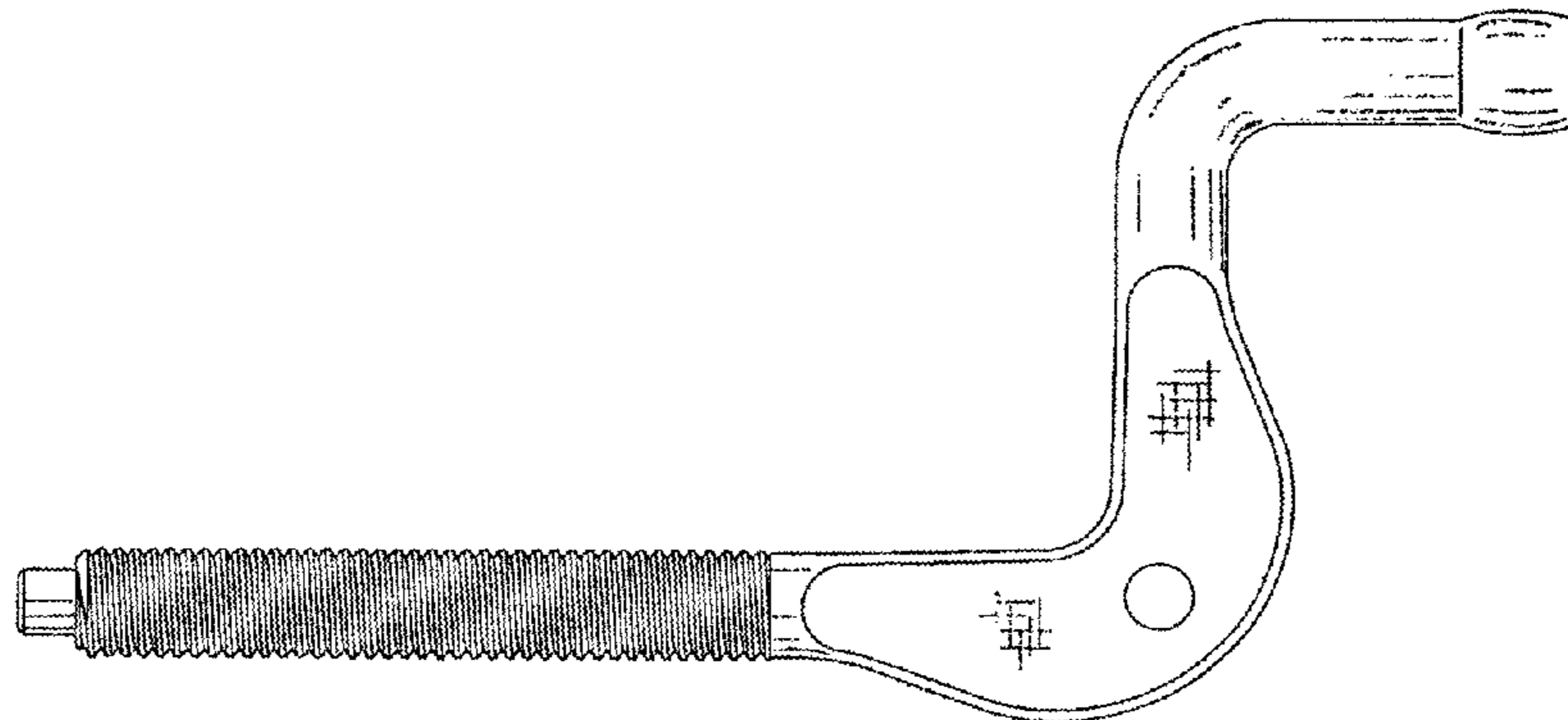


FIG. 2



FIG. 3



FIG. 4



FIG. 5




FIG. 6

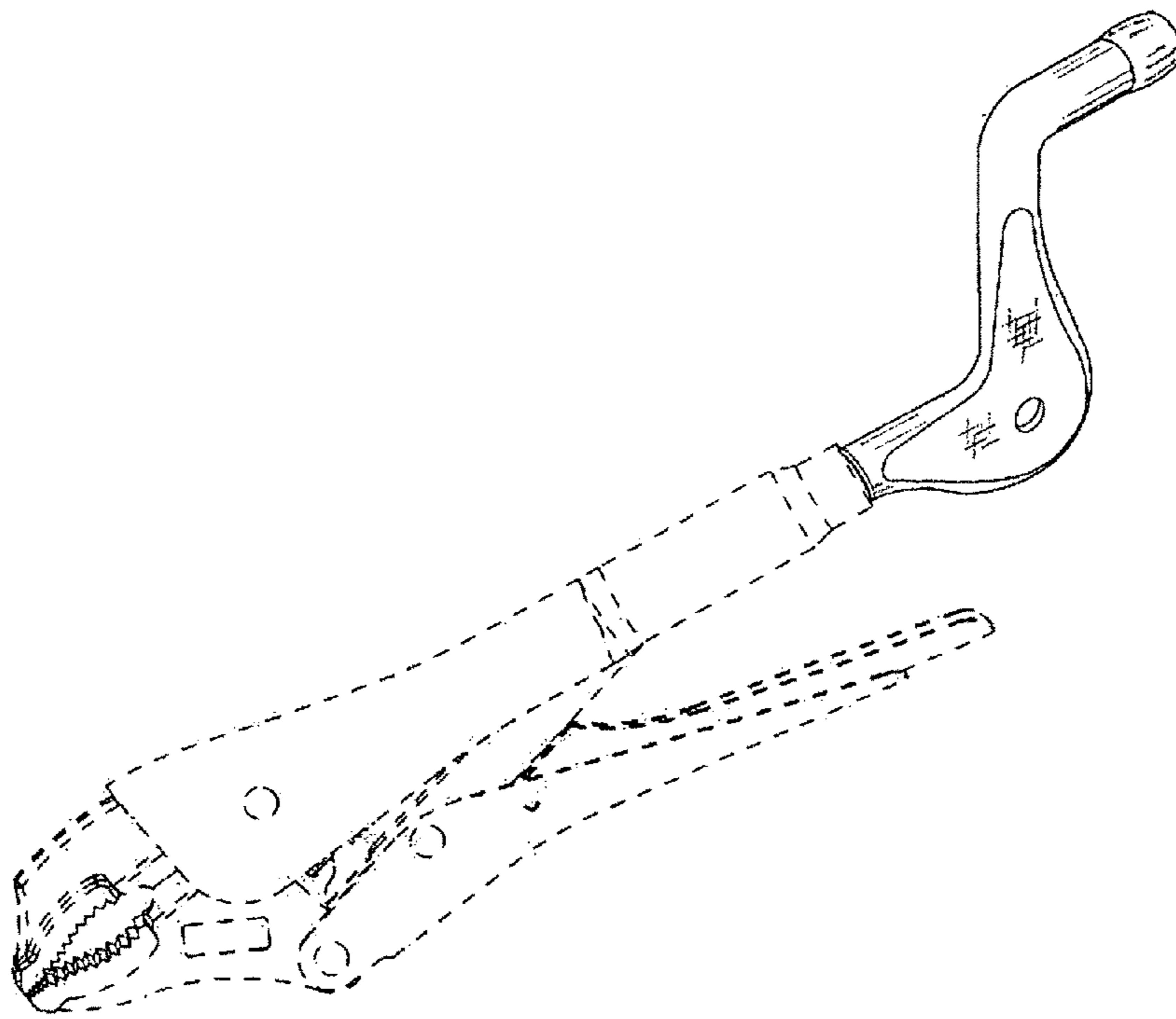


FIG. 7