



US00D763016S

(12) **United States Design Patent**
Clark et al.

(10) **Patent No.:** **US D763,016 S**

(45) **Date of Patent:** **** *Aug. 9, 2016**

(54) **DISPLAY UNIT**

(71) Applicant: **Target Brands, Inc.**, Minneapolis, MN (US)

(72) Inventors: **Jeremy A. Clark**, Minneapolis, MN (US); **Timothy J. Martell**, Brooklyn Park, MN (US); **Jason W. Johnson**, Wayzata, MN (US)

(73) Assignee: **Target Brands, Inc.**, Minneapolis, MN (US)

(*) Notice: This patent is subject to a terminal disclaimer.

(**) Term: **14 Years**

(21) Appl. No.: **29/502,318**

(22) Filed: **Sep. 15, 2014**

(51) **LOC (10) Cl.** **06-06**

(52) **U.S. Cl.**
USPC **D6/675**

(58) **Field of Classification Search**
USPC D6/552, 670, 672, 675, 682.2, 683, D6/708; D13/184; D16/215; D24/177, 185
CPC A47F 1/00; A47F 5/025; A47F 9/00
See application file for complete search history.

(56) **References Cited**

U.S. PATENT DOCUMENTS

D178,839 S	9/1956	Jacoby
2,906,412 A	9/1959	Tanner
3,316,041 A	4/1967	Nelson
3,563,624 A	2/1971	Stice
3,941,247 A	3/1976	Cripe
4,560,257 A	12/1985	Otema
D300,289 S	3/1989	Walter
4,903,451 A	2/1990	Gresswell
D307,718 S	5/1990	Tabler
5,152,407 A	10/1992	Massoudnia et al.

D357,364 S	4/1995	Dionne et al.
D420,838 S *	2/2000	Riga D6/675.3
D431,937 S *	10/2000	Heiny D6/675.1
D434,929 S *	12/2000	Heiny D6/675.1
D436,762 S *	1/2001	Heiny D6/675
6,877,824 B2	4/2005	Winkless
D504,578 S	5/2005	Moser
D540,070 S	4/2007	Bibi
D551,876 S	10/2007	Gusdorf et al.
D555,919 S	11/2007	Baade et al.
7,296,372 B2	11/2007	Clark et al.

(Continued)

OTHER PUBLICATIONS

Office Action from Canadian Patent Application No. 159583, mailed Mar. 27, 2015 (2 pages).

(Continued)

Primary Examiner — Kelley Donnelly

(74) *Attorney, Agent, or Firm* — Leanne Taveggia Farrell; Westman, Champlin & Koehler, P.A.

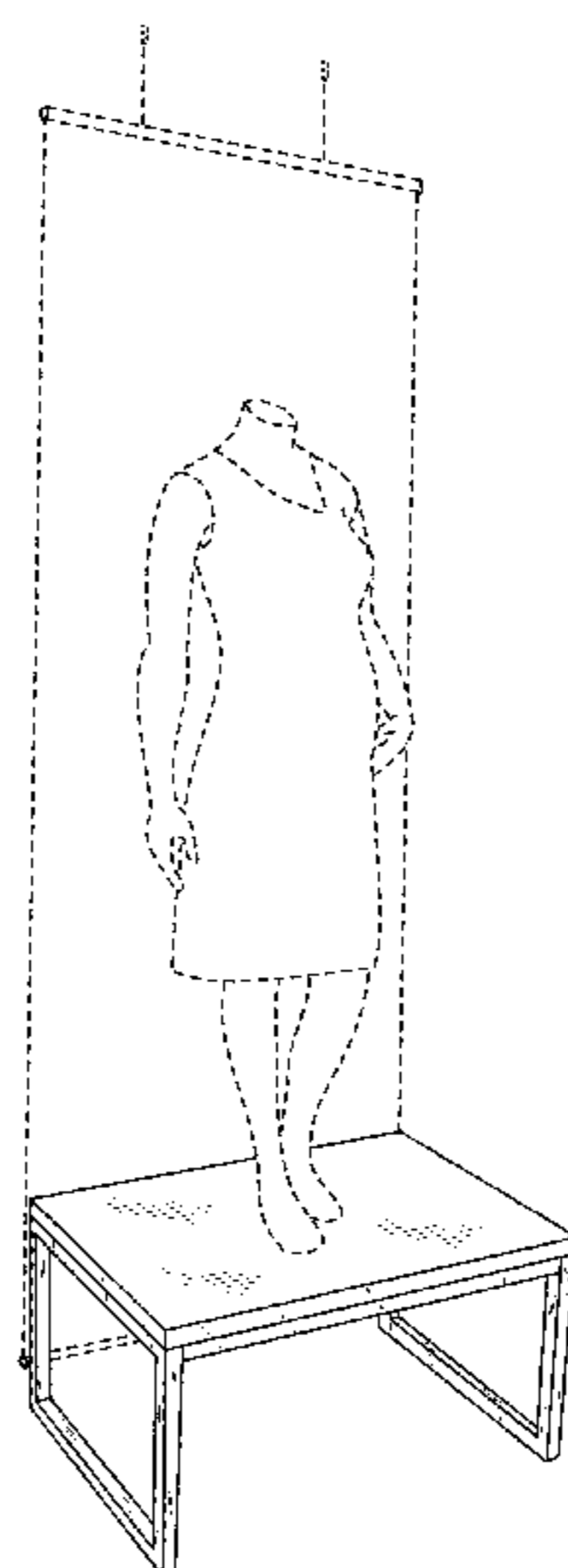
(57) **CLAIM**

The ornamental design for a display unit, as shown and described.

DESCRIPTION

FIG. 1 is a perspective view of a display unit with environment showing our new design;
FIG. 2 is a perspective view thereof without environment;
FIG. 3 is a front view thereof;
FIG. 4 is a back view thereof;
FIG. 5 is a left side view thereof, the right side view being a mirror image;
FIG. 6 is a top view thereof; and,
FIG. 7 is a bottom view thereof.
The broken lines shown in the drawings are included for purposes of illustrating environment or portions of the display unit and form no part of the claimed design.

1 Claim, 6 Drawing Sheets



(56)

References Cited

U.S. PATENT DOCUMENTS

7,661,214 B2 2/2010 Clark et al.
 7,900,385 B2 3/2011 Clark et al.
 7,922,492 B2 4/2011 Nielsen et al.
 7,988,244 B2 8/2011 Haws, Jr.
 D648,548 S 11/2011 Winer et al.
 D652,651 S 1/2012 Wittenberg et al.
 8,113,600 B2 2/2012 Zalewski et al.
 D659,415 S 5/2012 Soto et al.
 D669,695 S 10/2012 McCurry
 D670,111 S 11/2012 McNamara
 D671,334 S 11/2012 Levi et al.
 8,312,610 B2 11/2012 Clark et al.
 D677,076 S 3/2013 Olson
 D686,438 S 7/2013 Denby et al.
 D693,610 S * 11/2013 Denby D6/675
 8,573,716 B2 11/2013 Zalewski
 D694,558 S * 12/2013 Denby D6/675.1
 D696,878 S 1/2014 Murphy
 D705,556 S 5/2014 Udagawa et al.
 D708,459 S * 7/2014 Heirakuji D6/675
 D708,672 S 7/2014 Denby et al.
 D716,077 S 10/2014 Hsu

D716,590 S 11/2014 Hsu et al.
 D724,358 S * 3/2015 Tsai D6/675.3
 D727,995 S * 4/2015 Vilcovsky D16/221
 D728,250 S 5/2015 Thuma et al.
 D730,662 S * 6/2015 Trinh D6/672
 D734,965 S * 7/2015 Tio D6/675
 2002/0084726 A1 7/2002 O'Neill et al.
 2007/0007865 A1 1/2007 Kang
 2007/0181515 A1 8/2007 Levi et al.
 2011/0179979 A1 7/2011 Nielsen et al.
 2014/0252047 A1 9/2014 Clark et al.

OTHER PUBLICATIONS

Pending U.S. Appl. No. 14/486,180, filed Sep. 15, 2014, entitled Modular Display Unit, 30 pages.
 Pending U.S. Appl. No. 29/502,317, filed Sep. 15, 2014, entitled Display Unit, 22 pages.
 Pending U.S. Appl. No. 29/502,320, filed Sep. 15, 2014, entitled Display Unit, 9 pages.
 Pending U.S. Appl. No. 29/502,321, filed Sep. 15, 2014, entitled Display Unit, 13 pages.
 Pending U.S. Appl. No. 29/502,322, filed Sep. 15, 2014, entitled Display Unit, 24 pages.

* cited by examiner

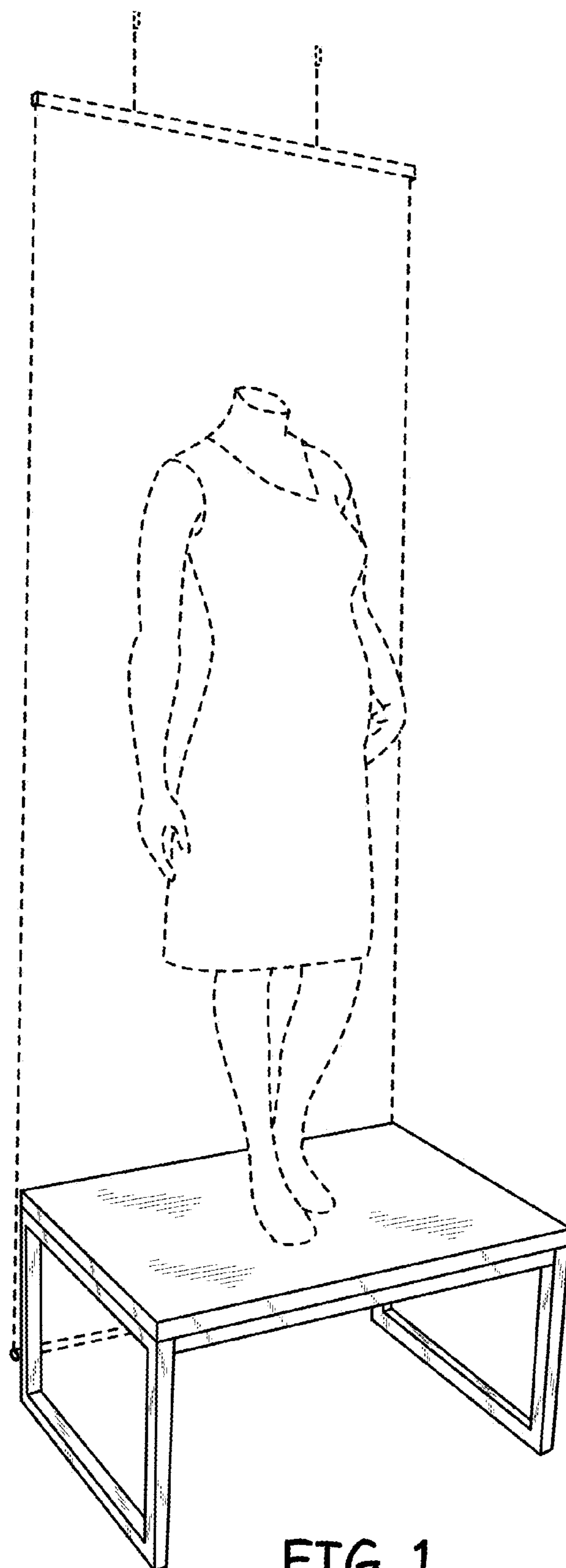


FIG. 1




FIG. 2




FIG. 3




FIG. 4




FIG. 5

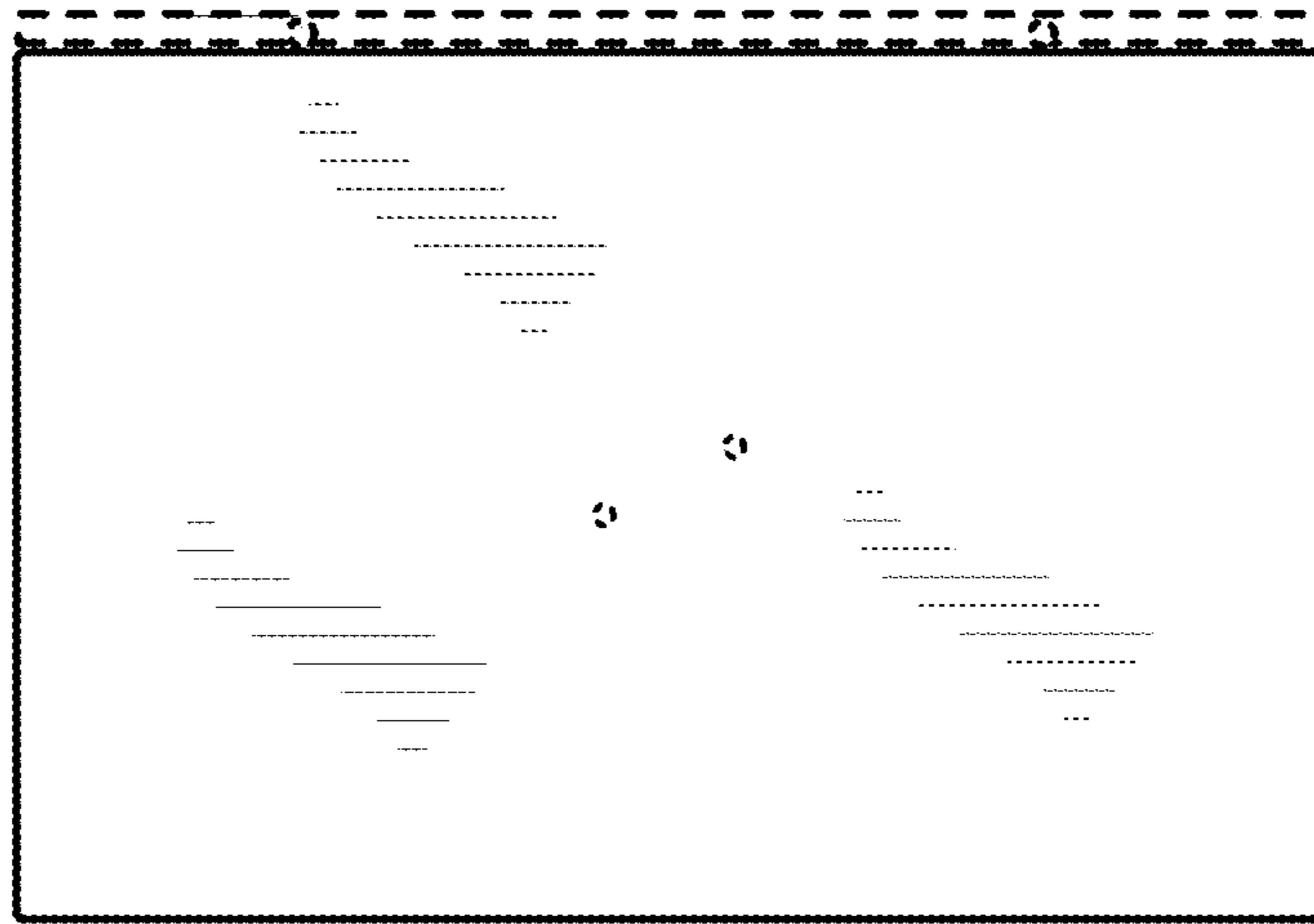


FIG. 6

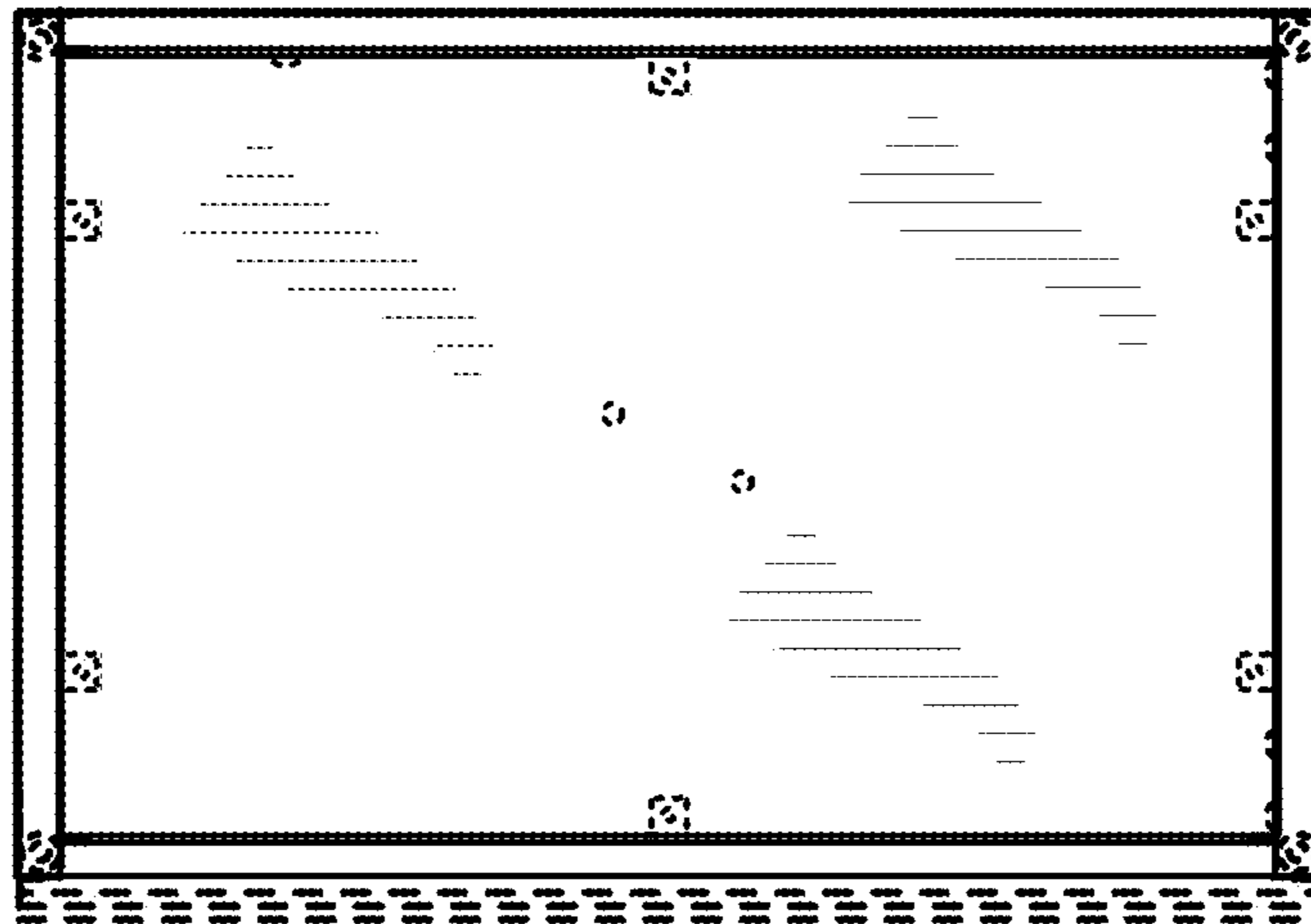


FIG. 7