



US00D763013S

(12) **United States Design Patent**  
**Arnold**

(10) **Patent No.:** **US D763,013 S**  
(45) **Date of Patent:** **\*\* Aug. 9, 2016**

(54) **MATTRESS**

(71) Applicant: **Sealy Technology, LLC**, Trinity, NC  
(US)

(72) Inventor: **Elena M. Arnold**, Browns Summit, NC  
(US)

(73) Assignee: **Sealy Technology, LLC**, Trinity, NC  
(US)

(\*\*) Term: **14 Years**

(21) Appl. No.: **29/490,397**

(22) Filed: **May 9, 2014**

**Related U.S. Application Data**

(62) Division of application No. 29/461,946, filed on Jul. 29, 2013, now Pat. No. Des. 707,986.

(51) **LOC (10) Cl.** ..... **06-06**

(52) **U.S. Cl.**  
USPC ..... **D6/606**

(58) **Field of Classification Search**  
USPC ..... D6/595, 596, 601, 604, 605, 606;  
5/690, 706, 716, 717, 739, 740, 657.5,  
5/907; D1/100; D28/8.1; D25/113;  
D9/414, 416; D20/11, 22  
CPC .. A47C 27/002; A47C 27/003; A47C 27/148;  
A47C 27/068; A47C 27/14; A47C 27/146;  
A47C 19/021; A47C 23/007  
See application file for complete search history.

(56) **References Cited**

U.S. PATENT DOCUMENTS

D479,082 S *	9/2003	Daughtery .....	D6/596
7,065,816 B2 *	6/2006	McGettigan .....	A47C 20/025 5/727
D690,962 S *	10/2013	Danileson .....	D6/605
D707,061 S *	6/2014	Tjoflat .....	D6/605
D707,986 S *	7/2014	Arnold .....	D6/605
D708,455 S *	7/2014	Arnold .....	D6/605
D719,766 S *	12/2014	Arnold .....	D6/605
D720,159 S *	12/2014	Arnold .....	D6/605

\* cited by examiner

*Primary Examiner* — Janice Seeger

(57) **CLAIM**

I claim the ornamental design for a mattress, as shown and described.

**DESCRIPTION**

FIG. 1 is a top isometric view of a mattress of the present invention.

FIG. 2 is a right side plan view of the mattress of FIG. 1.

FIG. 3 is a front end plan view of the mattress of FIG. 1.

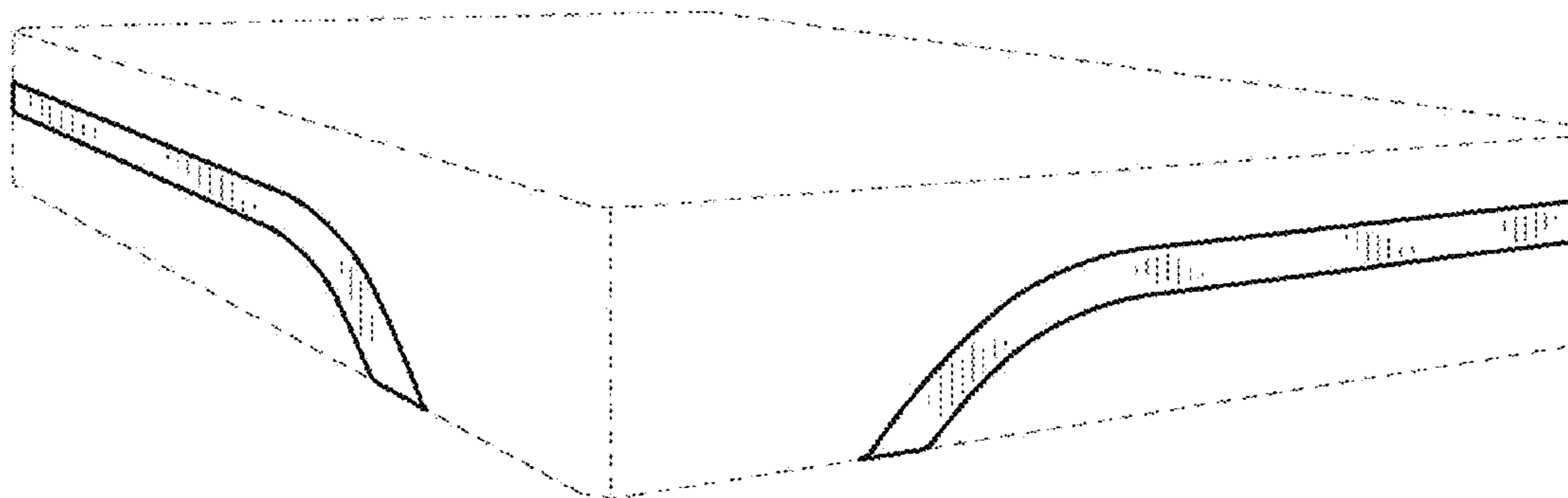
FIG. 4 is a left side plan view of the mattress of FIG. 1.

FIG. 5 is a rear end plan view of the mattress of FIG. 1; and,

FIG. 6 is a bottom plan view of the mattress of FIG. 1.

The portions of the mattress shown in broken lines are included for purposes of illustrating environment and form no part of the claimed design.

**1 Claim, 3 Drawing Sheets**






FIG. 1

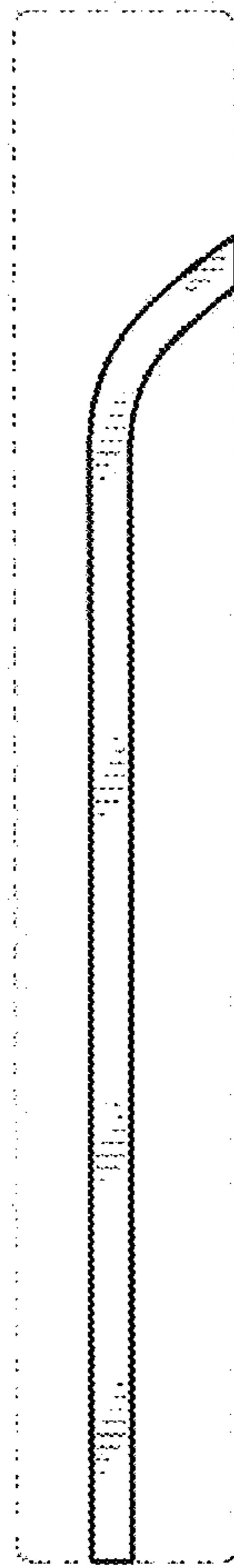


FIG. 2




FIG. 3




FIG. 4




FIG. 5



**FIG. 6**