

US00D762989S

(12) **United States Design Patent**  
**Buckley et al.**

(10) **Patent No.:** **US D762,989 S**

(45) **Date of Patent:** **\*\* Aug. 9, 2016**

(54) **CLEANING BRUSH**

2200/3073; A46B 2200/3093; A46B 2200/40;  
A46B 2200/405

(71) Applicant: **Unger Marketing International, LLC**,  
Bridgeport, CT (US)

See application file for complete search history.

(72) Inventors: **James M. Buckley**, New Hartford, CT  
(US); **William Harrington, Jr.**,  
Charlestown, RI (US); **John A. Triunfo,**  
**Jr.**, Fairfield, CT (US)

(56) **References Cited**

U.S. PATENT DOCUMENTS

D191,711 S \* 11/1961 Polzin et al. .... D32/52  
D295,914 S \* 5/1988 Moss ..... D32/50  
D309,762 S \* 8/1990 Carr ..... D21/678  
D321,230 S \* 10/1991 Leonesio ..... D21/682  
5,134,745 A \* 8/1992 Burns ..... A46B 15/00  
15/210.1

(73) Assignee: **UNGER MARKETING**  
**INTERNATIONAL, LLC**, Bridgeport,  
CT (US)

(Continued)

(\*\*) Term: **14 Years**

OTHER PUBLICATIONS

(21) Appl. No.: **29/504,554**

<http://www.blackanddecker.com/power-tools/262002.aspx> dated  
Oct. 7, 2014, 3 pages.

(22) Filed: **Oct. 7, 2014**

(51) **LOC (10) Cl.** ..... **04-02**

*Primary Examiner* — Susan Moon Lee

(52) **U.S. Cl.**

(74) *Attorney, Agent, or Firm* — Ohlandt, Greeley, Ruggiero  
& Perle, LLP

USPC ..... **D4/133**; D4/132

(58) **Field of Classification Search**

(57) **CLAIM**

The ornamental design for a cleaning brush, as shown and  
described.

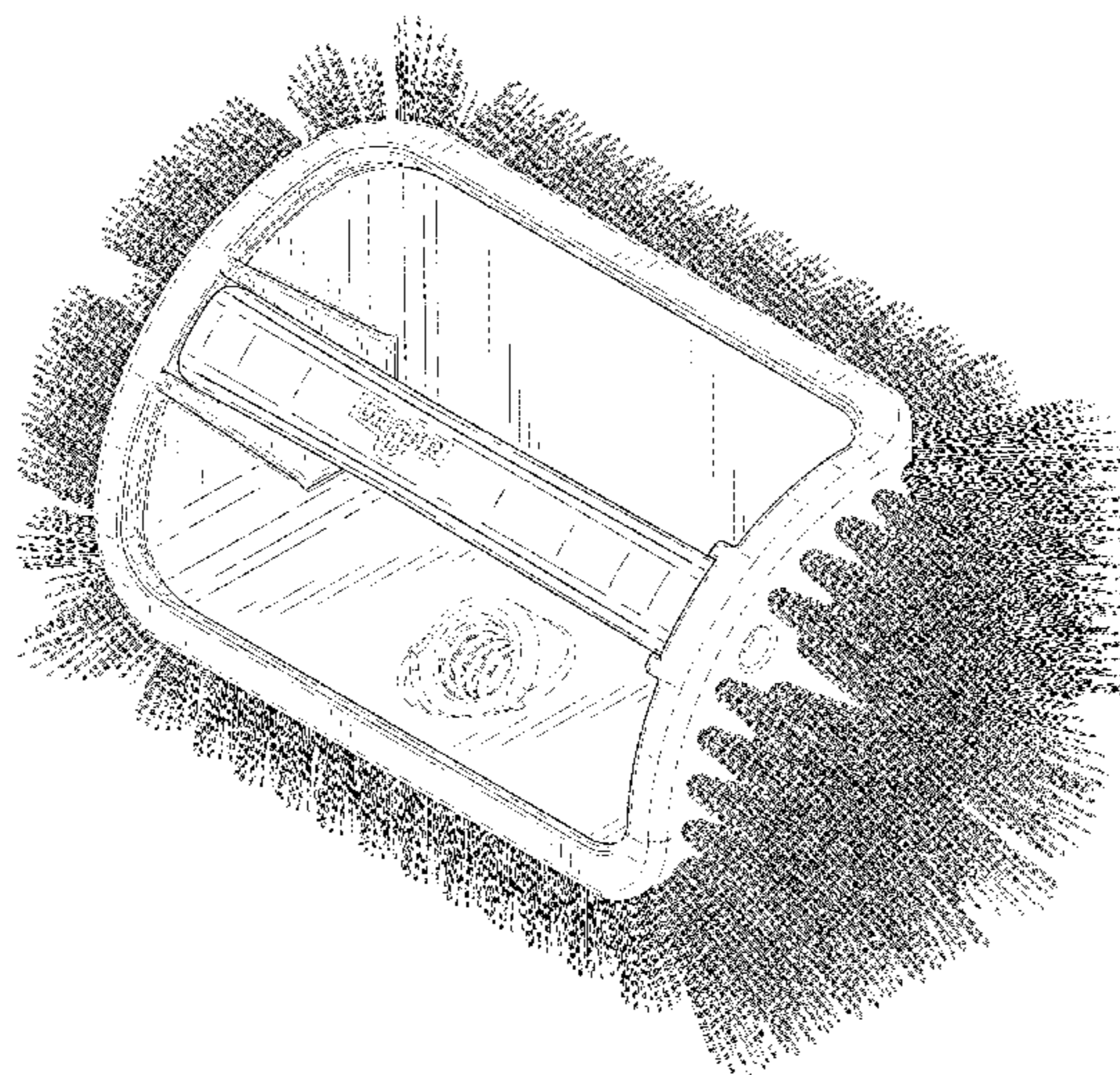
USPC ..... D4/100, 102, 127, 128, 129–137, 199;  
D32/15, 17, 19, 20; 15/1, 1.52, 1.51,  
15/1.7, 21.1, 22.1, 22.2, 97.3, 98, 104.001,  
15/105, 105.52, 106, 145, 146, 159.1, 160,  
15/171, 172, 176.1, 176.2, 176.3, 176.4,  
15/176.5, 176.6, 179, 184, 185, 186, 187,  
15/207.2, 235.7, 246, 249.1, 256.5,  
15/257.01; D21/682

**DESCRIPTION**

FIG. 1 is an isometric view of a cleaning brush according to  
the present disclosure;  
FIG. 2 is a front view of the cleaning brush of FIG. 1;  
FIG. 3 is a right view of the cleaning brush of FIG. 1;  
FIG. 4 is a back view of the cleaning brush of FIG. 1;  
FIG. 5 is a top view of the cleaning brush of FIG. 1;  
FIG. 6 is a left view of the cleaning brush of FIG. 1; and,  
FIG. 7 is a bottom view of the cleaning brush of FIG. 1.  
Broken lines and unshaded portions contained within broken  
lines depict portions of the cleaning brush that are environ-  
mentally illustrative only and form no part of the claimed  
design.

CPC ..... A46B 3/00; A46B 3/22; A46B 5/00;  
A46B 5/0095; A46B 7/00; A46B 7/02;  
A46B 7/04; A46B 7/046; A46B 7/048;  
A46B 9/00; A46B 9/02; A46B 9/025; A46B  
9/026; A46B 9/005; A46B 9/028; A46B  
15/00; A46B 15/0051; A46B 15/0085; A46B  
15/0087; A46B 15/0097; A46B 2200/00;  
A46B 2200/20; A46B 2200/30; A46B  
2200/3026; A46B 2200/3033; A46B  
2200/3046; A46B 2200/306; A46B

**1 Claim, 7 Drawing Sheets**



(56)

**References Cited**

U.S. PATENT DOCUMENTS

D343,880 S *	2/1994	Shelton	.....	D21/678	D620,215 S *	7/2010	Peng	.....	D32/52
D372,945 S *	8/1996	Morgan	.....	D21/682	D746,596 S *	1/2016	Zemel	.....	D4/129
D394,958 S *	6/1998	Polzin	.....	D32/52	2005/0060827 A1*	3/2005	James	.....	A47L 13/42
D578,720 S *	10/2008	Norcorn	.....	D32/52					15/144.2
D602,753 S *	10/2009	McLaughlin	.....	D8/45	2006/0277706 A1*	12/2006	Clark	.....	A47L 1/15
									15/231
					2012/0023696 A1*	2/2012	Huang	.....	A47L 13/253
									15/231

\* cited by examiner

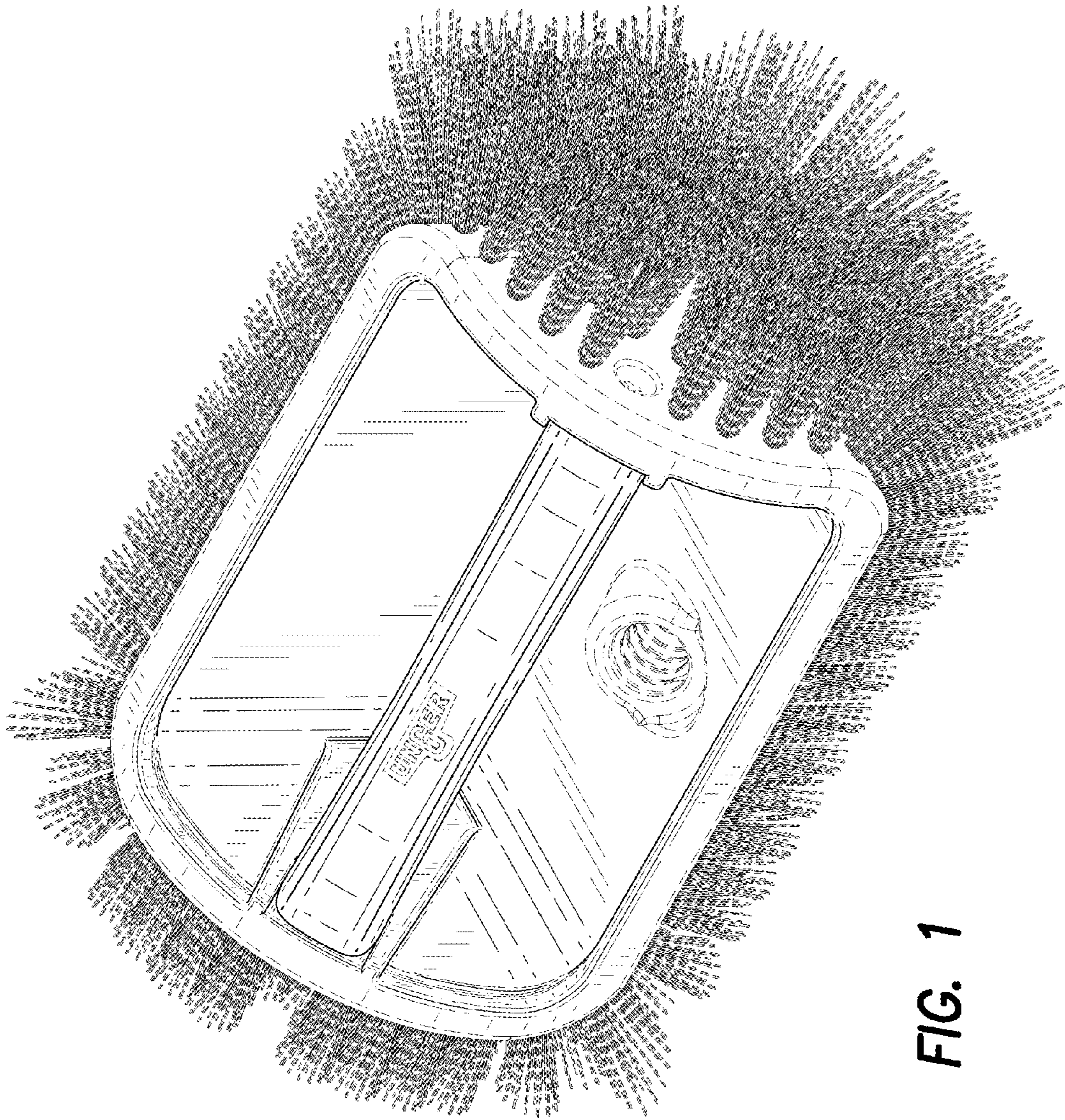


FIG. 1




FIG. 2





FIG. 3



**FIG. 4**




FIG. 5

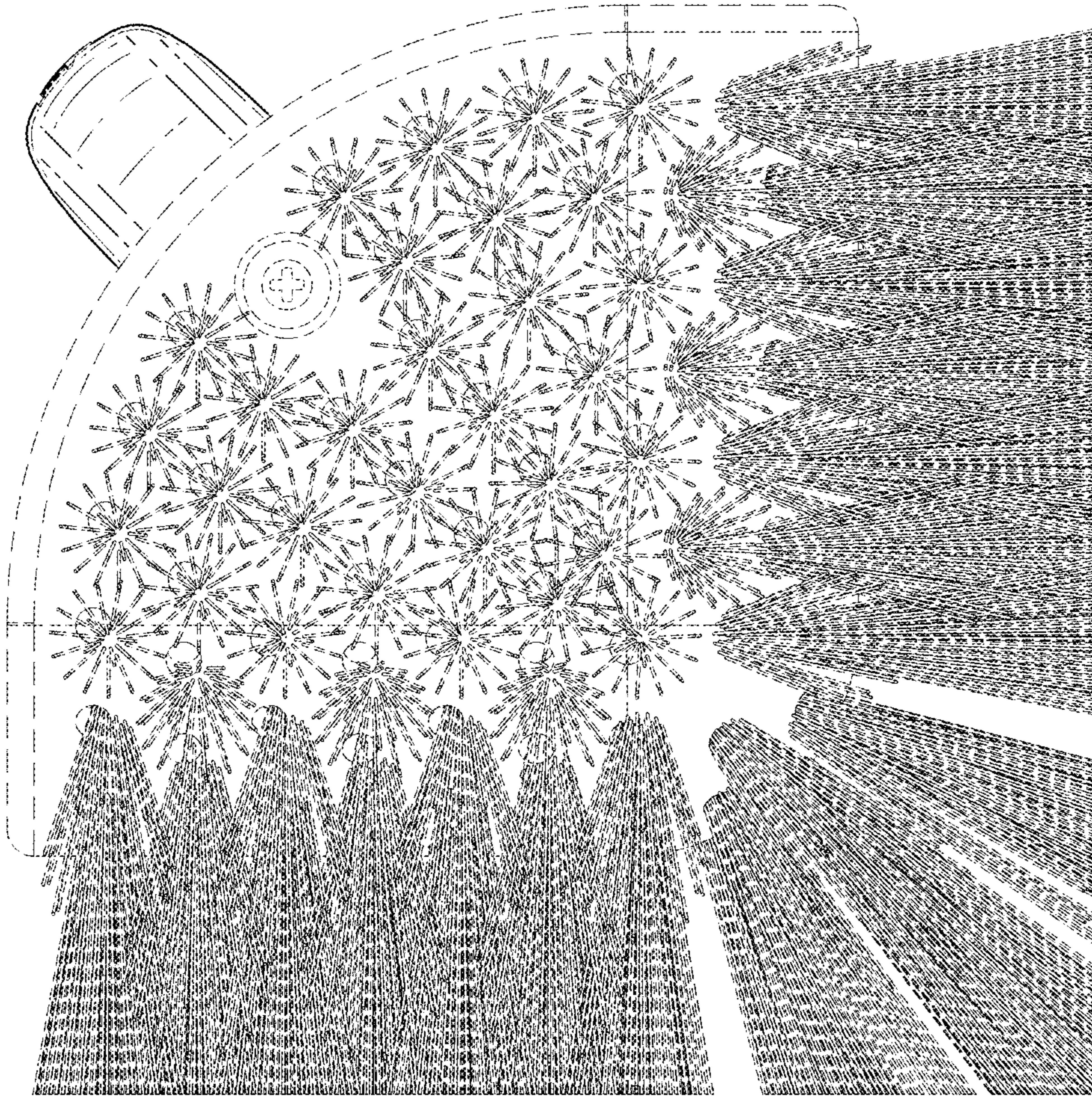


FIG. 6






FIG. 7