



US00D762968S

(12) **United States Design Patent**
Patulski

(10) **Patent No.:** **US D762,968 S**
(45) **Date of Patent:** **** Aug. 9, 2016**

(54) **ACCESSORY MOUNT**

(71) Applicant: **TASER International, Inc.**, Scottsdale, AZ (US)

(72) Inventor: **Nathan A. Patulski**, Scottsdale, AZ (US)

(73) Assignee: **TASER International, Inc.**, Scottsdale, AZ (US)

(**) Term: **15 Years**

(21) Appl. No.: **29/531,029**

(22) Filed: **Jun. 23, 2015**

(51) **LOC (10) Cl.** **03-01**

(52) **U.S. Cl.**
USPC **D3/215**

(58) **Field of Classification Search**
USPC D2/502, 609, 628, 633, 636, 639, 863, D2/864, 895, 976, 999; D5/63; D8/16, 19, D8/26, 37, 330, 350, 353, 354, 364, 366, D8/499; D11/86, 87, 132, 145, 155, 184, D11/210, 215, 218, 228, 236, 237, 238; D14/168, 203.5, 209, 224, 238, 511; D16/136, 200, 202, 203, 208, 219-220, D16/235, 237-245, 250; D29/101.3, 103, D29/129, 130; 2/244, 246, 249, 250, 312; 16/227, 232, 420, 427; D10/121; D13/152; D3/215, 218, 219, 228, 245, D3/266, 314
CPC G02B 7/10; G02B 7/28; G03B 15/03; G03B 15/05; G03B 17/00; G03B 17/02; G03B 17/56; G03B 35/08; H04N 5/225; H04N 7/18; G06F 1/163; H04W 88/02; H04M 1/00; A45F 5/00; A45F 5/02; A45F 3/00; A45F 3/14; A41D 1/00
See application file for complete search history.

(56) **References Cited**

U.S. PATENT DOCUMENTS

19,832 A * 4/1858 Cox A41D 27/20
2/249
D28,533 S * 5/1898 Schuyler D11/218

(Continued)

OTHER PUBLICATIONS

“Carlsbad police to test body-worn cameras.” Feb. 29, 2016. Seaside Courier. http://www.seasidecourier.com/news/carlsbad-police-to-test-body-worn-cameras/article_7183eea4-df29-11e5-9c17-1bf6e7eac084.html.*

(Continued)

Primary Examiner — Manpreet Matharu

Assistant Examiner — Suzanne Tisdell

(74) *Attorney, Agent, or Firm* — Lawrence Letham

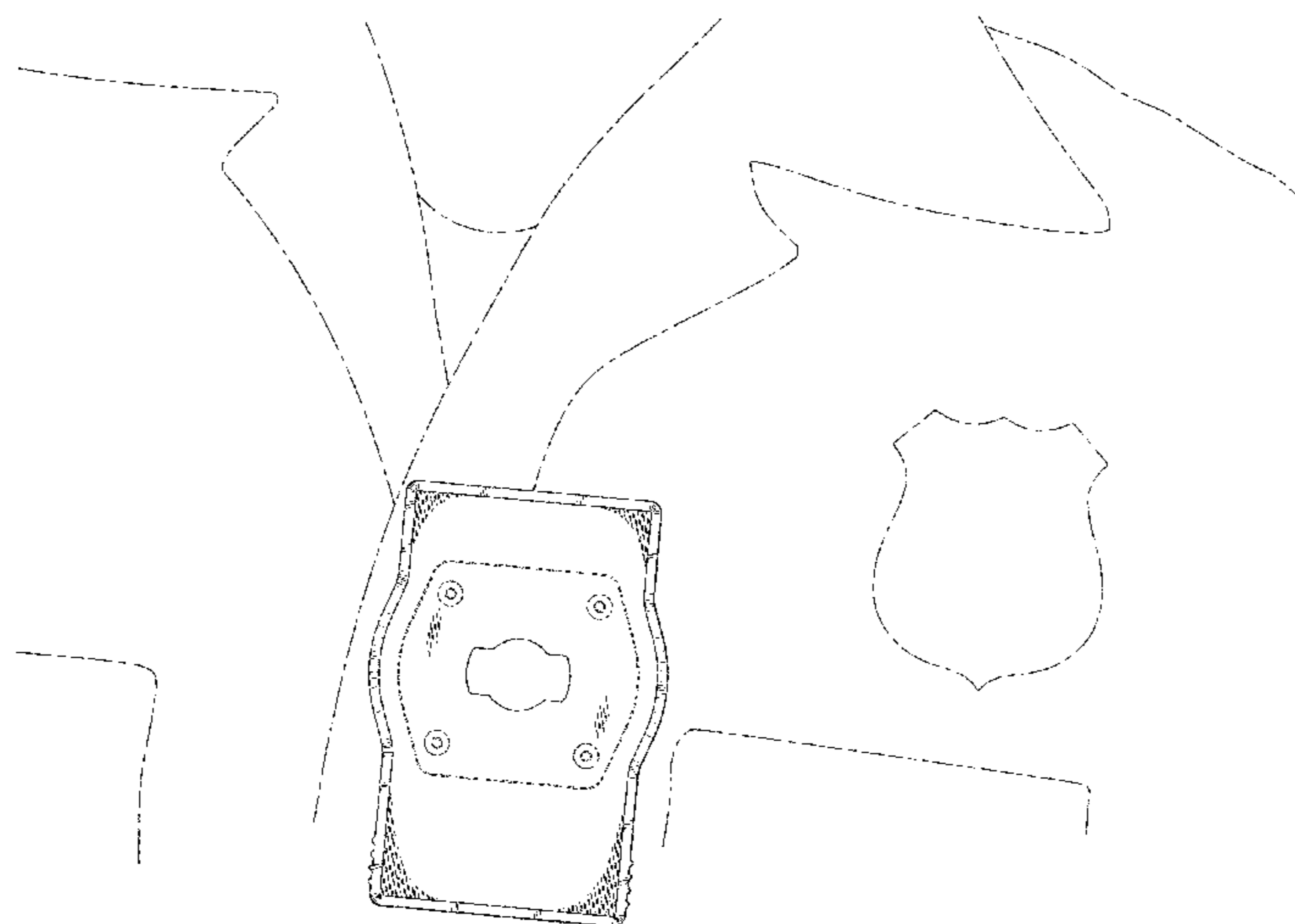
(57) **CLAIM**

The ornamental design for an accessory mount, as shown and described.

DESCRIPTION

FIG. 1 is an environmental view of an accessory mount according to my new design;
FIG. 2 is a left front isometric view of the accessory mount shown in FIG. 1;
FIG. 3 is a left rear isometric view of the accessory mount shown in FIG. 1;
FIG. 4 is a front view of the accessory mount shown in FIG. 1;
FIG. 5 is a rear view of the accessory mount shown in FIG. 1;
FIG. 6 is a top view of the accessory mount shown in FIG. 1;
FIG. 7 is a bottom view of the accessory mount shown in FIG. 1;
FIG. 8 is a left side view of the accessory mount shown in FIG. 1; and,
FIG. 9 is a right side view of the accessory mount shown in FIG. 1.
The broken lines show portions of the accessory mount that form no part of the claimed design.

1 Claim, 7 Drawing Sheets



(56)

References Cited

U.S. PATENT DOCUMENTS

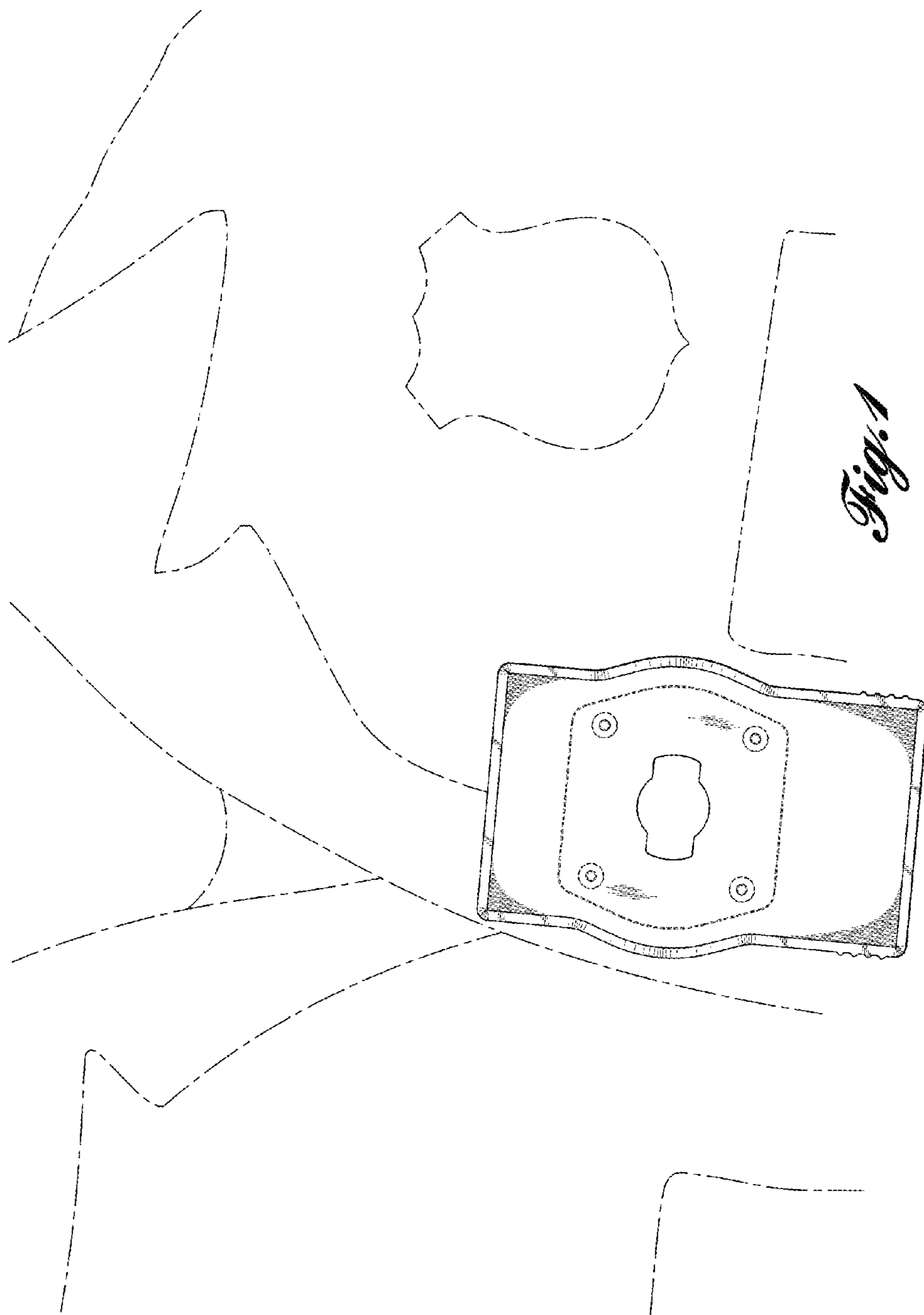
D179,659 S * 2/1957 Cook D8/353
 D214,590 S * 7/1969 Gordon D8/354
 D241,809 S * 10/1976 Mellyn D8/353
 D504,564 S * 5/2005 Robertson, Jr. D3/218
 D534,904 S * 1/2007 Crawford D14/238
 D536,237 S * 2/2007 Smith D8/353
 D553,352 S * 10/2007 Allen D3/218
 D582,465 S * 12/2008 Nakajima D16/202
 D582,894 S * 12/2008 Richter D14/217
 D611,799 S * 3/2010 Harris D8/353
 D641,974 S * 7/2011 Stampfli D3/218
 D643,701 S * 8/2011 Weber D8/353
 D649,347 S * 11/2011 Smith D3/218
 D652,411 S * 1/2012 Crawford D14/238
 D654,064 S * 2/2012 Sergi D14/238
 D657,137 S * 4/2012 Weller D3/218
 D658,040 S * 4/2012 Ghatikar D8/354
 D662,960 S * 7/2012 Krieter D16/203
 D663,115 S * 7/2012 Hansen D3/228
 D672,139 S * 12/2012 Liu D3/228
 D675,014 S * 1/2013 Adelman D3/218
 D709,690 S * 7/2014 Zhang D3/218
 D726,413 S * 4/2015 Shalon D3/265

D732,375 S * 6/2015 Questel D8/353
 D737,362 S * 8/2015 Chang D16/237
 D737,363 S * 8/2015 Russell D16/208
 D745,817 S * 12/2015 Amash D3/313
 D752,342 S * 3/2016 Woods D3/219
 2013/0256484 A1 * 10/2013 Kessler G03B 17/561
 248/224.7
 2014/0028243 A1 * 1/2014 Rayner G06F 1/163
 320/103
 2014/0165757 A1 * 6/2014 Lutz G03B 17/561
 74/412 R
 2015/0236447 A1 * 8/2015 Nakajima G03B 17/56
 403/322.4
 2016/0021341 A1 * 1/2016 Lee G03B 15/05
 348/143

OTHER PUBLICATIONS

“Body Camera Accessories” Accessed: Mar. 21, 2016. Taser International. <https://www.taser.com/products/on-officer-video/accessories>.
 “Taser Axon Body 2 Camera User Manual” Accessed Mar. 21, 2016. Taser International. https://prismic-io.s3.amazonaws.com/tasr%2F435edc07-dbf-4630-8379-5bd866562b62_axon-body-2-manual-mm0057.pdf.

* cited by examiner



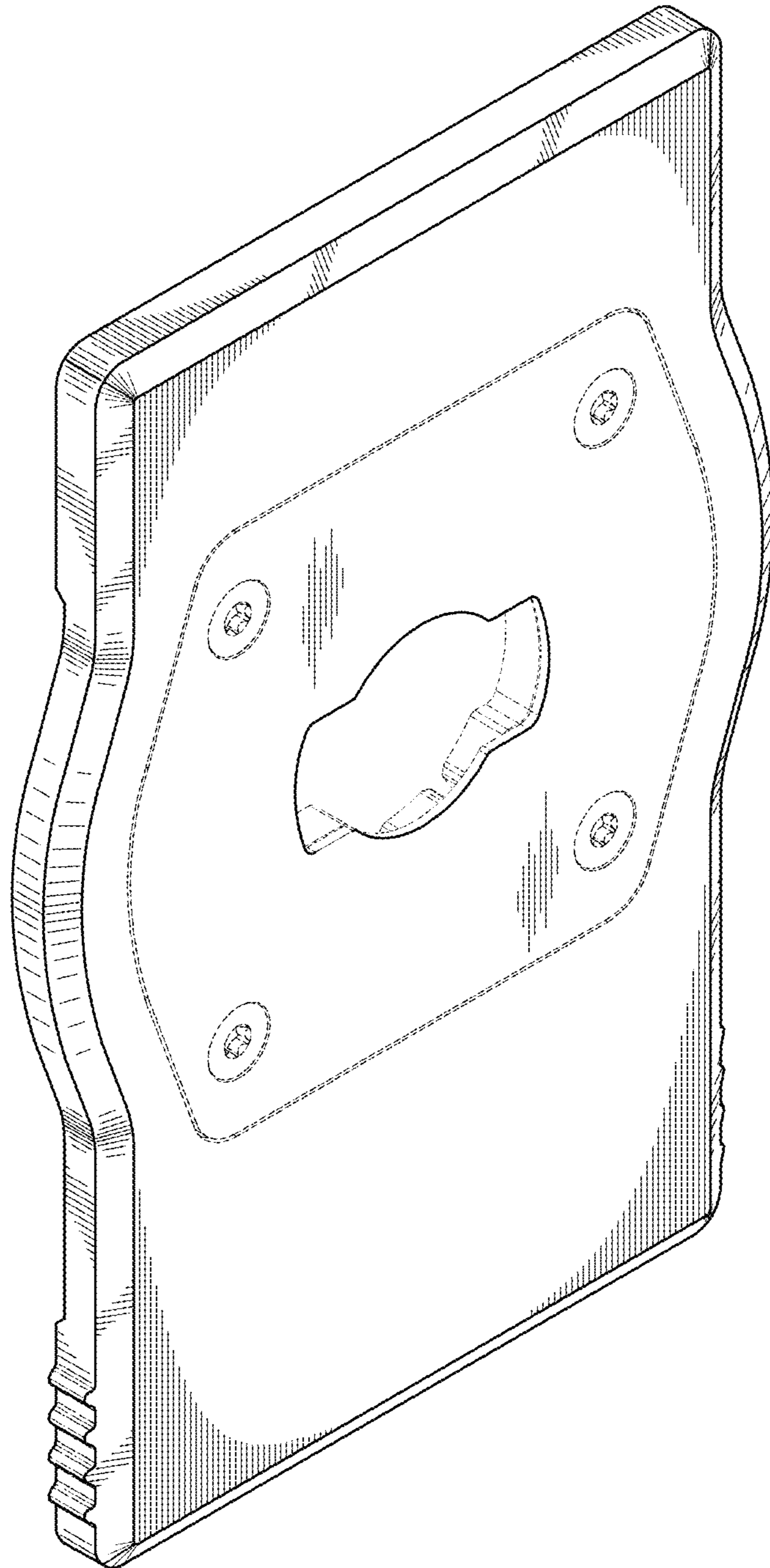


Fig. 2

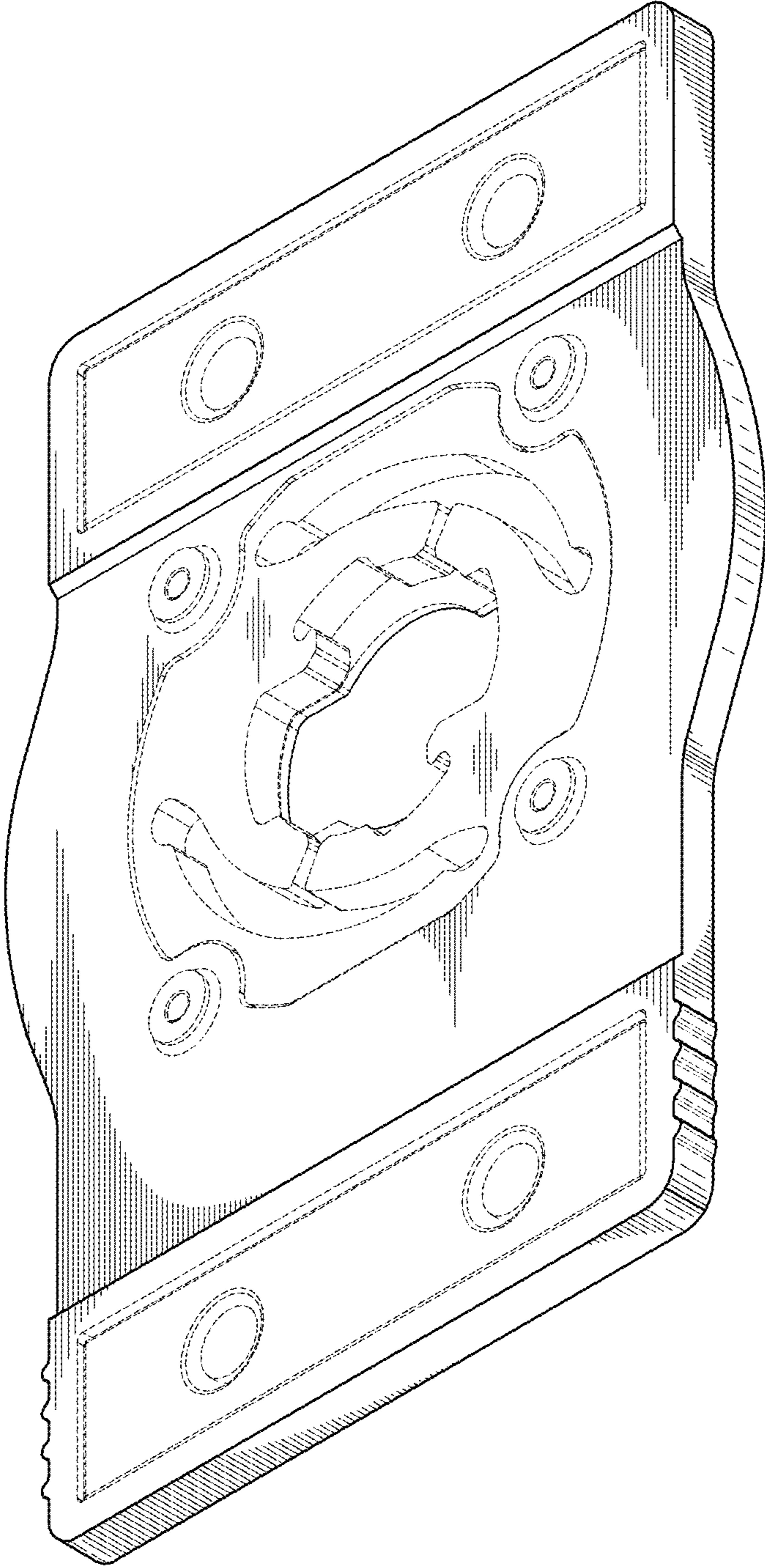


Fig. 3

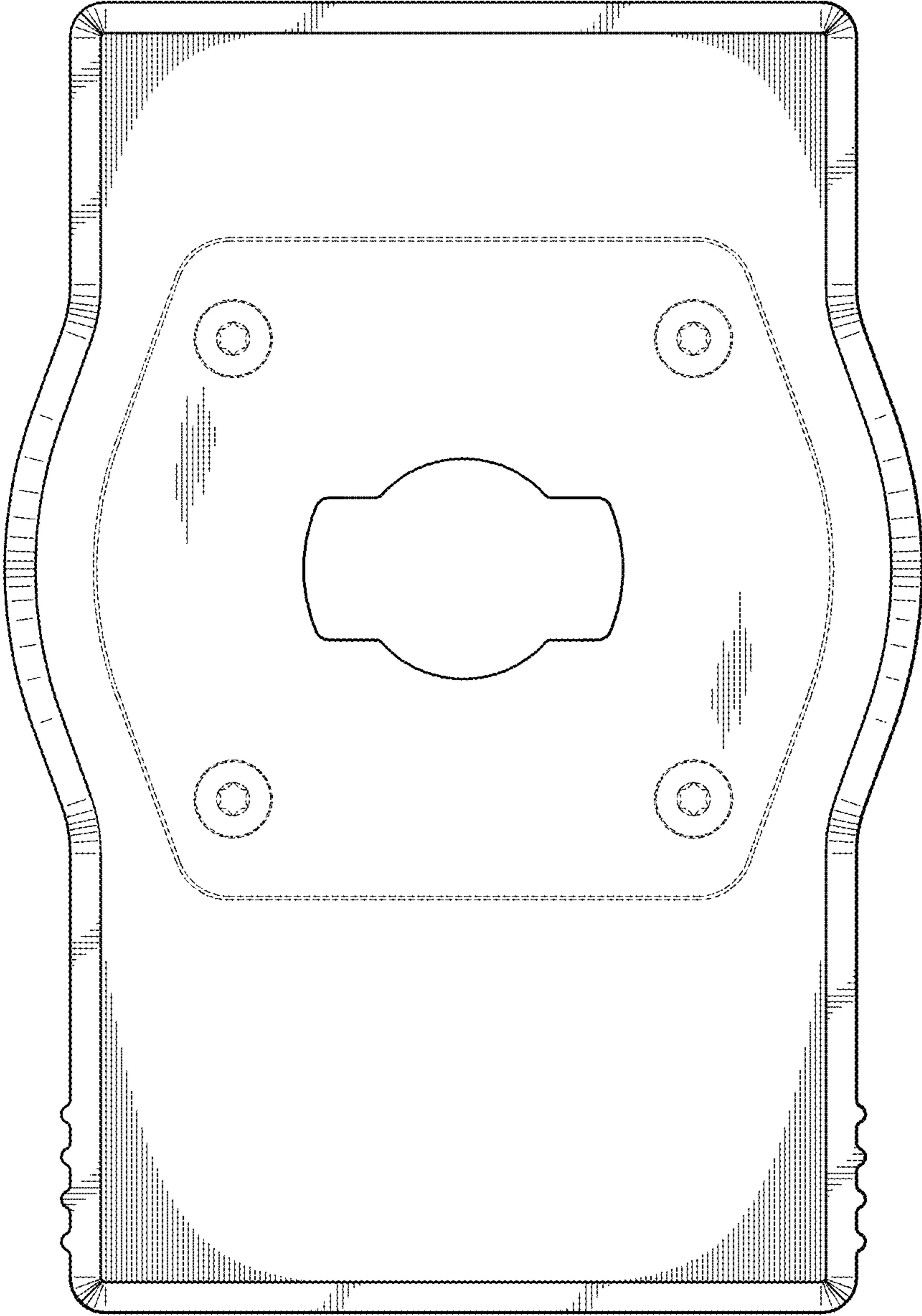


Fig. 4

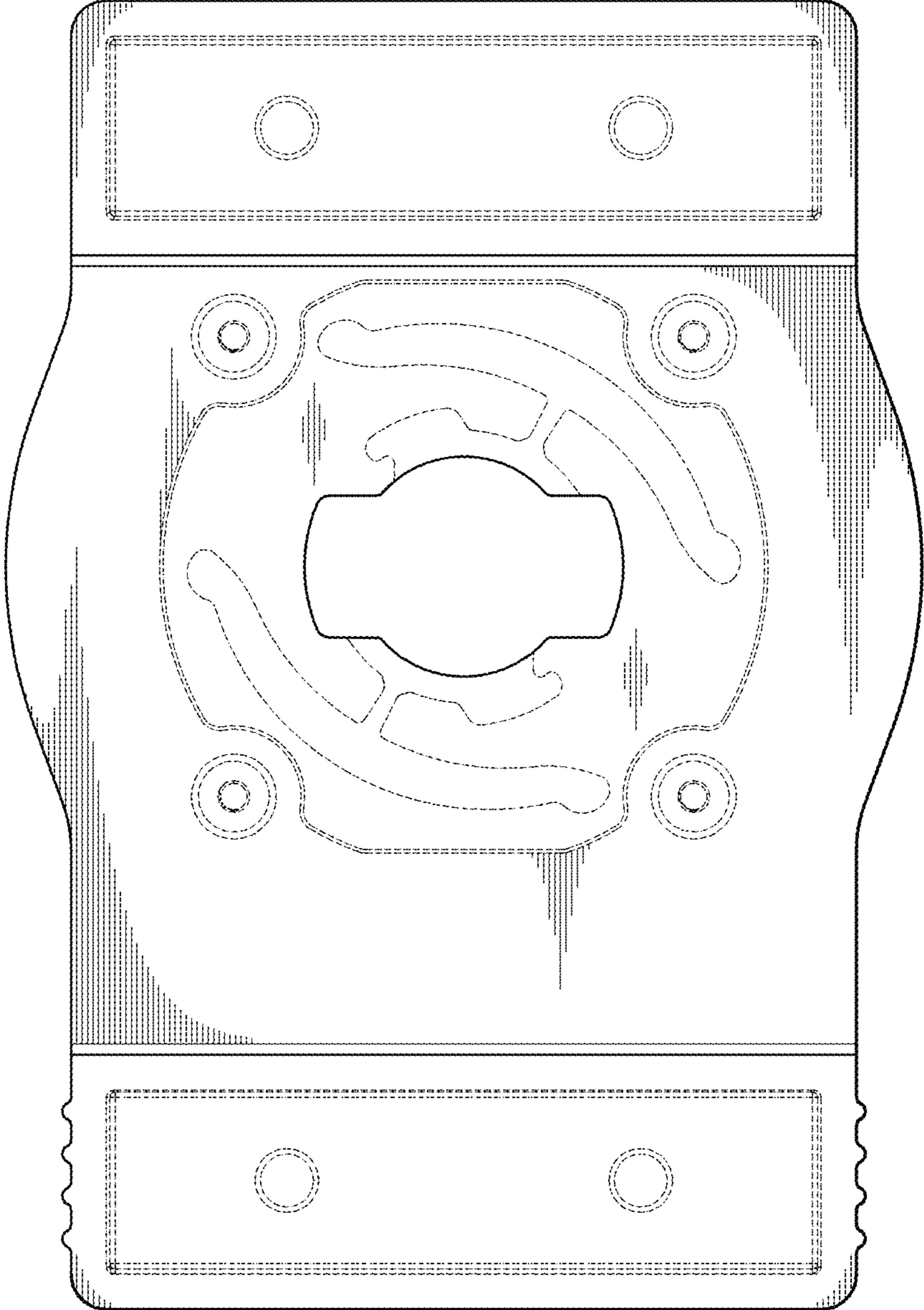


Fig. 5



Fig. 6

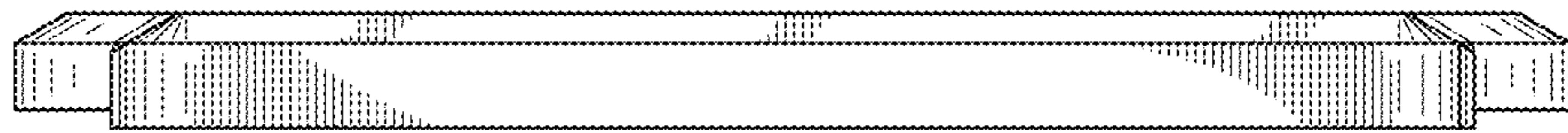


Fig. 7



Fig. 8

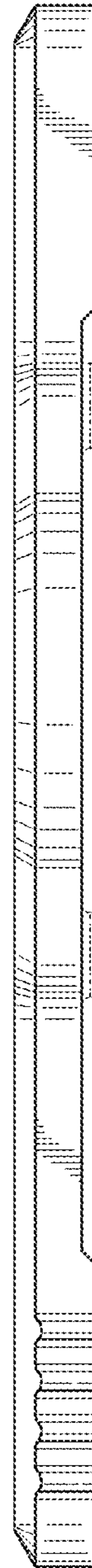


Fig. 9