



US00D762966S

(12) **United States Design Patent**
Miner

(10) **Patent No.:** **US D762,966 S**

(45) **Date of Patent:** **** Aug. 9, 2016**

(54) **SHOE UPPER**

(71) Applicant: **NIKE, Inc.**, Beaverton, OR (US)

(72) Inventor: **Mark C. Miner**, Portland, OR (US)

(73) Assignee: **NIKE, Inc.**, Beaverton, OR (US)

(**) Term: **14 Years**

(21) Appl. No.: **29/517,544**

(22) Filed: **Feb. 13, 2015**

(51) **LOC (10) Cl.** **02-99**

(52) **U.S. Cl.**
USPC **D2/973**

(58) **Field of Classification Search**
USPC D2/902, 906-908, 944, 969, 972-974
CPC .. A43B 13/181; A43B 13/141; A43B 13/186;
A43B 13/188; A43B 23/00; A43B 23/02;
A43B 5/00; A43B 23/26; A43B 1/04; A43B
11/14; A43B 7/00; A43C 1/00; A43C 11/00
See application file for complete search history.

(56) **References Cited**

U.S. PATENT DOCUMENTS

D132,351 S *	5/1942	Boothby	D2/973
D383,289 S *	9/1997	Greene	D2/972
D384,800 S *	10/1997	Rask	D2/972
D384,802 S *	10/1997	Avar	D2/972
D485,430 S *	1/2004	McDowell	D2/972
D498,909 S *	11/2004	Patt	D2/972
D596,389 S	7/2009	Avar		
D666,404 S	9/2012	Shaffer		
D667,211 S	9/2012	Shaffer		
D667,625 S	9/2012	Shaffer		
D667,626 S	9/2012	Shaffer		
D667,627 S	9/2012	Shaffer		
D668,031 S	10/2012	Shaffer		
D668,032 S	10/2012	Shaffer		
D668,033 S	10/2012	Shaffer		

D668,034 S	10/2012	Shaffer		
D668,035 S	10/2012	Shaffer		
D672,135 S	12/2012	Williams, Jr.		
D692,224 S	10/2013	Fogg		
D694,512 S	12/2013	James		
D694,516 S *	12/2013	Anceresi	D2/973
D700,423 S	3/2014	Martin		
D700,426 S	3/2014	Ho et al.		
D700,429 S *	3/2014	Miner	D2/973
D707,027 S	6/2014	Shaffer		
D707,028 S	6/2014	Parker et al.		
D707,032 S	6/2014	Martin		
D707,033 S	6/2014	Shaffer		
D707,440 S	6/2014	Chang		
D707,955 S	7/2014	Petrie		
D710,591 S	8/2014	Mervar		
D716,039 S	10/2014	Mueller		
D718,040 S *	11/2014	Miner	D2/973
D731,163 S *	6/2015	Williams, Jr.	D2/972
D735,462 S *	8/2015	Pauk	D2/972
D737,042 S *	8/2015	Thornhill	D2/973

* cited by examiner

Primary Examiner — Dominic Simone
(74) *Attorney, Agent, or Firm* — Banner & Witcoff, Ltd.

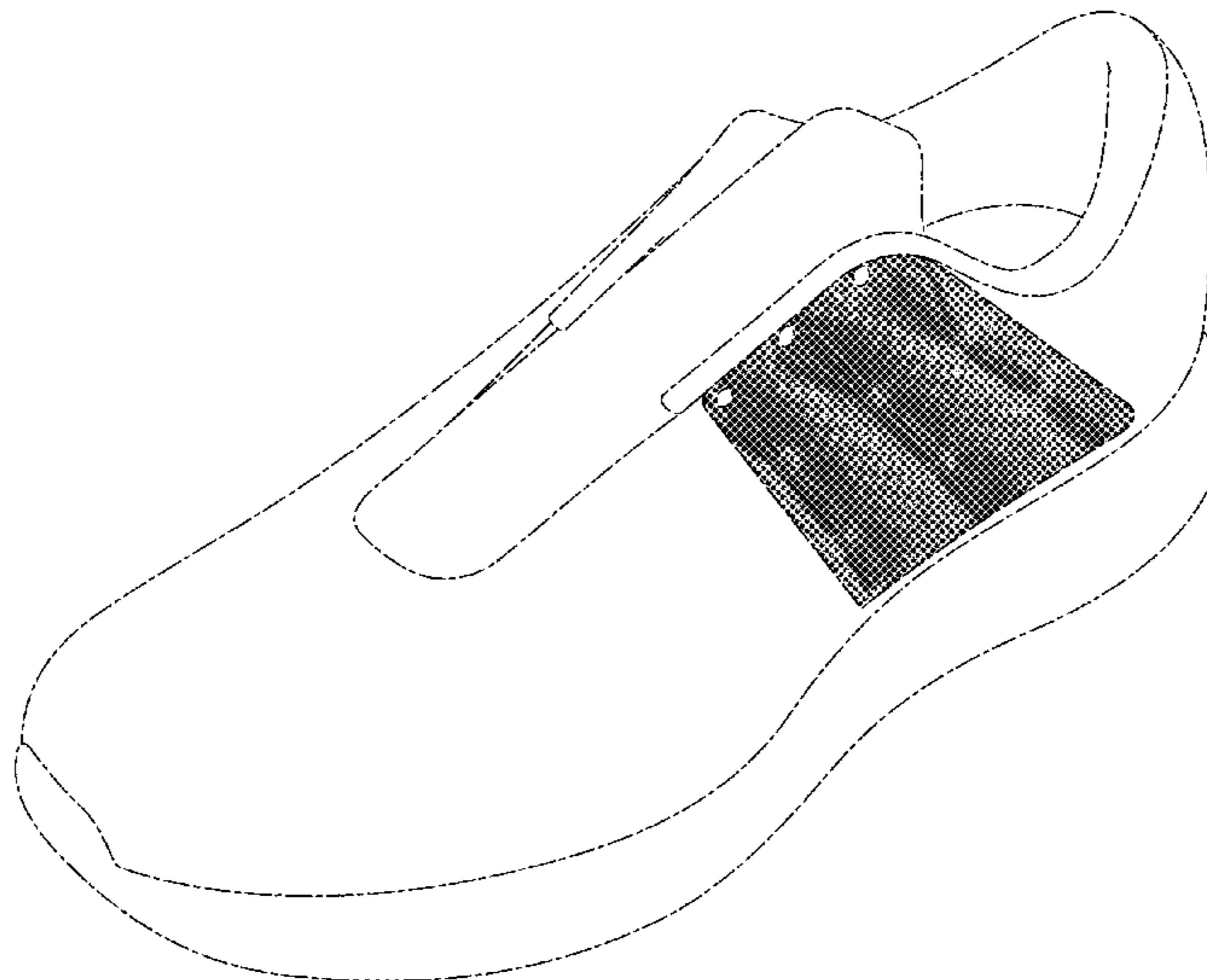
(57) **CLAIM**

The ornamental design for a shoe upper, as shown and described.

DESCRIPTION

FIG. 1 is a front perspective view of a shoe upper showing my new design;
FIG. 2 is a side view thereof; and,
FIG. 3 is a rear perspective view thereof.
The photographic area is claimed. The broken lines immediately adjacent to the photographic area represent unclaimed boundaries of the design. The broken lines showing the remainder of the shoe are for environmental purposes only and form no part of the claimed design.

1 Claim, 3 Drawing Sheets



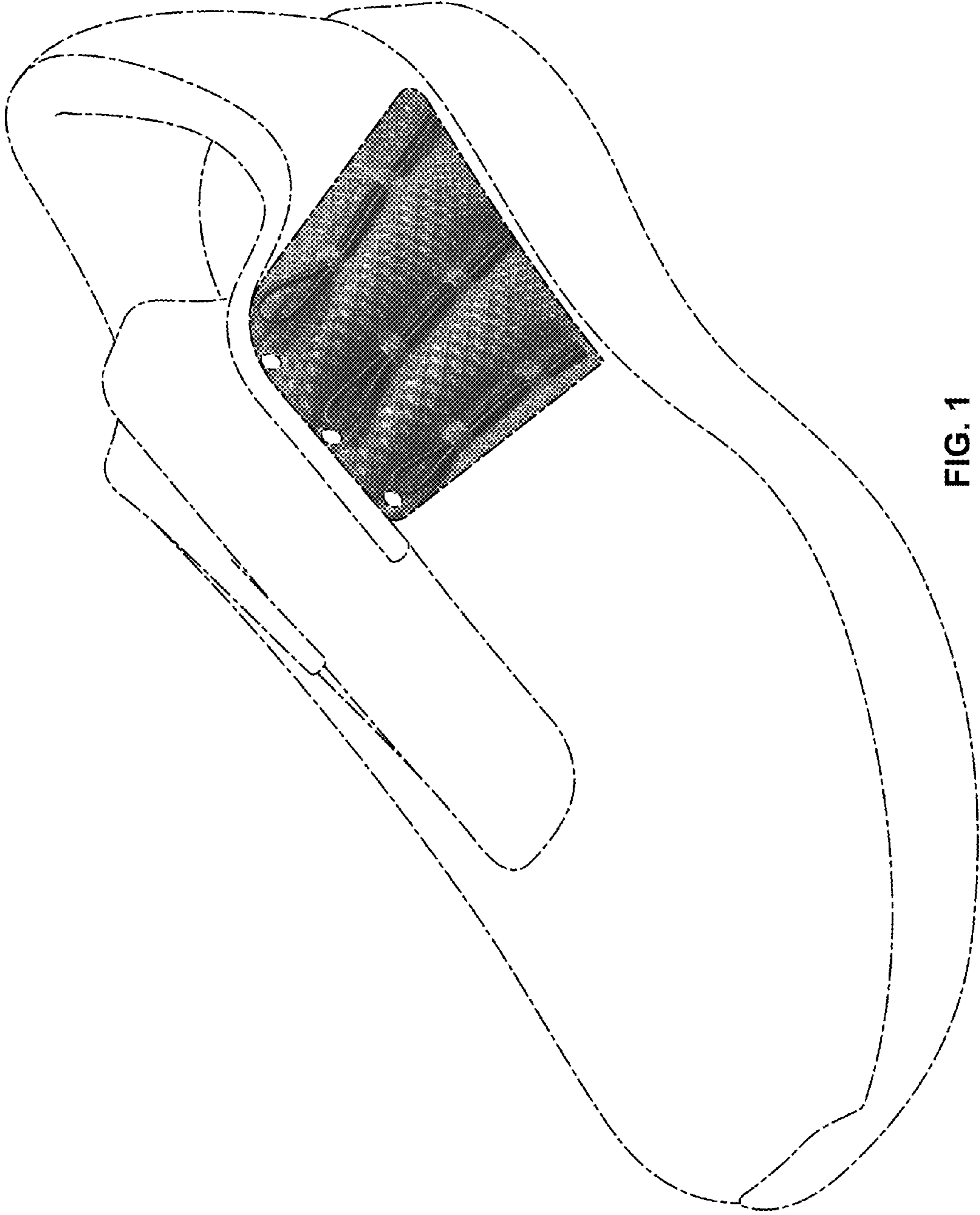


FIG. 1

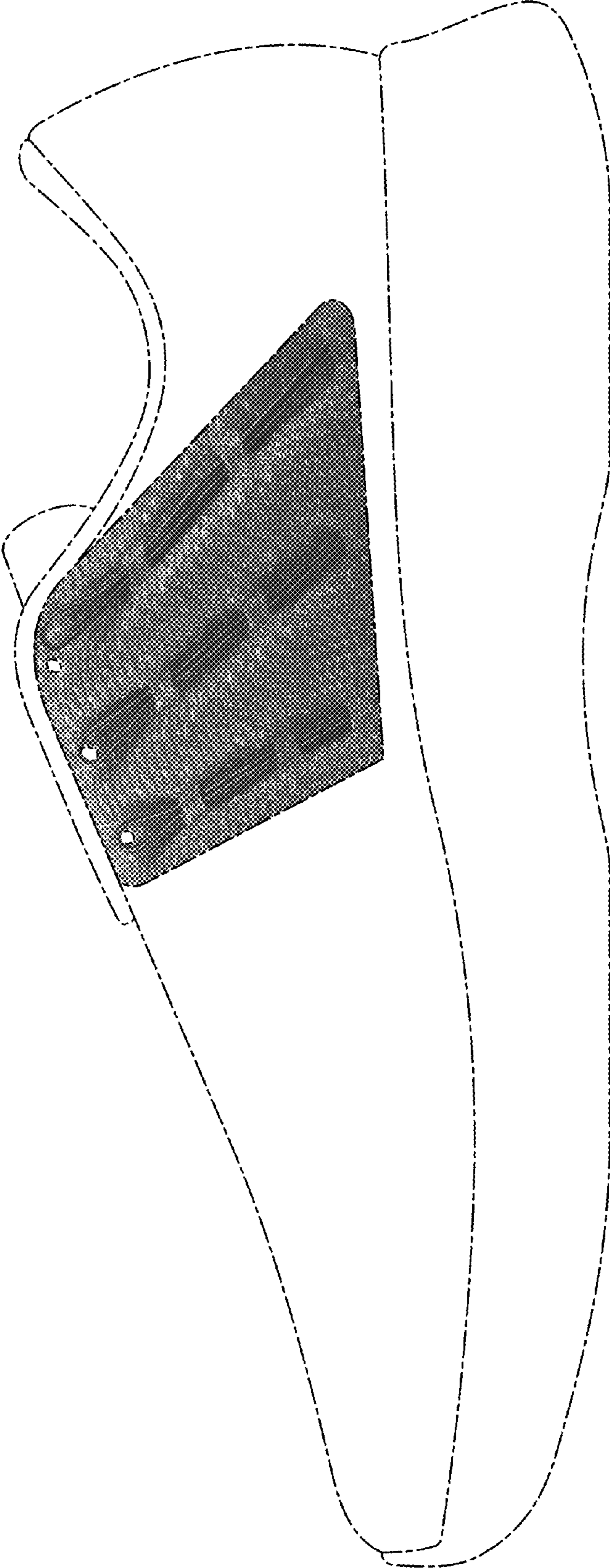


FIG. 2

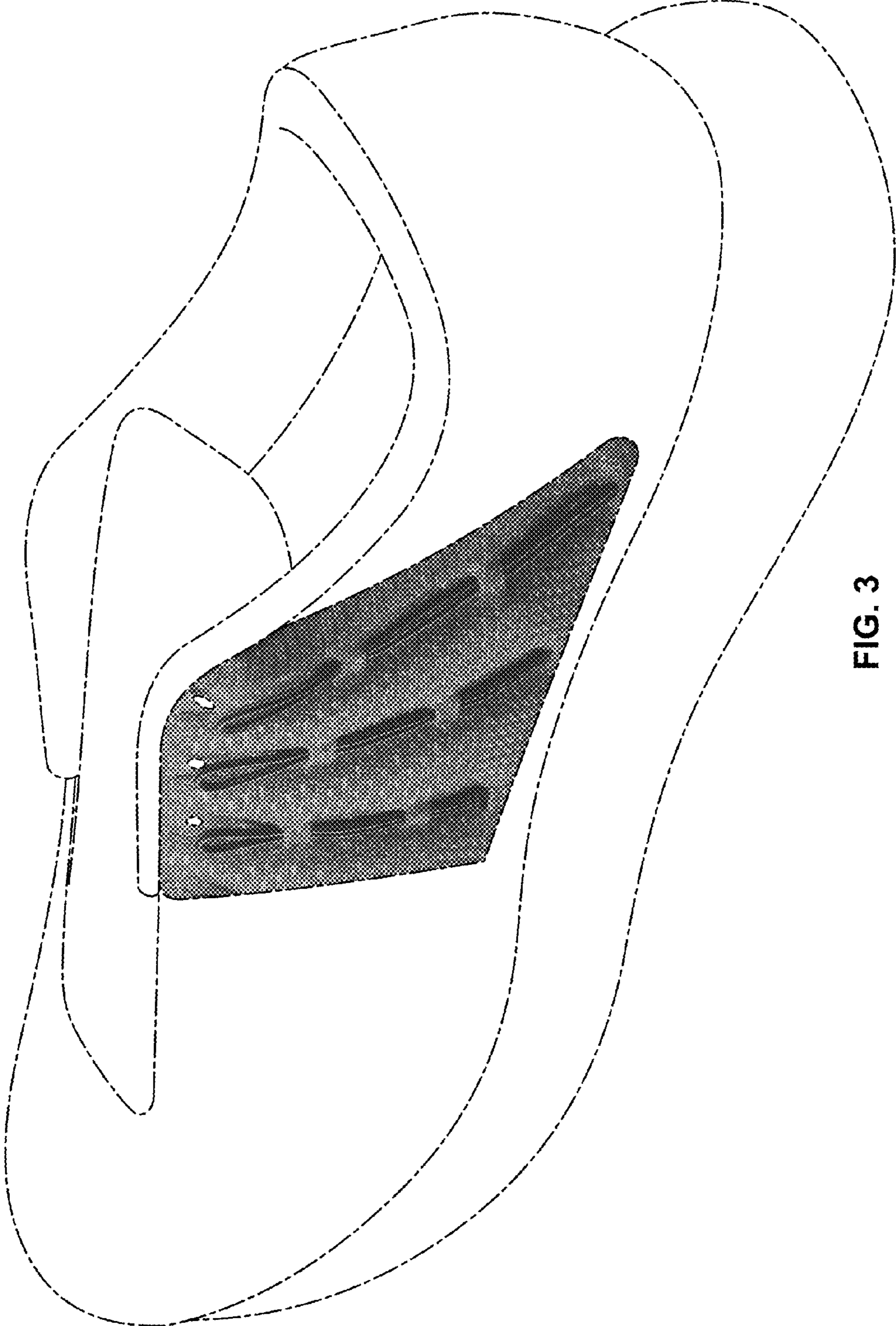


FIG. 3