



US00D762964S

(12) **United States Design Patent**
Nyssen

(10) **Patent No.:** **US D762,964 S**
(45) **Date of Patent:** **** Aug. 9, 2016**

- (54) **SHOE ELEMENT**
- (71) Applicant: **New Balance Athletic Shoe, Inc.**,
Lawrence, MA (US)
- (72) Inventor: **Andrew James Nyssen**, Atkinson, NH
(US)
- (73) Assignee: **New Balance Athletics, Inc.**, Boston,
MA (US)
- (**) Term: **14 Years**
- (21) Appl. No.: **29/521,356**
- (22) Filed: **Mar. 23, 2015**
- (51) **LOC (10) Cl.** **02-99**
- (52) **U.S. Cl.**
USPC **D2/972**
- (58) **Field of Classification Search**
USPC D2/902, 906-908, 944, 969, 971-974,
D2/978
CPC .. A43B 13/181; A43B 13/141; A43B 13/186;
A43B 13/188; A43B 23/00; A43B 23/02;
A43B 5/00; A43B 23/26; A43B 1/04; A43B
11/14; A43B 7/00; A43C 1/00; A43C 11/00
See application file for complete search history.

D391,065 S	2/1998	Kuerbis	
6,381,877 B2	5/2002	Filice	
D502,799 S *	3/2005	Matis	D2/969
D503,525 S *	4/2005	Matis	D2/969
D513,554 S *	1/2006	Matis	D2/969
D514,784 S *	2/2006	Matis	D2/969
7,003,900 B2	2/2006	Trommer	
D516,783 S	3/2006	Chu	
D519,720 S	5/2006	Lin	
D519,724 S *	5/2006	Matis	D2/969
D523,217 S *	6/2006	Matis	D2/969
D549,947 S	9/2007	Huthmaker	
D554,340 S	11/2007	Portzline	
7,353,625 B2	4/2008	Ellis et al.	
7,409,780 B2	8/2008	Marvin et al.	
D579,649 S *	11/2008	McDowell	D2/970
7,712,230 B2	5/2010	Nakano	
D692,217 S *	10/2013	Fogg	D2/947
D699,929 S	2/2014	Restrepo et al.	
D713,625 S *	9/2014	Raasch	D2/947
D713,626 S *	9/2014	Raasch	D2/947
D737,040 S *	8/2015	Pauk	D2/972

* cited by examiner

Primary Examiner — Dominic Simone
(74) *Attorney, Agent, or Firm* — Goodwin Procter LLP

(57) **CLAIM**
The ornamental design for a shoe element, as shown and described.

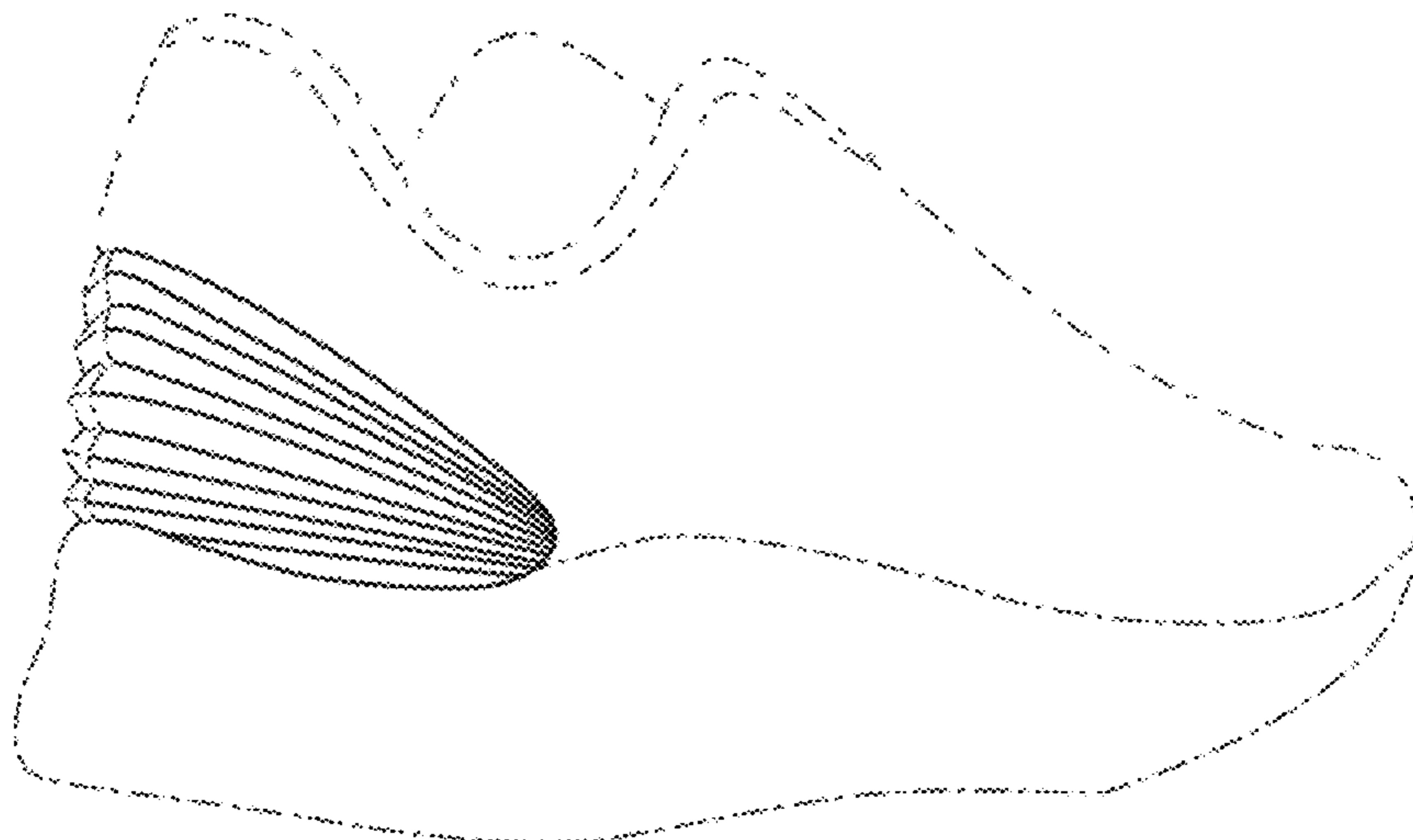
(56) **References Cited**
U.S. PATENT DOCUMENTS

3,419,974 A	1/1969	Lange	
3,535,800 A	10/1970	Stohr	
D253,137 S *	10/1979	Foldes	D2/908
D263,643 S *	4/1982	Vernonet	D2/908
D265,144 S	6/1982	Vernonet	
D265,435 S	7/1982	Vernonet	
D266,285 S *	9/1982	Vernonet	D2/908
5,498,033 A	3/1996	Hoshizaki et al.	

DESCRIPTION

FIG. 1 is a side view of the shoe element;
FIG. 2 is a rear perspective view of the shoe element; and,
FIG. 3 is a rear view of the shoe element.
A shoe element is shown in FIGS. 1-3. The broken lines showing the remainder of the shoe are for environmental purposes only and form no part of the claimed design.

1 Claim, 3 Drawing Sheets



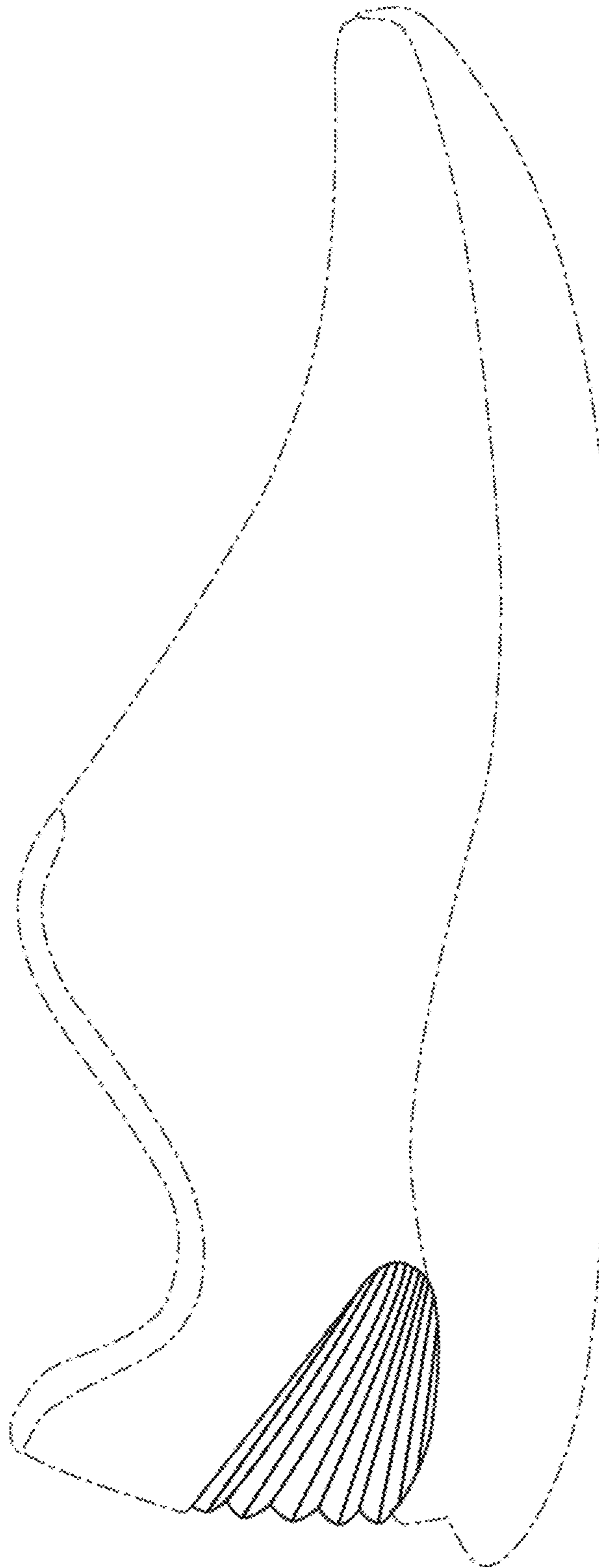


FIG. 1

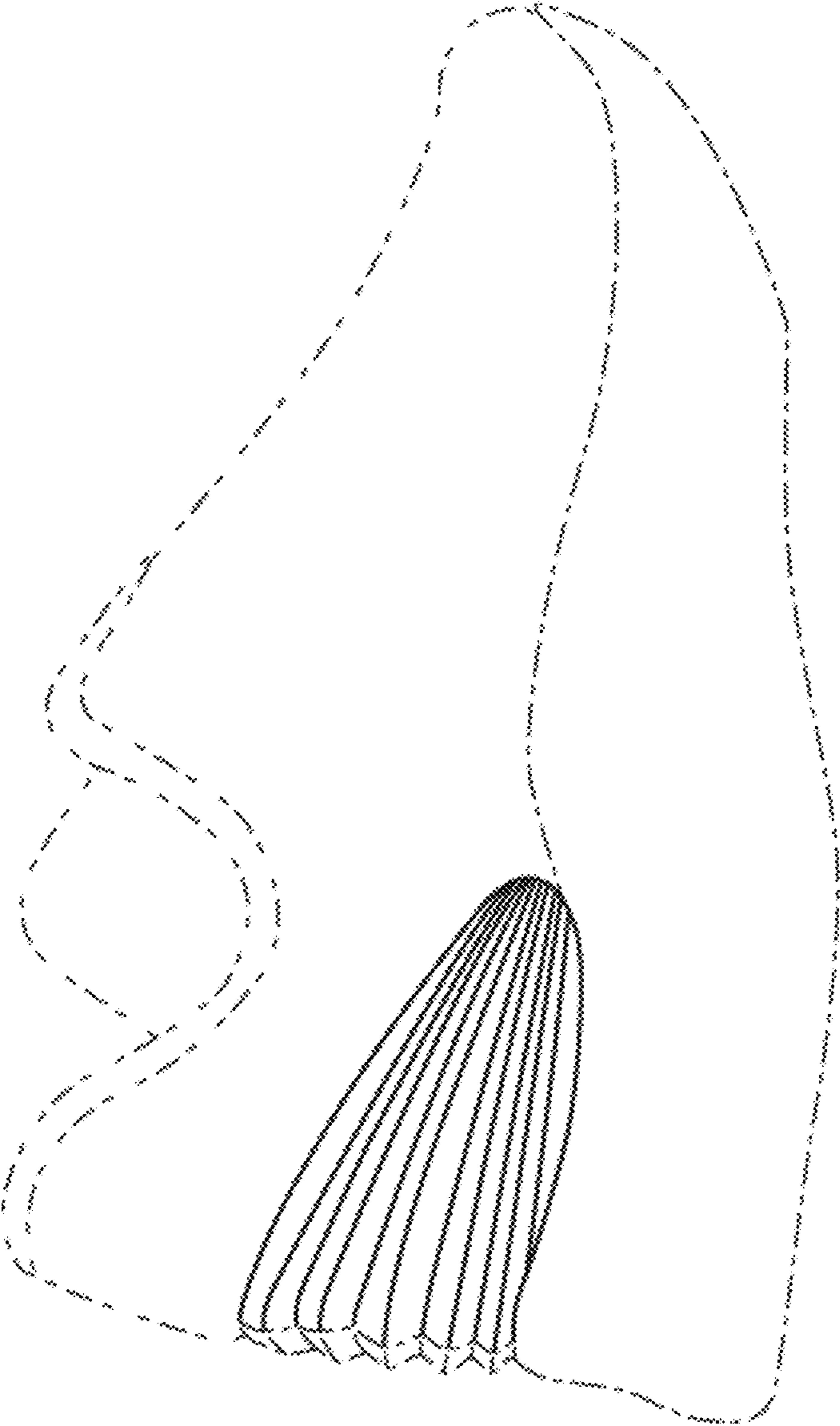


FIG. 2

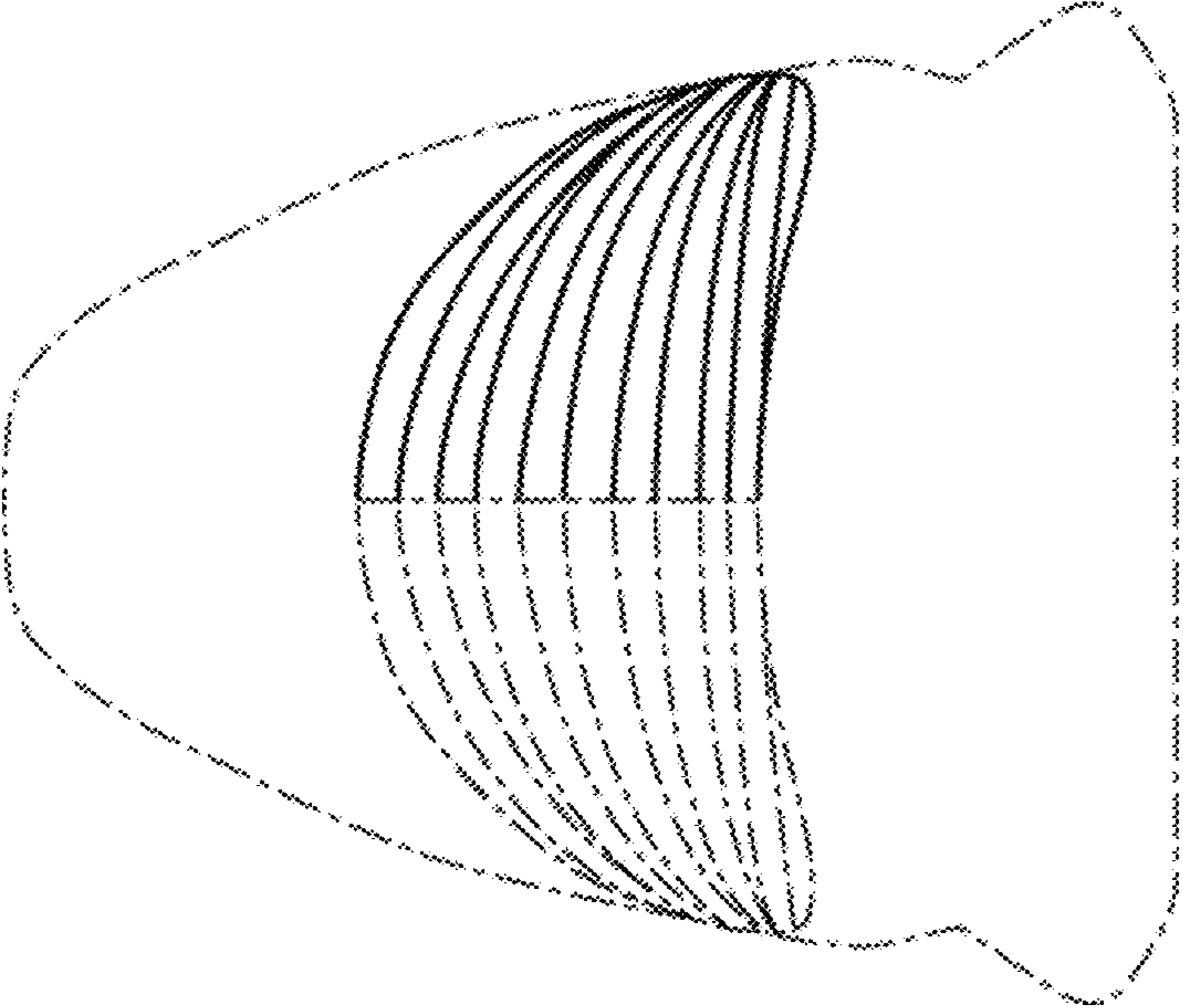


FIG. 3