



US00D762958S

(12) **United States Design Patent**
Sars

(10) **Patent No.:** **US D762,958 S**

(45) **Date of Patent:** **** Aug. 9, 2016**

(54) **SOLE FOR FOOTWEAR**

(71) Applicant: **ECCO SKO A/S**, Bredebro (DK)

(72) Inventor: **Jeroen Sars**, Waalre (NL)

(73) Assignee: **ECCO SKO A/S**, Bredebro (DK)

(**) Term: **14 Years**

(21) Appl. No.: **29/515,968**

(22) Filed: **Jan. 28, 2015**

(30) **Foreign Application Priority Data**

Jul. 30, 2014 (EM) 002511501-0020

(51) **LOC (10) Cl.** **02-04**

(52) **U.S. Cl.**

USPC **D2/960**; D2/951; D2/953

(58) **Field of Classification Search**

USPC D2/902, 906, 908, 916, 918, 925,
D2/946-962, 977; 36/3 B, 22 R, 24.5, 25 R,
36/28, 32 R, 34 R, 59 C, 67 A, 103

CPC A43B 13/00; A43B 13/02; A43B 13/023;
A43B 13/026; A43B 13/04; A43B 13/08;
A43B 13/10; A43B 13/12; A43B 13/14;
A43B 13/141; A43B 13/143; A43B 13/16;
A43B 13/18; A43B 13/181; A43B 13/187;
A43B 13/189; A43B 13/20; A43B 13/22;
A43B 13/223; A43B 13/24; A43B 13/28;
A43B 13/30; A43B 13/32; A43B 13/34;
A43B 13/36

See application file for complete search history.

(56) **References Cited**

U.S. PATENT DOCUMENTS

D382,692	S *	8/1997	Carlson	D2/953
5,775,005	A *	7/1998	McClelland	A43B 1/0072 36/134
D397,544	S *	9/1998	Egelja	D2/902
5,979,079	A *	11/1999	Krajcir	B29C 44/04 36/28
D496,776	S *	10/2004	Wu	D2/953
D506,306	S *	6/2005	Teague	D2/953
D581,640	S *	12/2008	Earle	D2/953
D593,287	S *	6/2009	Del Biondi	D2/916
D659,357	S *	5/2012	Van Zyll De Jong	D2/951
8,186,079	B2 *	5/2012	Carboy	A43B 13/14 36/102
D690,917	S *	10/2013	Spring	D2/951
8,752,310	B1 *	6/2014	Smith, III	A43B 1/0027 36/137
D732,810	S *	6/2015	Healy	D2/951
D735,983	S *	8/2015	Cietto	D2/951
D746,562	S *	1/2016	Babcock	D2/951
2013/0118037	A1 *	5/2013	Bathum	A43B 9/18 36/103
2015/0181976	A1 *	7/2015	Cooper	A43B 13/187 36/28

* cited by examiner

Primary Examiner — T. Chase Nelson
(74) *Attorney, Agent, or Firm* — Perkins Coie LLP

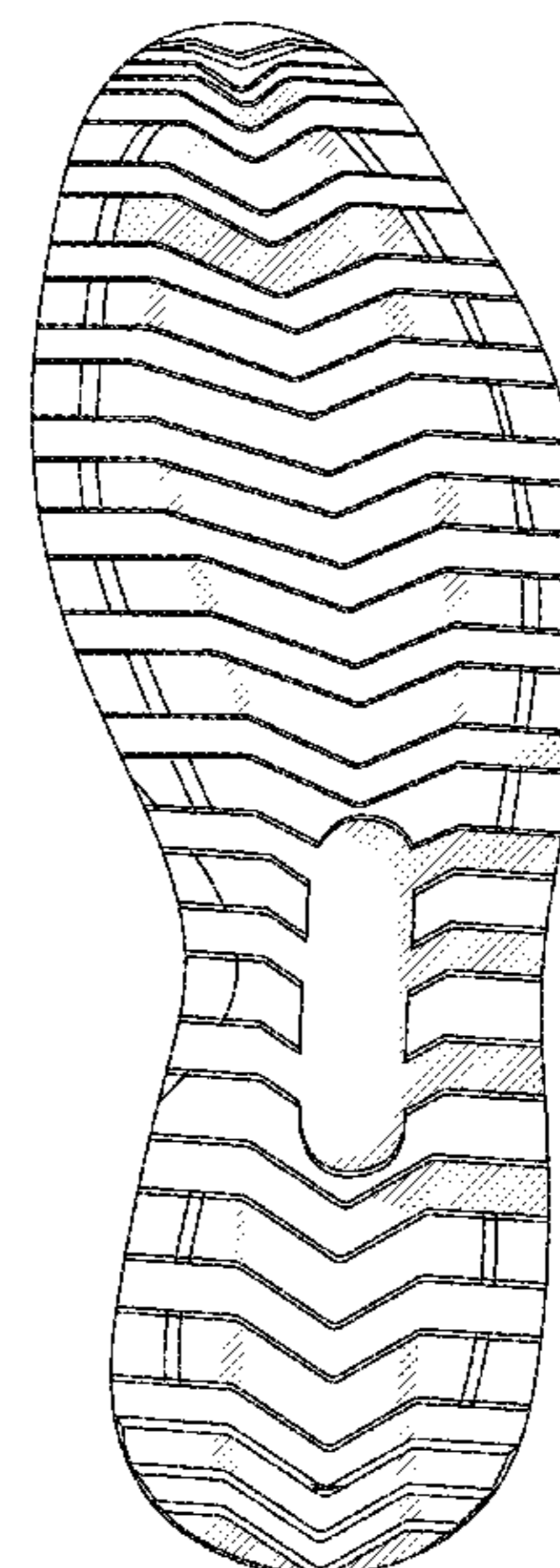
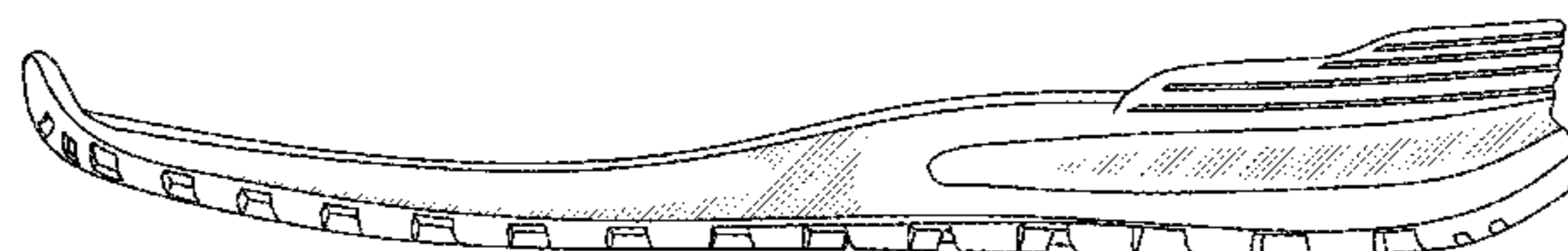
(57) **CLAIM**

The ornamental design for a sole for footwear, as shown and described.

DESCRIPTION

FIG. 1 is a perspective view of a sole for footwear;
FIG. 2 is a front view thereof;
FIG. 3 is a rear view thereof;
FIG. 4 is a left view thereof;
FIG. 5 is a right view thereof; and,
FIG. 6 is a bottom view thereof.

1 Claim, 6 Drawing Sheets



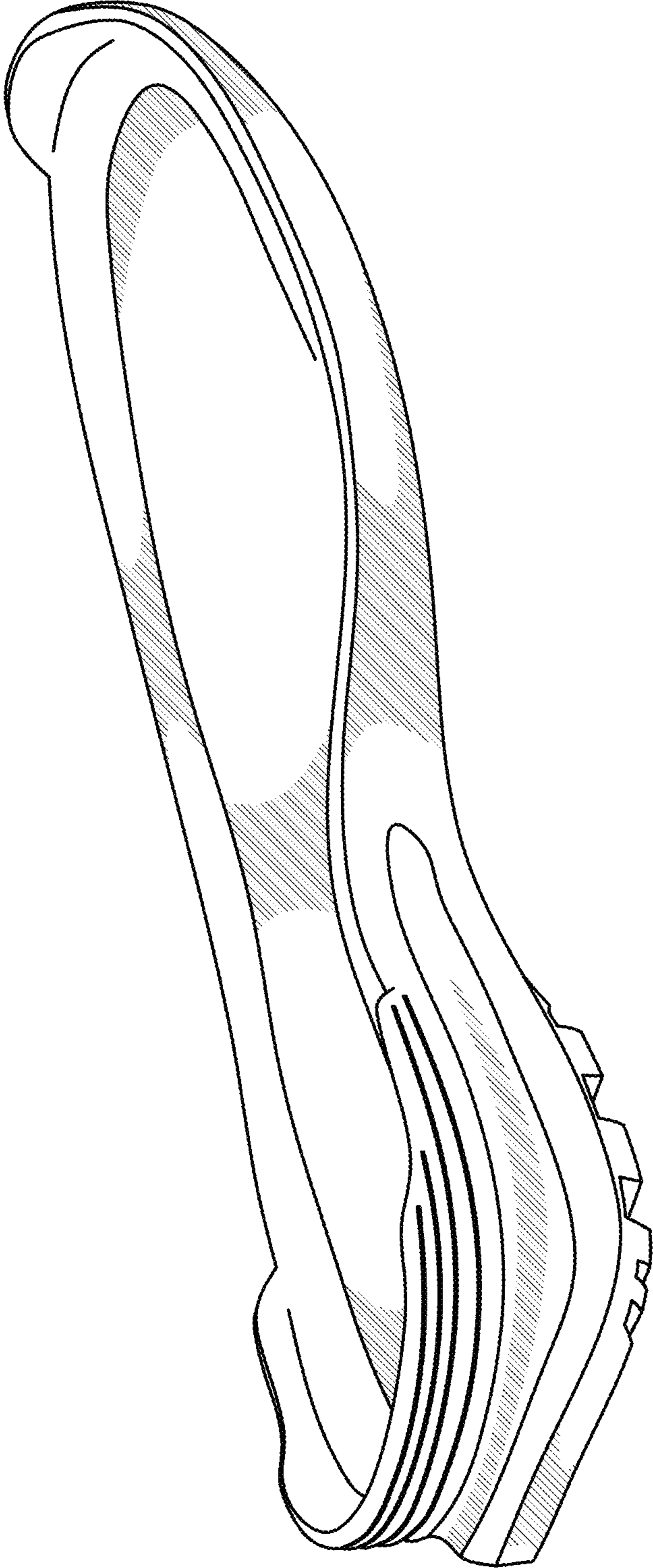


FIG.1

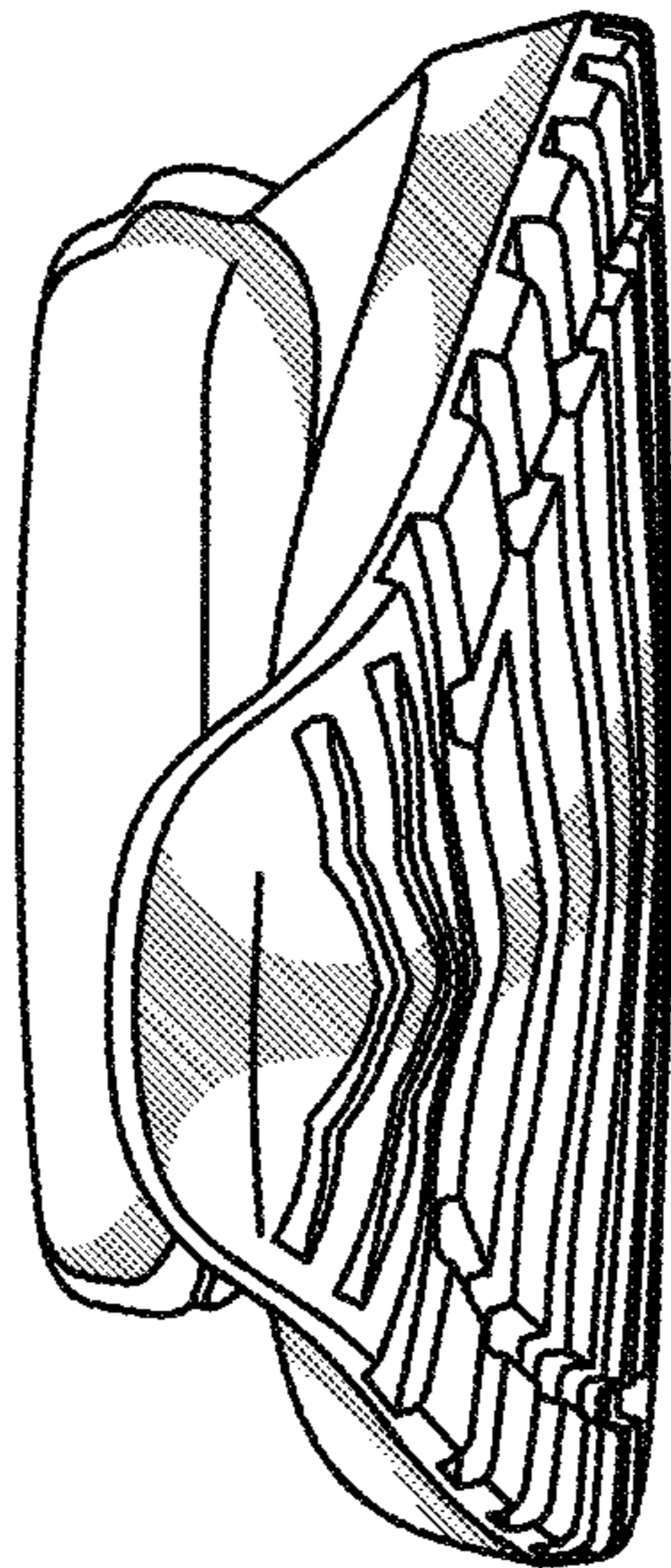


FIG.2

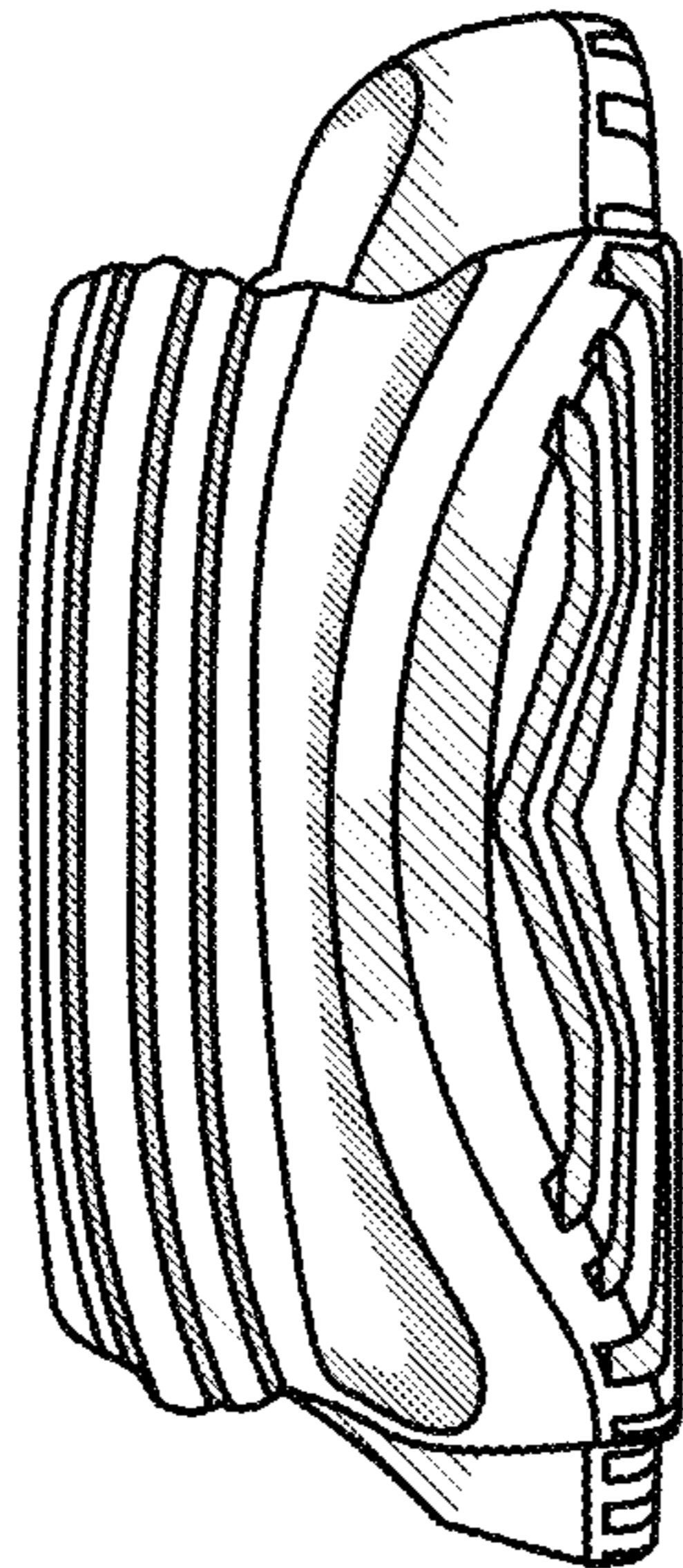


FIG.3

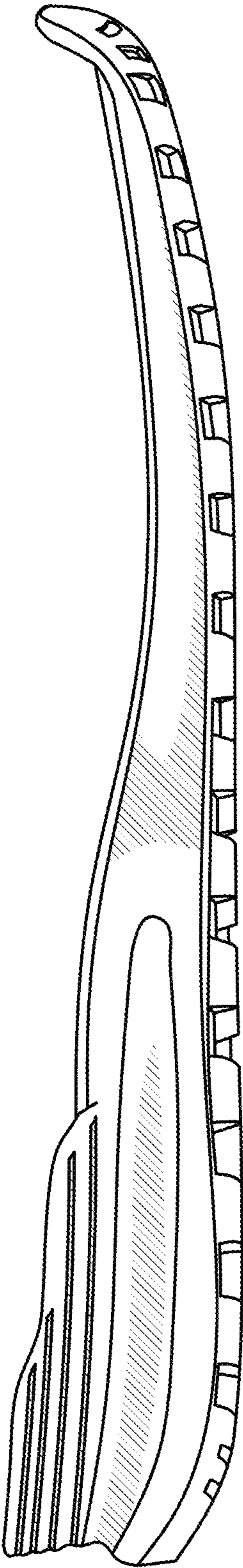


FIG.4

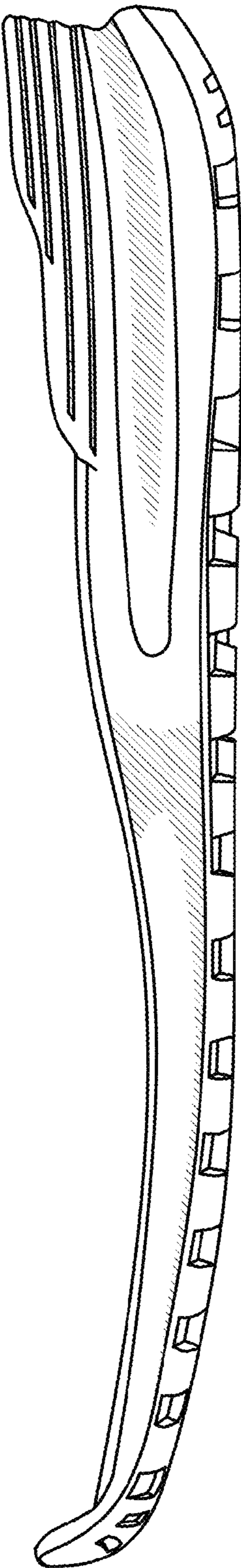


FIG.5

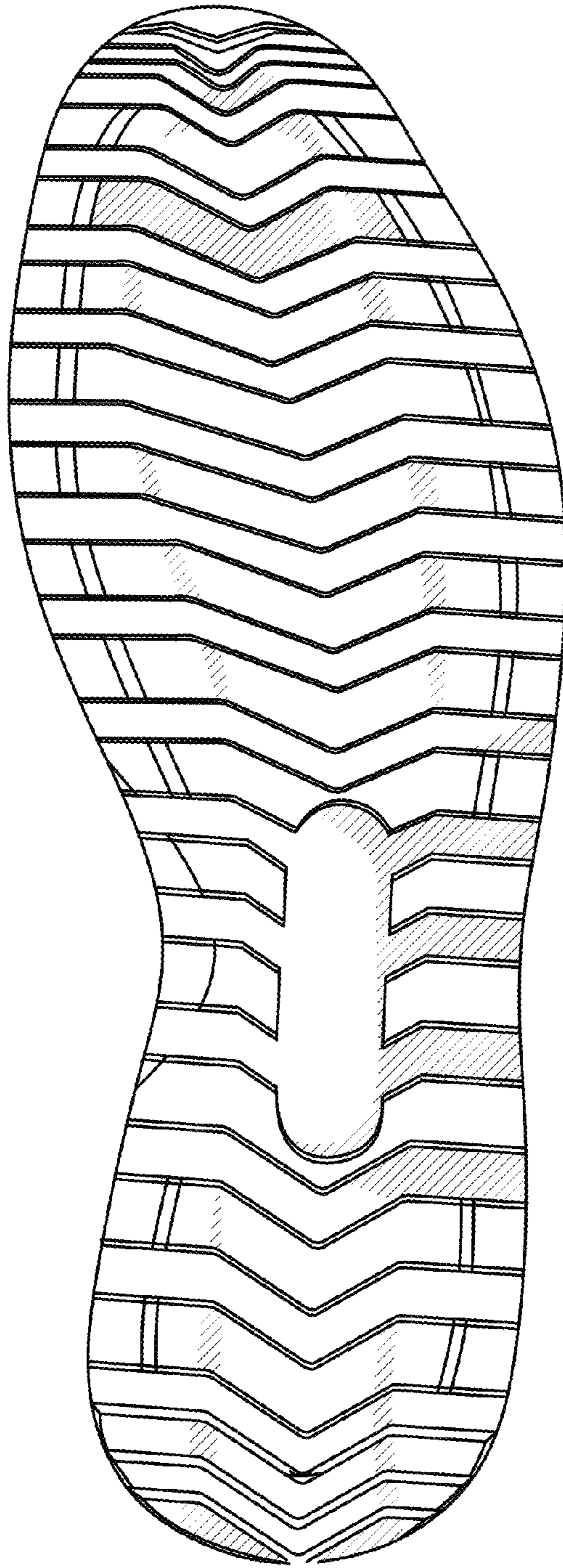


FIG. 6