



US00D762957S

(12) **United States Design Patent**  
**Reid**

(10) **Patent No.:** **US D762,957 S**

(45) **Date of Patent:** **\*\* Aug. 9, 2016**

(54) **FOOTWEAR COVER**

(71) Applicant: **Performance Fabrics, Inc.**, Grand Rapids, MI (US)

(72) Inventor: **Nicole Rose Reid**, Thunder Bay (CA)

(73) Assignee: **Performance Fabrics, Inc.**, Grand Rapids, MI (US)

(\*\*) Term: **14 Years**

(21) Appl. No.: **29/503,896**

(22) Filed: **Sep. 30, 2014**

**Related U.S. Application Data**

(63) Continuation of application No. 12/407,845, filed on Mar. 20, 2009, now abandoned.

(51) **LOC (10) Cl.** ..... **02-04**

(52) **U.S. Cl.**  
USPC ..... **D2/947**; D2/957; D2/953; D2/960

(58) **Field of Classification Search**  
USPC ..... D2/902, 906, 908, 916, 918, 925, D2/946-962, 977, 909, 914, 915; 36/3 B, 36/22 R, 24.5, 25 R, 28, 32 R, 34 R, 59 C, 36/67 A, 103  
CPC ..... A43B 13/00; A43B 13/02; A43B 13/023; A43B 13/026; A43B 13/04; A43B 13/08; A43B 13/10; A43B 13/12; A43B 13/14; A43B 13/141; A43B 13/143; A43B 13/16; A43B 13/18; A43B 13/181; A43B 13/187; A43B 13/189; A43B 13/20; A43B 13/22; A43B 13/223; A43B 13/24; A43B 13/28; A43B 13/30; A43B 13/32; A43B 13/34; A43B 13/36

See application file for complete search history.

(56) **References Cited**

**U.S. PATENT DOCUMENTS**

395,271 A 12/1888 Fry et al.  
921,461 A 5/1909 Rickert  
2,654,901 A 10/1953 Morrison  
2,825,155 A 3/1958 Hines  
2,860,425 A 11/1958 Jackson

(Continued)

**FOREIGN PATENT DOCUMENTS**

DE 3205444 A1 9/1983

**OTHER PUBLICATIONS**

Tidy Trax, Webpage, <http://www.tidy-trax.com/>, dated Sep. 29, 2014.

*Primary Examiner* — T. Chase Nelson

(74) *Attorney, Agent, or Firm* — Price Heneveld LLP

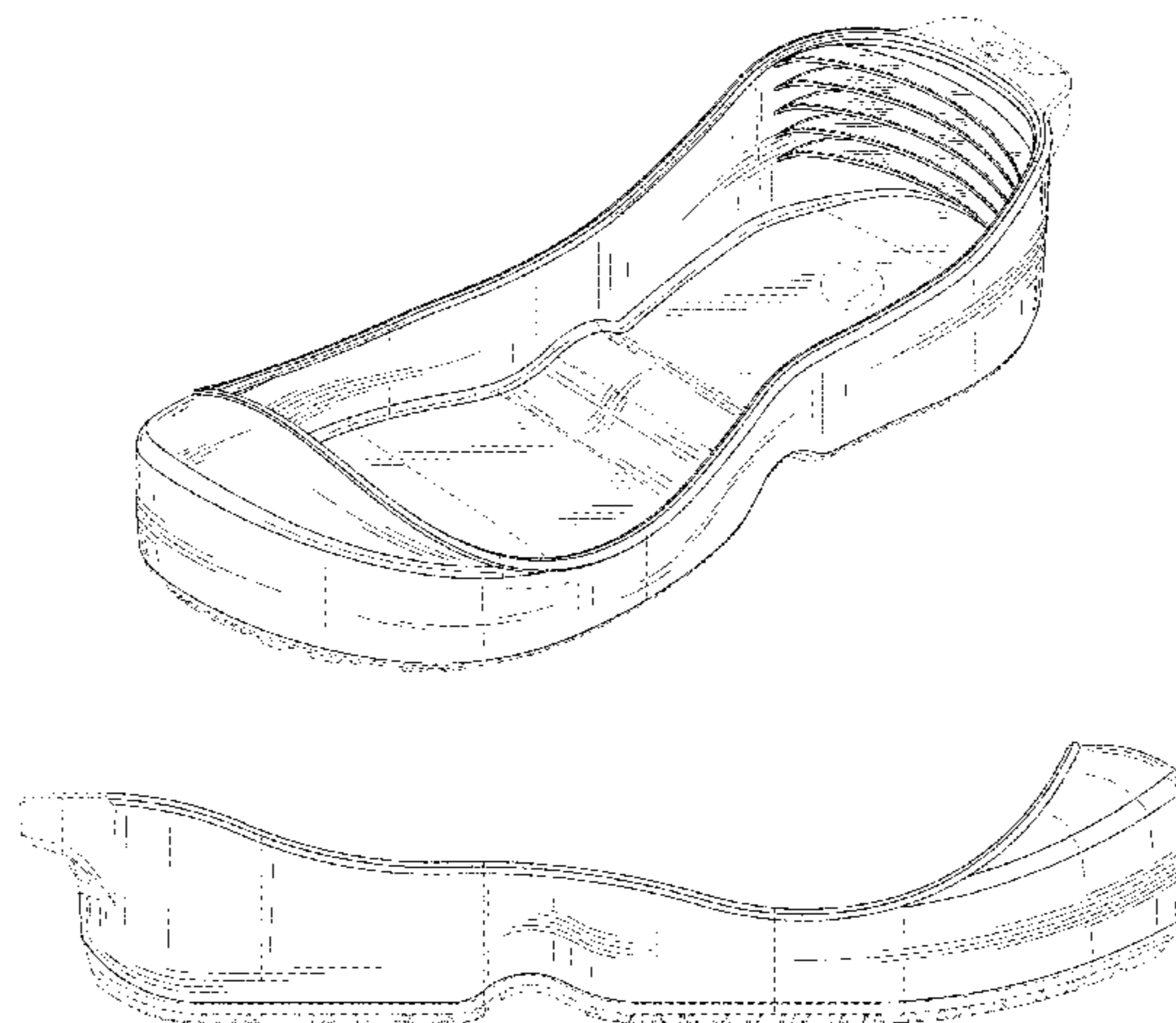
(57) **CLAIM**

I claim the ornamental design for a footwear cover, as shown and described.

**DESCRIPTION**

FIG. 1 is a front perspective view of a footwear cover of the present invention;  
FIG. 2 is a rear perspective view of the footwear cover of the present invention;  
FIG. 3 is a side elevational view of the footwear cover of the present invention;  
FIG. 4 is a top plan view of the footwear cover of the present invention;  
FIG. 5 is a bottom plan view of the footwear cover of the present invention; and,  
FIG. 6 is a side cross-sectional view of the footwear cover of the present invention, taken at line VI-VI of FIG. 4.  
The broken lines in the drawings are directed to environment and are for illustrative purposes only; the broken lines form no part of the claimed design.

**1 Claim, 5 Drawing Sheets**





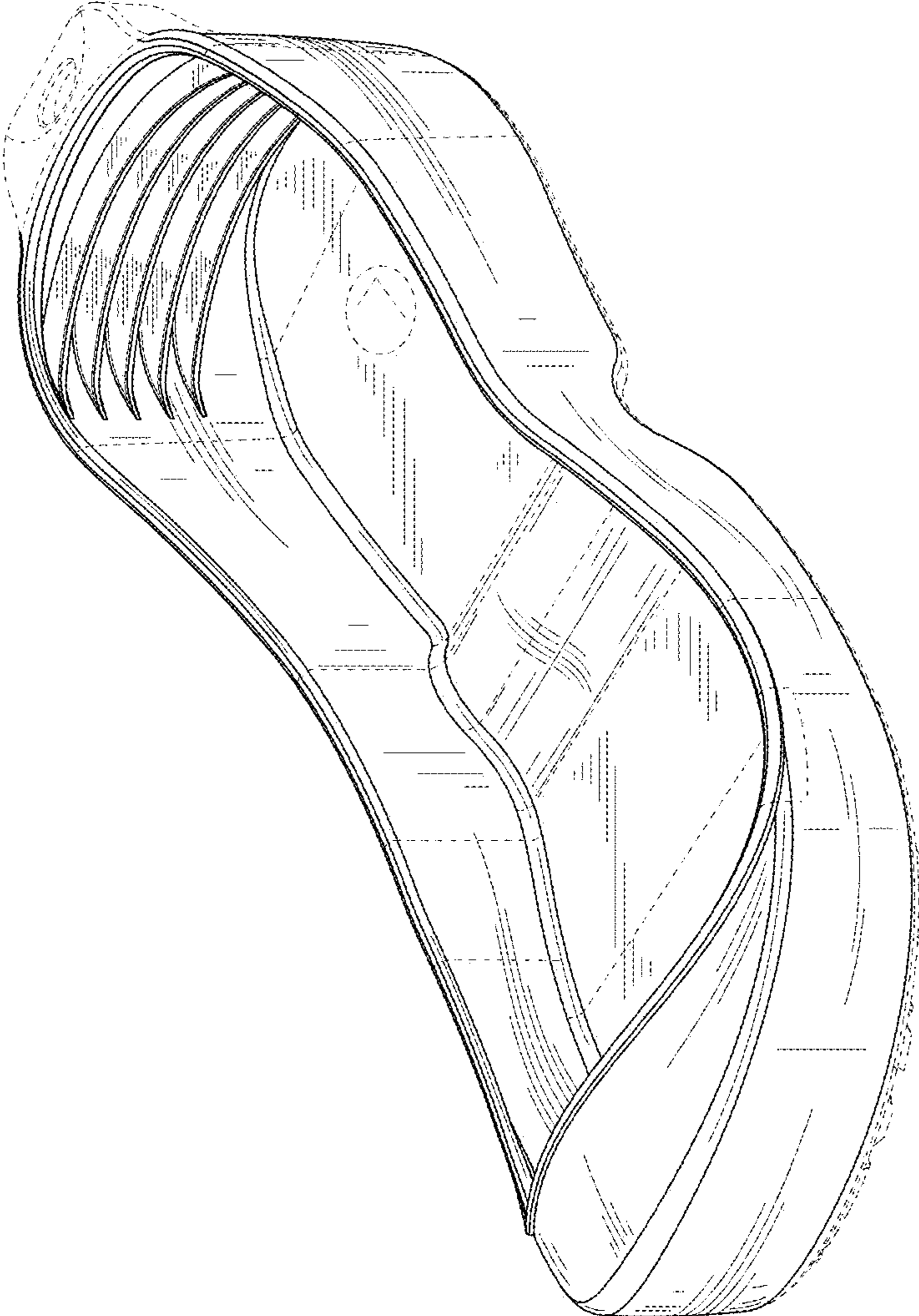


FIG. 1



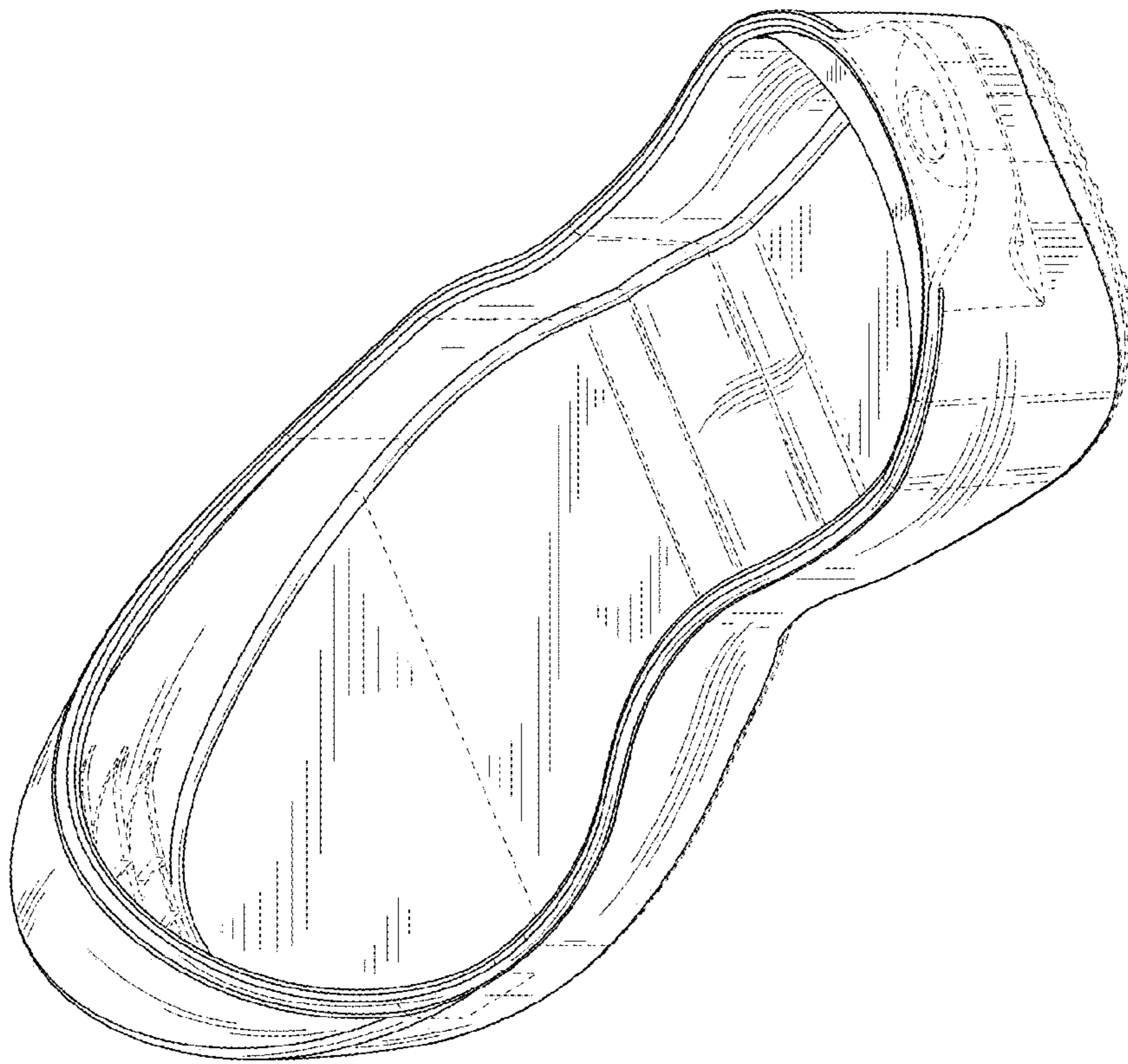
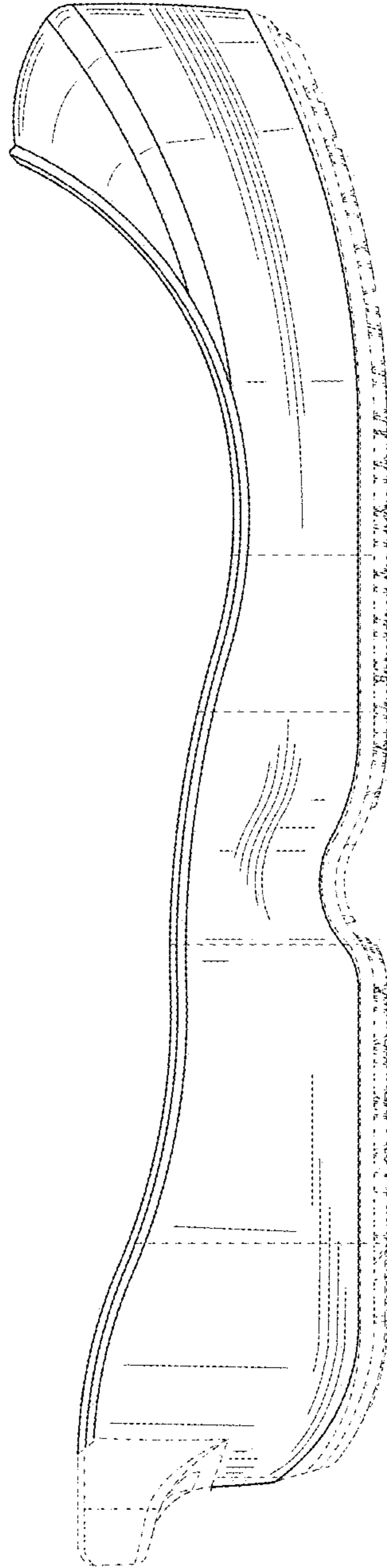


FIG. 2



**FIG. 3**

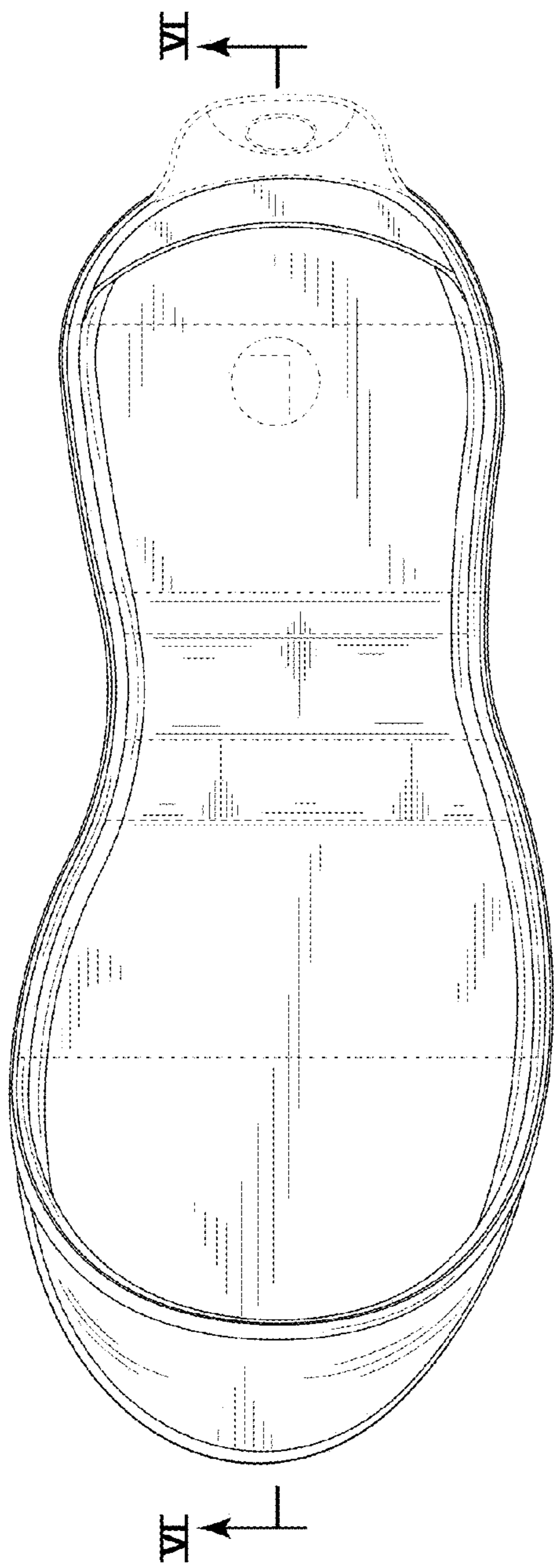


FIG. 4

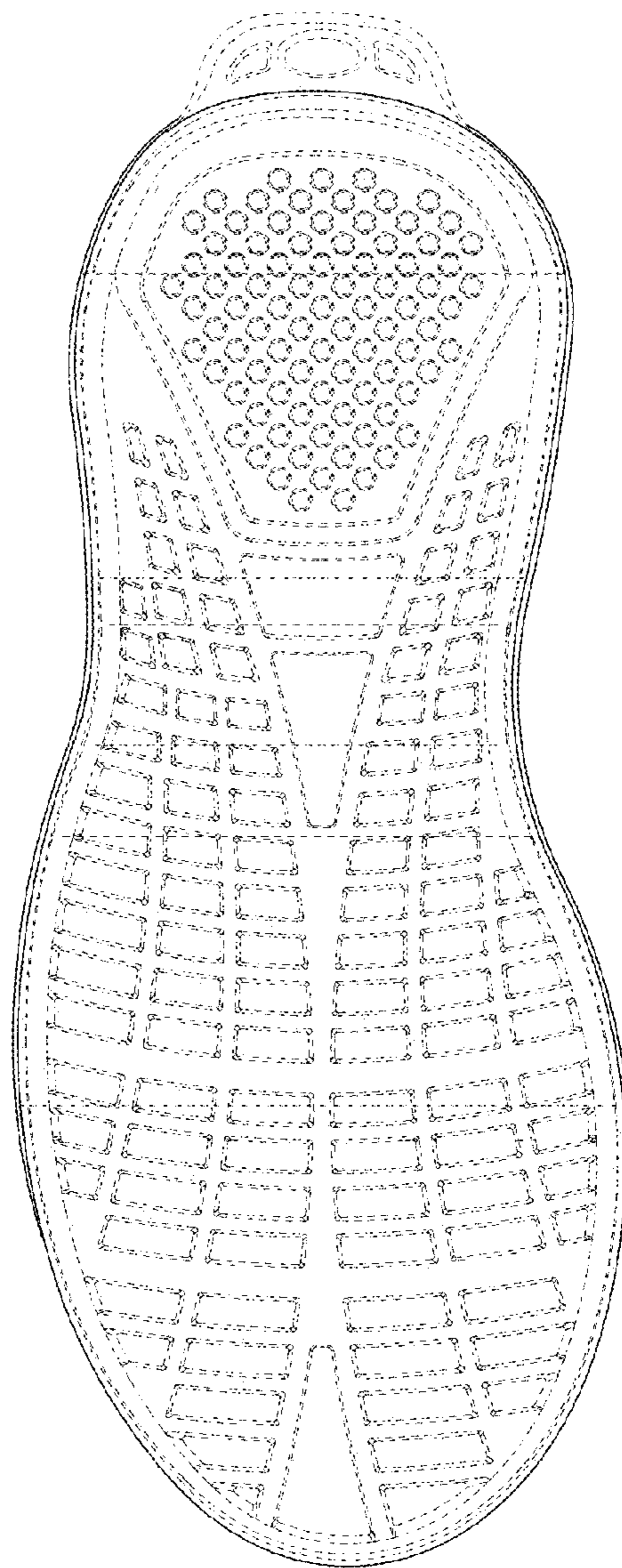
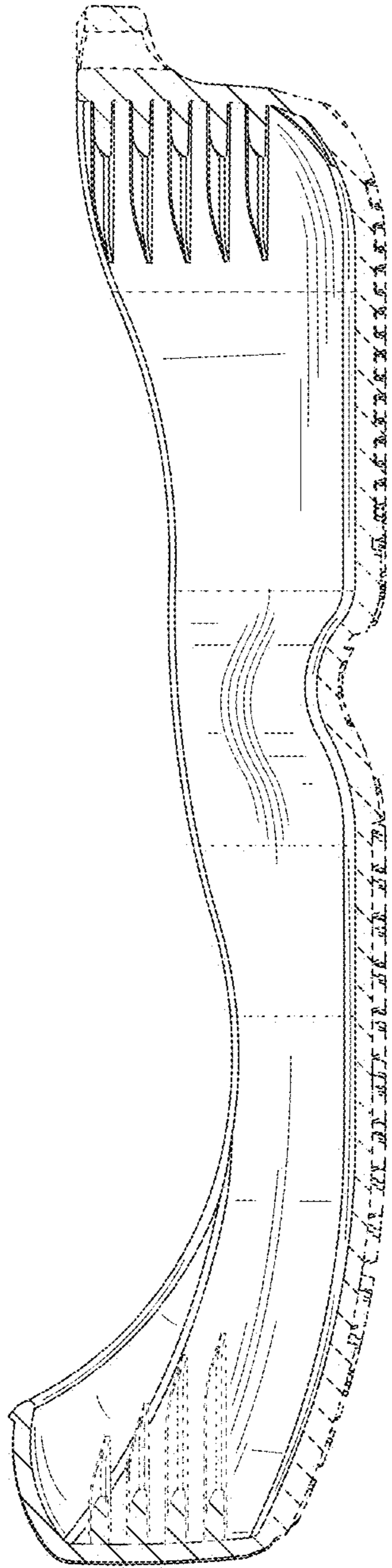


FIG. 5



**FIG. 6**