



US00D762942S

(12) **United States Design Patent**
Patulski

(10) **Patent No.:** **US D762,942 S**

(45) **Date of Patent:** **** Aug. 9, 2016**

(54) **ACCESSORY MOUNT**

D28,533 S * 5/1898 Schuyler D11/218

(Continued)

(71) Applicant: **TASER International, Inc.**, Scottsdale, AZ (US)

OTHER PUBLICATIONS

(72) Inventor: **Nathan A. Patulski**, Scottsdale, AZ (US)

“Magnet Mount, Flexible.” Accessed: Mar. 22, 2016. Taser International. <https://www.taser.com/products/on-officer-video/accessories>.*

(73) Assignee: **TASER International, Inc.**, Scottsdale, AZ (US)

(Continued)

(**) Term: **15 Years**

Primary Examiner — Manpreet Matharu

Assistant Examiner — Suzanne Tisdell

(21) Appl. No.: **29/531,035**

(74) *Attorney, Agent, or Firm* — Lawrence Letham

(22) Filed: **Jun. 23, 2015**

(51) **LOC (10) Cl.** **03-01**

(52) **U.S. Cl.**

USPC **D2/215**

(57) **CLAIM**

The ornamental design for an accessory mount, as shown and described.

(58) **Field of Classification Search**

USPC D2/502, 609, 628, 633, 636, 639, 863, D2/864, 895, 976, 999; D5/63; D8/16, 19, D8/26, 37, 330, 350, 353, 354, 364, 366, D8/499; D11/86, 87, 132, 145, 155, 184, D11/210, 215, 218, 228, 236, 237, 238; D14/168, 203.5, 209, 224, 238, 511; D16/136, 200, 202, 203, 208, 219–220, D16/235, 237–245, 250; D29/101.3, 103, D29/129, 130; 2/244, 246, 249, 250, 312; 16/227, 232, 420, 427; D10/121; D13/152; D3/215, 218, 219, 228, 245, D3/266, 314

CPC G02B 7/10; G02B 7/28; G03B 15/03; G03B 15/05; G03B 17/00; G03B 17/02; G03B 17/56; G03B 35/08; H04N 5/225; H04N 7/18; G06F 1/163; H04W 88/02; H04M 1/00; A45F 5/00; A45F 5/02; A45F 3/00; A45F 3/14; A41D 1/00

See application file for complete search history.

DESCRIPTION

FIG. 1 is left front isometric view of an accessory mount according to my new design;

FIG. 2 is a left rear isometric view of the accessory mount shown in FIG. 1;

FIG. 3 is a front view of the accessory mount shown in FIG. 1;

FIG. 4 is a rear view of the accessory mount shown in FIG. 1;

FIG. 5 is a top view of the accessory mount shown in FIG. 1;

FIG. 6 is a bottom view of the accessory mount shown in FIG. 1;

FIG. 7 is a left side view of the accessory mount shown in FIG. 1;

FIG. 8 is a right side view of the accessory mount shown in FIG. 1;

FIG. 9 is a partially exploded left front isometric view of the accessory mount shown in FIG. 1; and,

FIG. 10 is a partially exploded left rear isometric view of the accessory mount shown in FIG. 1.

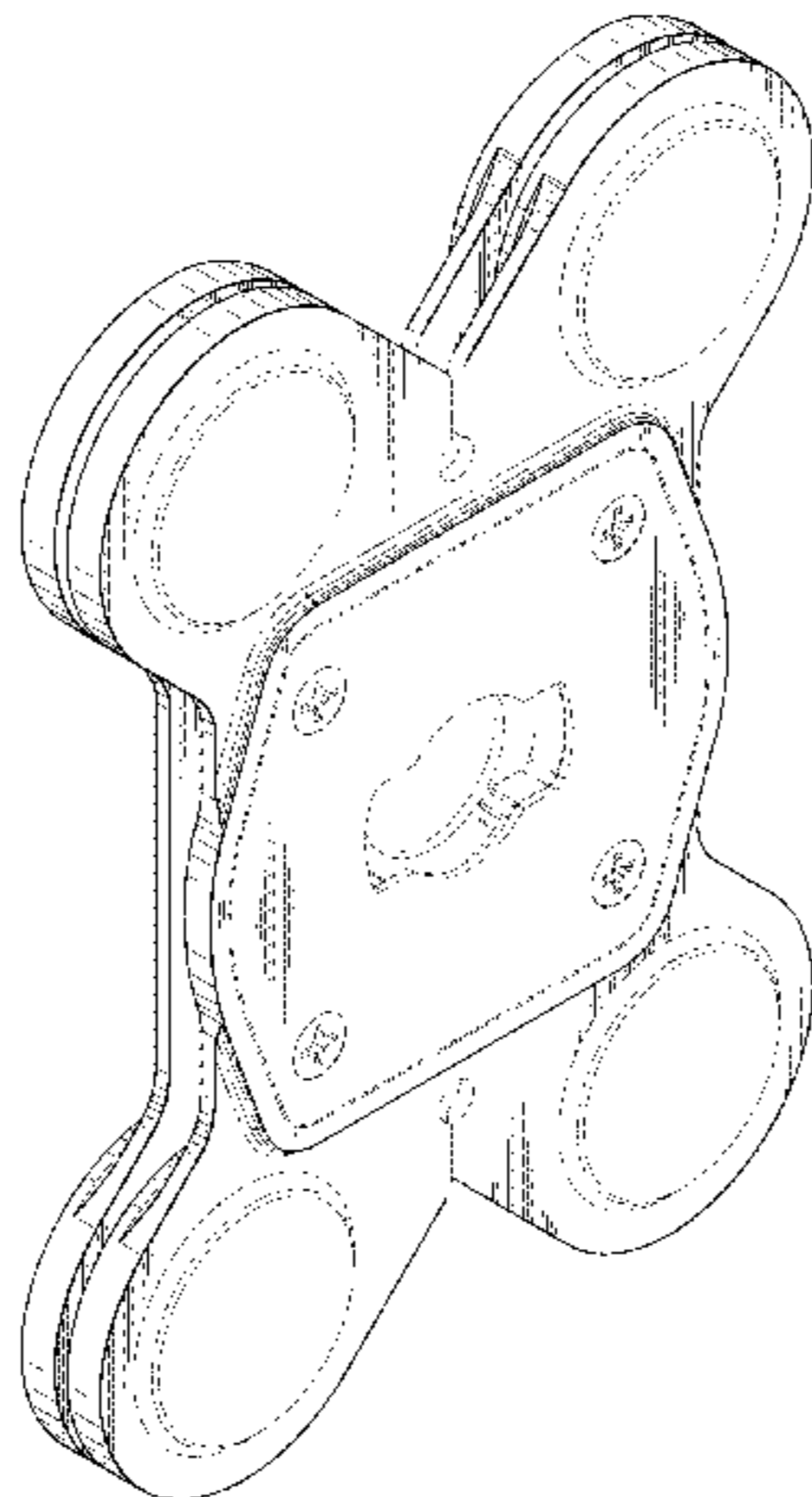
The broken lines show portions of the accessory mount that form no part of the claimed design.

(56) **References Cited**

U.S. PATENT DOCUMENTS

19,832 A * 4/1858 Cox A41D 27/20
2/249

1 Claim, 8 Drawing Sheets



(56)

References Cited

U.S. PATENT DOCUMENTS

D179,659 S * 2/1957 Cook D8/353
 D214,590 S * 7/1969 Gordon D8/354
 D241,809 S * 10/1976 Mellyn D8/353
 D504,564 S * 5/2005 Robertson, Jr. D3/218
 D534,904 S * 1/2007 Crawford D14/238
 D536,237 S * 2/2007 Smith D8/353
 D553,352 S * 10/2007 Allen D3/218
 D582,465 S * 12/2008 Nakajima D16/202
 D582,894 S * 12/2008 Richter D14/217
 D611,799 S * 3/2010 Harris D8/353
 D641,974 S * 7/2011 Stampfli D3/218
 D643,701 S * 8/2011 Weber D8/353
 D649,347 S * 11/2011 Smith D3/218
 D652,411 S * 1/2012 Crawford D14/238
 D654,064 S * 2/2012 Sergi D14/238
 D657,137 S * 4/2012 Weller D3/218
 D658,040 S * 4/2012 Ghatikar D8/354
 D662,960 S * 7/2012 Krieter D16/203
 D663,115 S * 7/2012 Hansen D3/228
 D672,139 S * 12/2012 Liu D3/228
 D675,014 S * 1/2013 Adelman D3/218

D709,690 S * 7/2014 Zhang D3/218
 D726,413 S * 4/2015 Shalon D3/265
 D732,375 S * 6/2015 Questel D8/353
 D737,362 S * 8/2015 Chang D16/237
 D737,363 S * 8/2015 Russell D16/208
 D745,817 S * 12/2015 Amash D3/313
 D752,342 S * 3/2016 Woods D3/219
 2013/0256484 A1* 10/2013 Kessler G03B 17/561
 248/224.7
 2014/0028243 A1* 1/2014 Rayner G06F 1/163
 320/103
 2014/0165757 A1* 6/2014 Lutz G03B 17/561
 74/412 R
 2015/0236447 A1* 8/2015 Nakajima G03B 17/56
 403/322.4
 2016/0021341 A1* 1/2016 Lee G03B 15/05
 348/143

OTHER PUBLICATIONS

“Axon Body 2 Manual” Accessed: Mar. 22, 2016. Taser International.
https://prismic-io.s3.amazonaws.com/tasr%2F435edc07-dbd-f-4630-8379-5bd866562b62_axon-body-2-manual-mmu0057.pdf.*

* cited by examiner

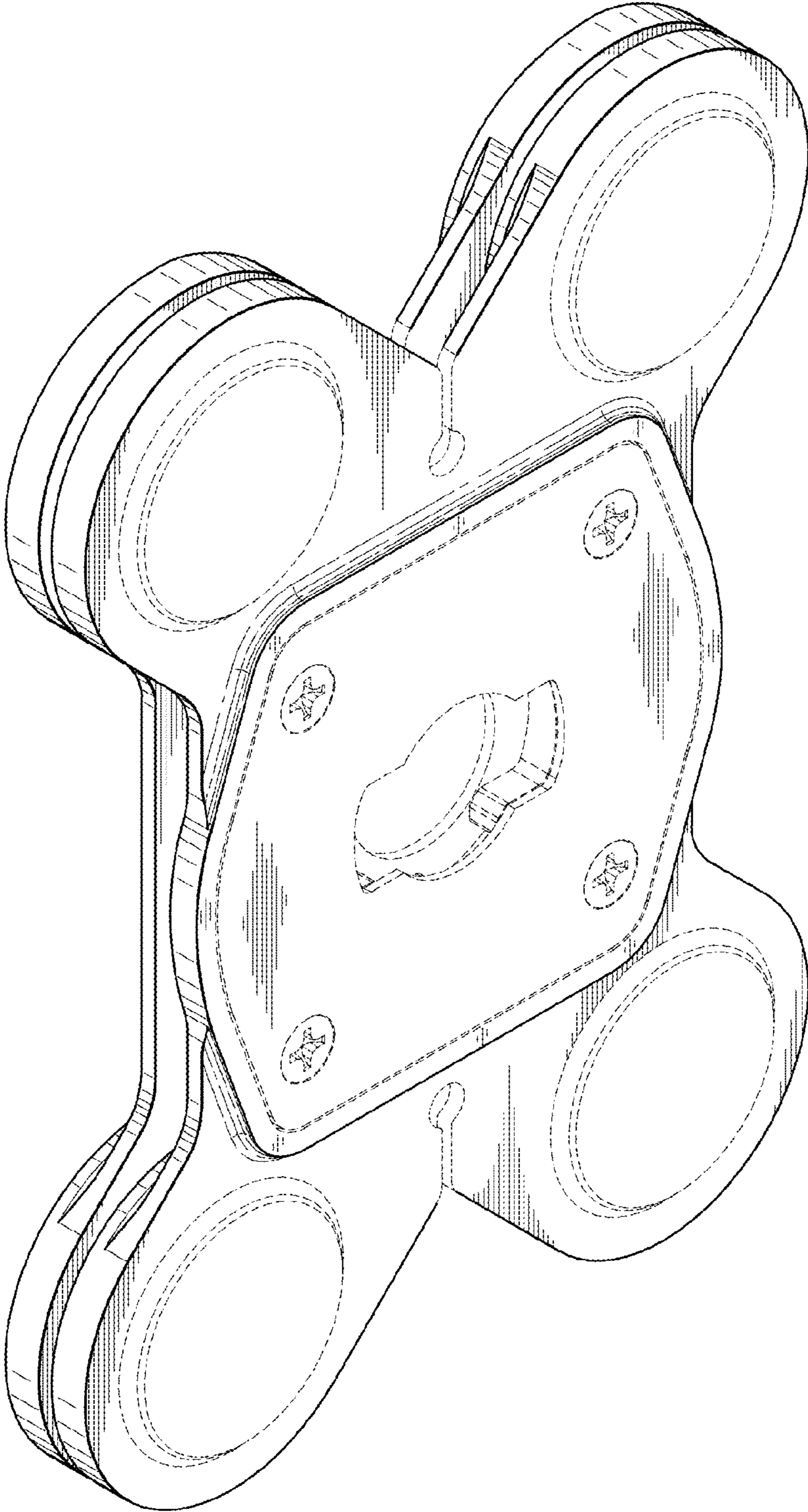


Fig. 1.

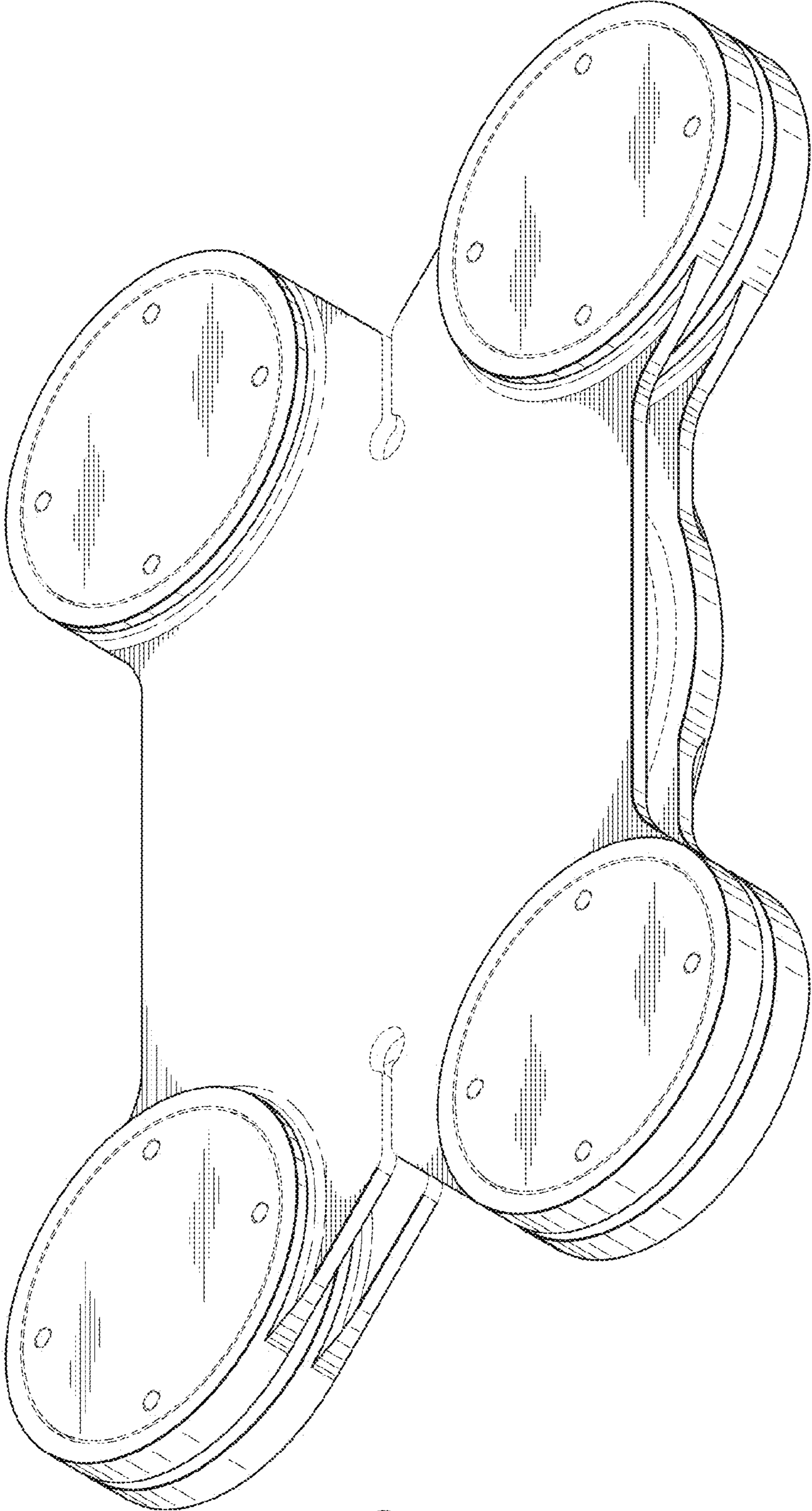


Fig. 2.

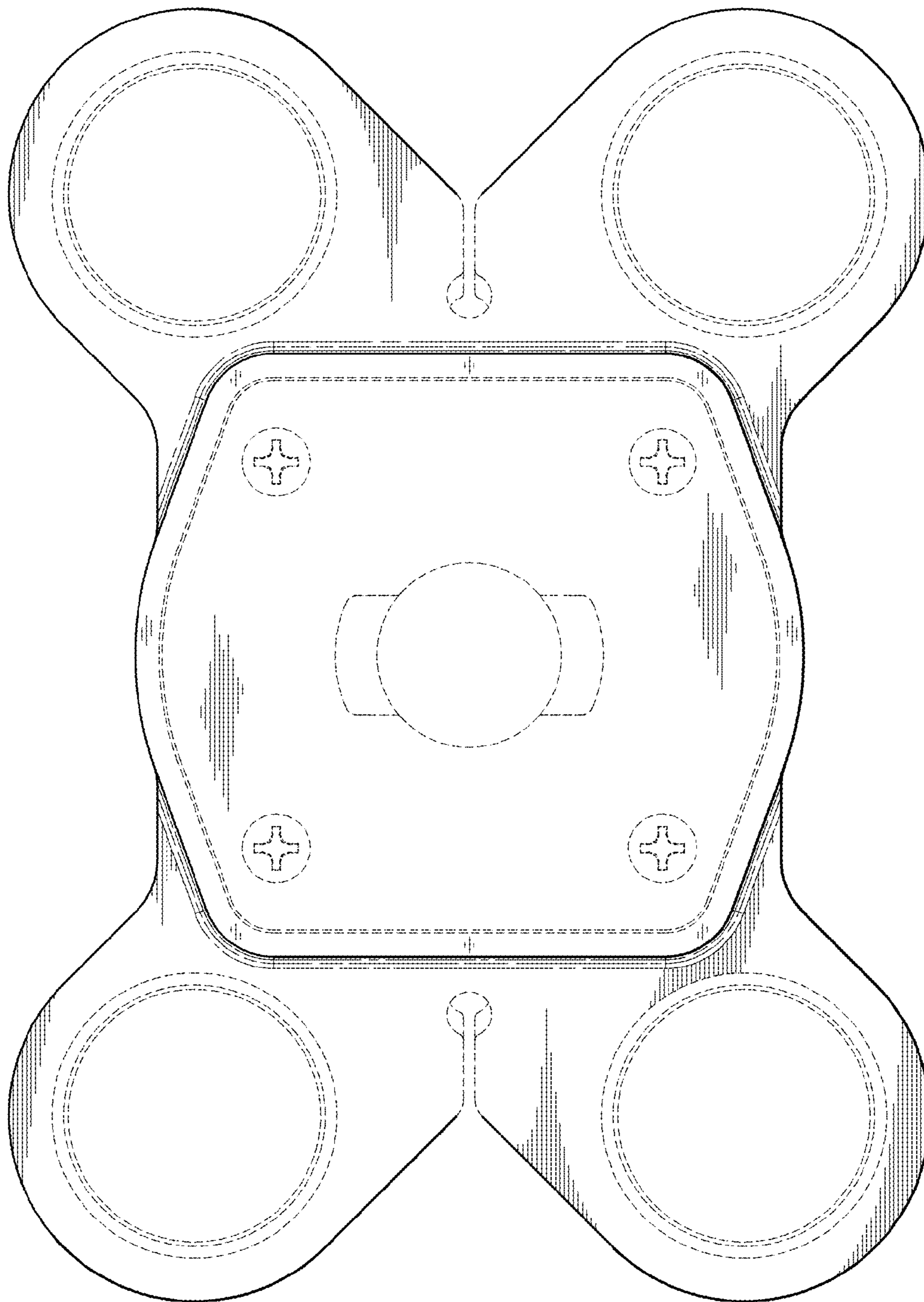


Fig. 3.

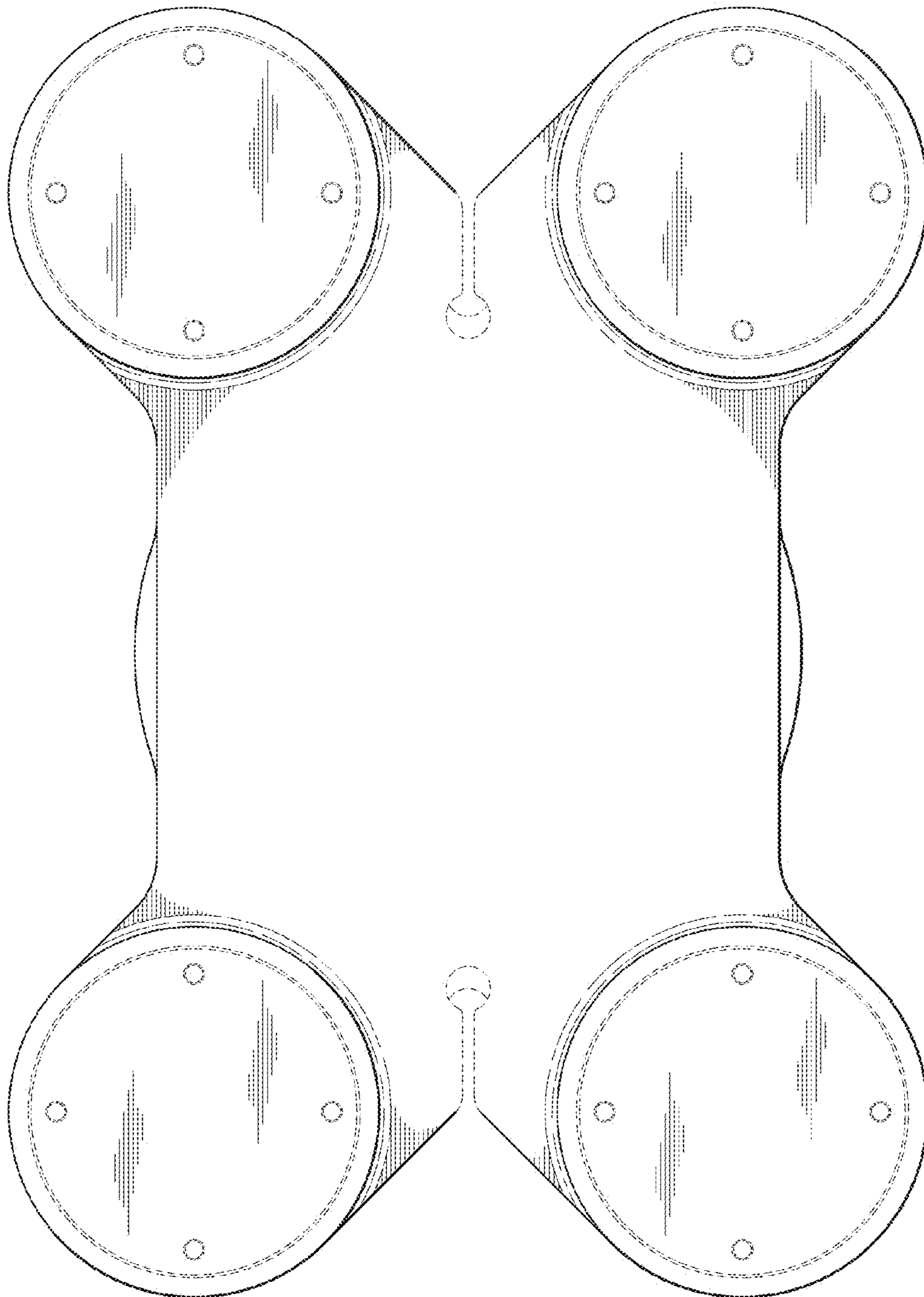


Fig. 4.




Fig. 5.




Fig. 6.




Fig. 7.

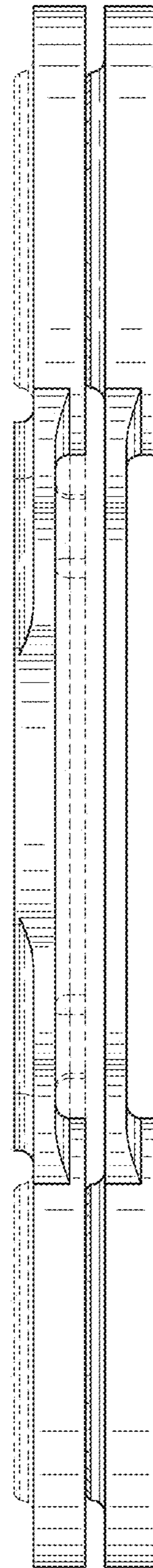


Fig. 8.

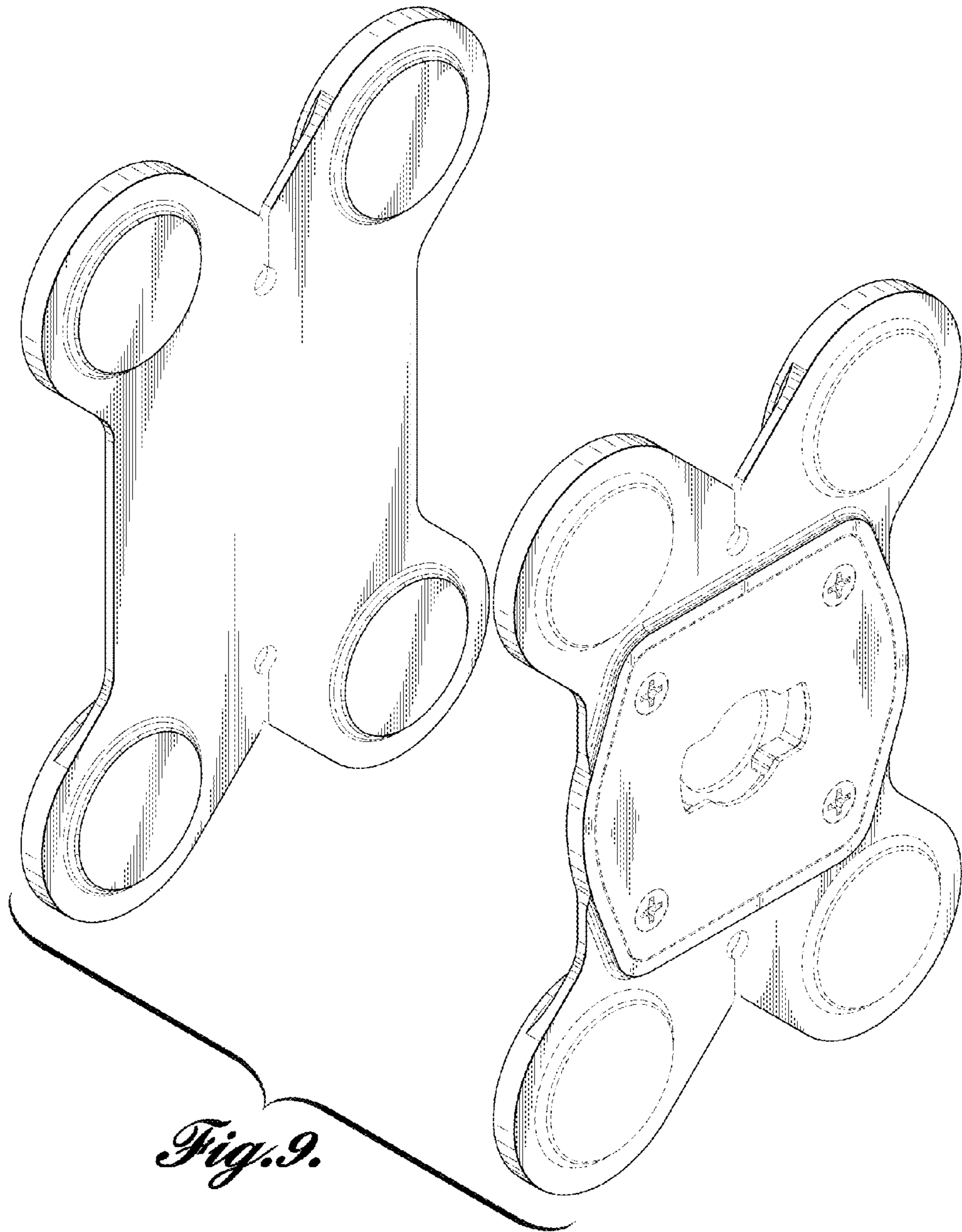


Fig. 9.

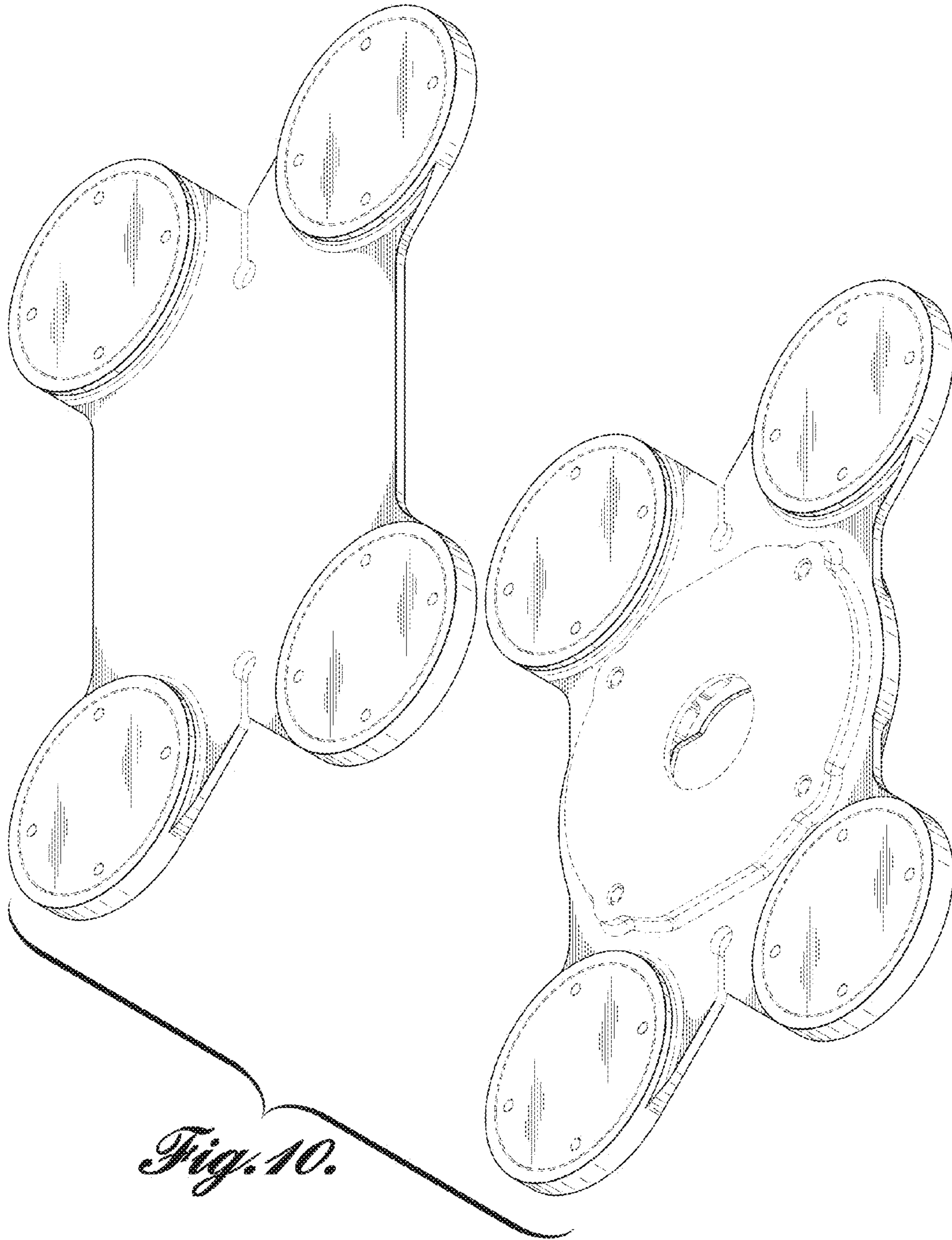


Fig. 10.