



US00D762931S

(12) **United States Design Patent**  
**Joo et al.**

(10) **Patent No.:** **US D762,931 S**  
(45) **Date of Patent:** **\*\* Aug. 2, 2016**

(54) **WASHBOARD FOR WASHING MACHINE**

(71) Applicant: **Samsung Electronics Co., Ltd.**,  
Suwon-si, Gyeonggi-do (KR)

(72) Inventors: **Ah-Jung Joo**, Seoul (KR); **Sung-Kyung Lee**, Seoul (KR)

(73) Assignee: **SAMSUNG ELECTRONICS CO., LTD.** (KR)

(\*\*) Term: **14 Years**

(21) Appl. No.: **29/521,737**

(22) Filed: **Mar. 26, 2015**

(30) **Foreign Application Priority Data**

Oct. 10, 2014 (KR) ..... 30-2014-0048841

(51) **LOC (10) Cl.** ..... **15-05**

(52) **U.S. Cl.**  
USPC ..... **D32/25; D32/67**

(58) **Field of Classification Search**  
USPC ..... D32/6, 10, 25, 28, 67; 312/228, 228.1,  
312/236, 326; 8/137; 34/108, 595-597  
CPC ..... D06F 39/14; D06F 31/00; D06F 29/00;  
D06F 39/22; D06F 58/00; D06F 39/02;  
D06F 37/10; D06F 37/28; D06F 3/00; D06F  
3/02

See application file for complete search history.

(56) **References Cited**

**U.S. PATENT DOCUMENTS**

D732,765 S \* 6/2015 Joo ..... D32/25  
9,200,399 B2 \* 12/2015 Kim ..... D06F 39/08  
9,217,215 B2 \* 12/2015 Kim ..... D06F 39/08  
9,249,536 B2 \* 2/2016 Kim ..... D06F 29/00  
2015/0247276 A1 \* 9/2015 Kim ..... D06F 39/08  
68/27  
2015/0252508 A1 \* 9/2015 Kim ..... D06F 1/04  
68/27

2015/0267337 A1 \* 9/2015 Kim ..... D06F 1/04  
68/27  
2015/0275413 A1 \* 10/2015 Kim ..... D06F 37/18  
68/27  
2015/0299927 A1 \* 10/2015 Kim ..... D06F 29/00  
68/27  
2016/0010258 A1 \* 1/2016 Kim ..... D06F 37/065  
8/137  
2016/0010262 A1 \* 1/2016 Kim ..... D06F 37/267  
8/137

**OTHER PUBLICATIONS**

U.S. Appl. No. 29/523,171, filed Apr. 7, 2015, Joo, et al.

\* cited by examiner

*Primary Examiner* — Rosemary K Tarcza

*Assistant Examiner* — Yolanda Robinson

(74) *Attorney, Agent, or Firm* — Cantor Colburn LLP

(57) **CLAIM**

The ornamental design for a washboard for washing machine, as shown and described.

**DESCRIPTION**

FIG. 1 is a perspective view of a washboard for washing machine, showing our new design;  
FIG. 2 is a front view thereof;  
FIG. 3 is a rear view thereof;  
FIG. 4 is a side view thereof;  
FIG. 5 is another side view thereof;  
FIG. 6 is a top view thereof;  
FIG. 7 is a bottom view thereof;  
FIG. 8 is a cross-sectional view taken along line 8-8 thereof shown in FIG. 6; and,  
FIG. 9 is another perspective view thereof in an environment of use.  
The broken lines are for environmental purpose only and form no part of the claimed design.

**1 Claim, 9 Drawing Sheets**

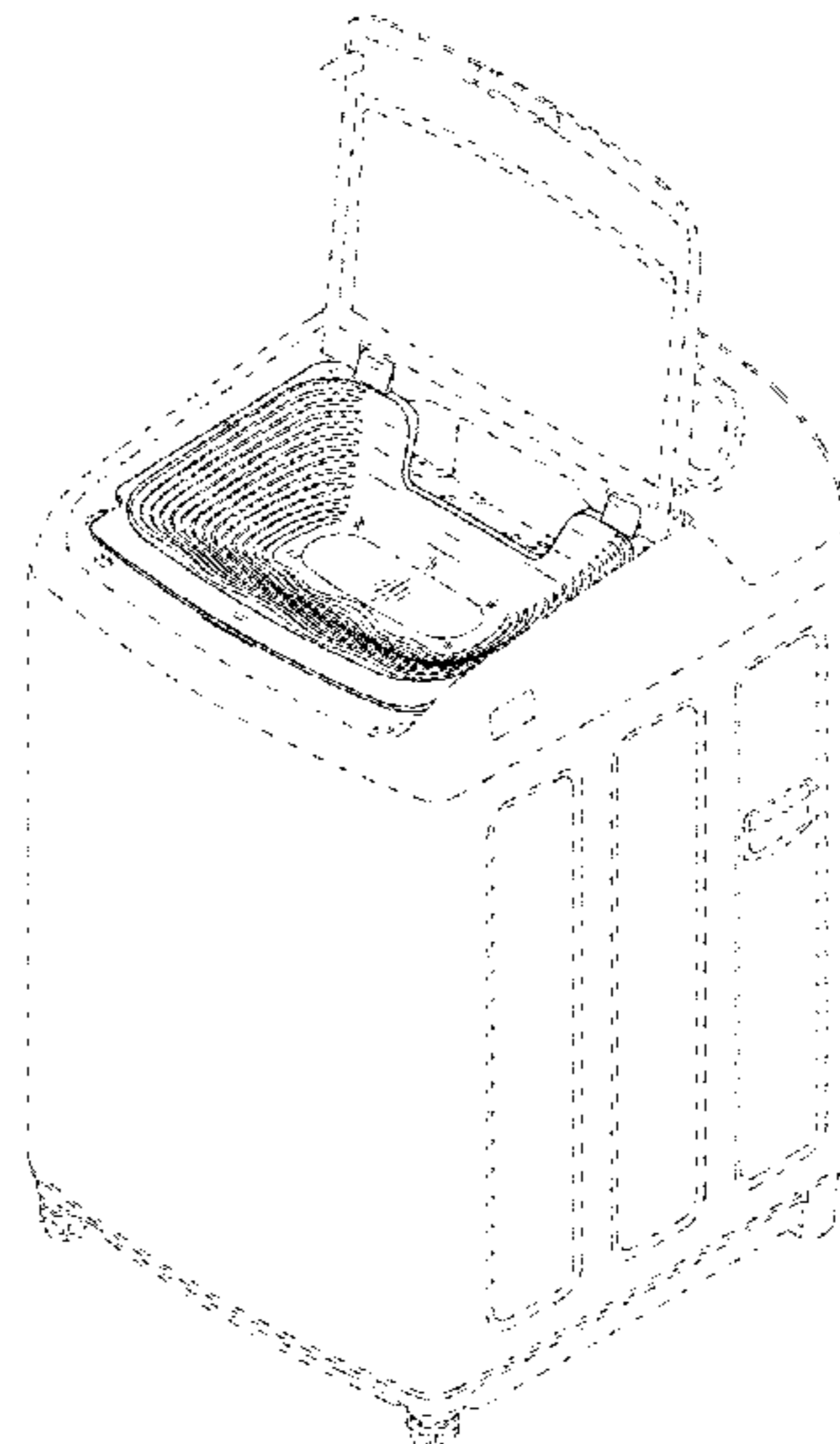
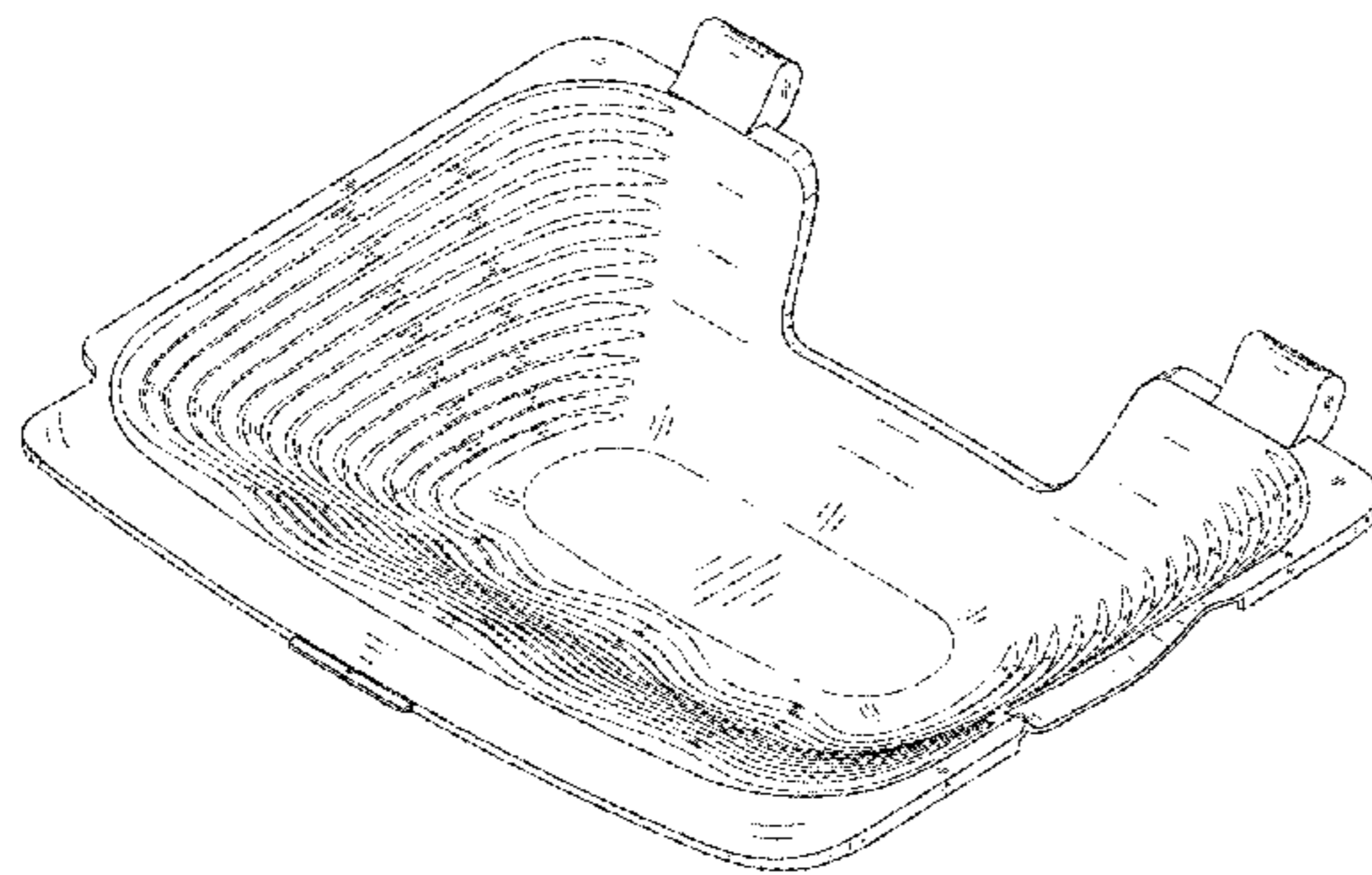


FIG. 1

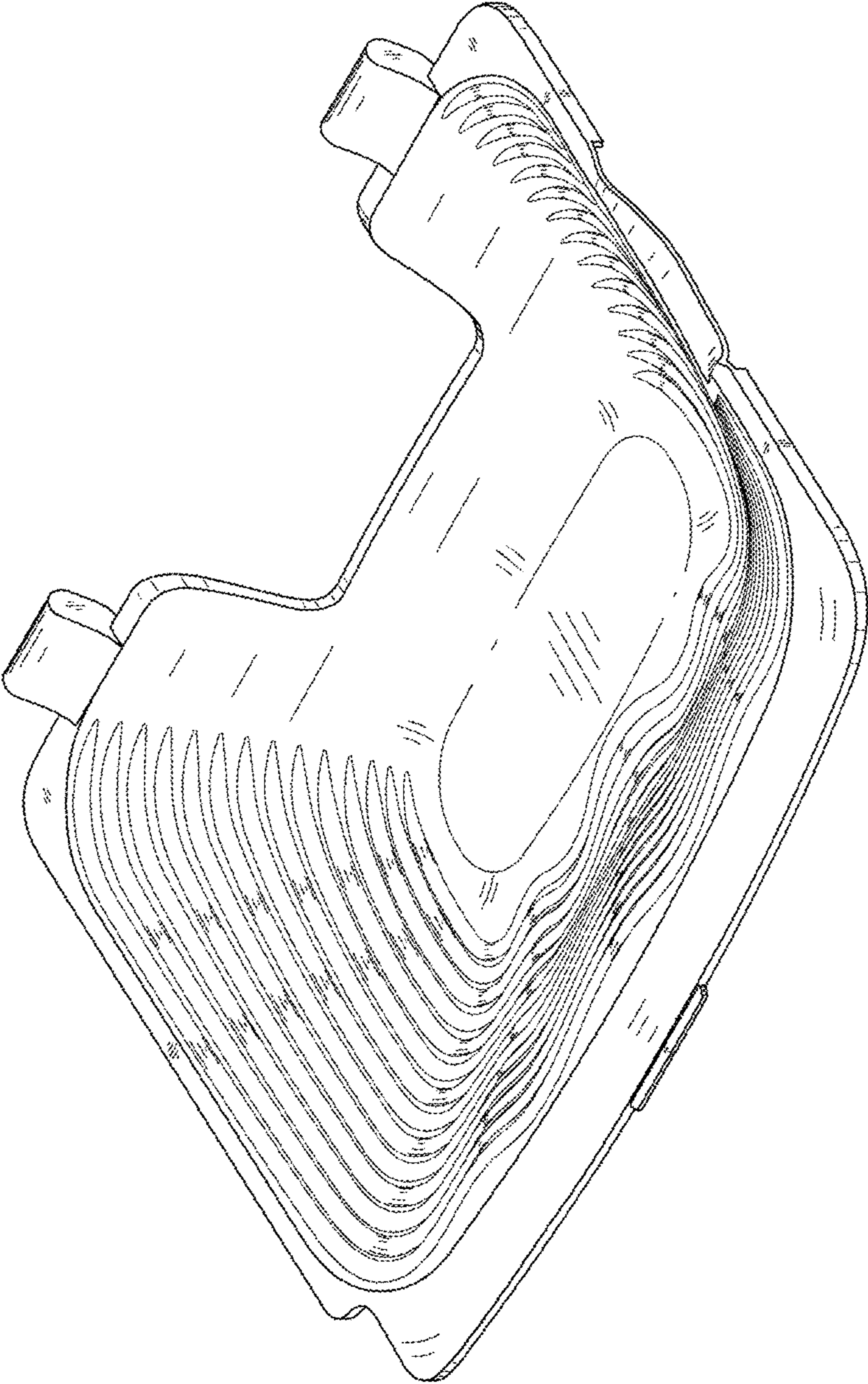


FIG. 2

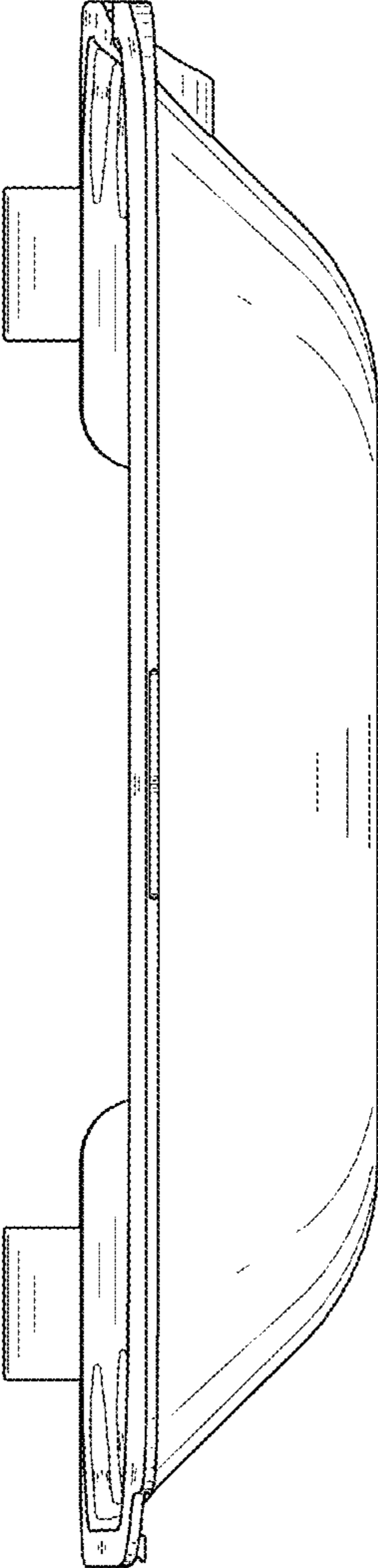


FIG. 3

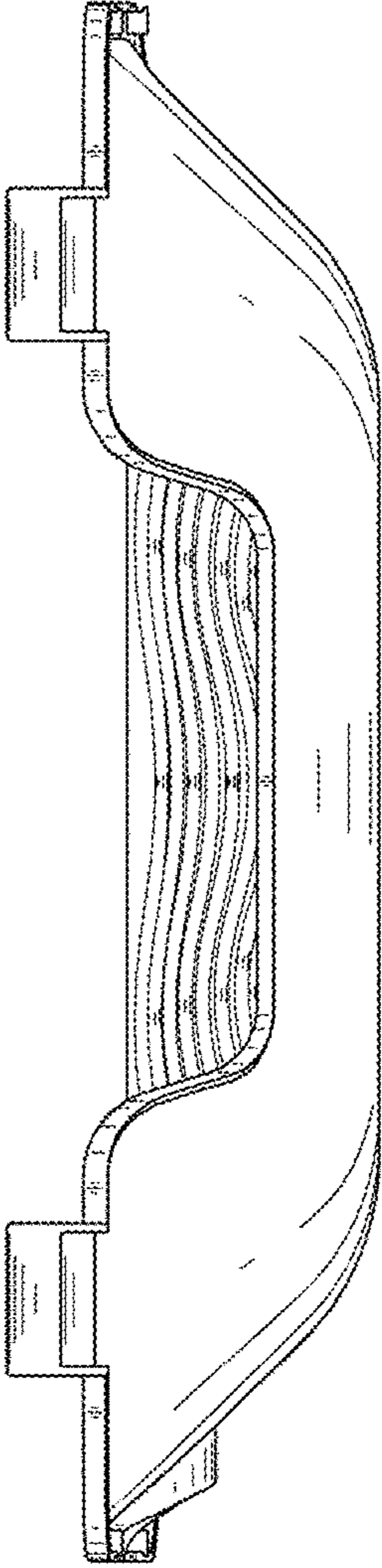




FIG. 4

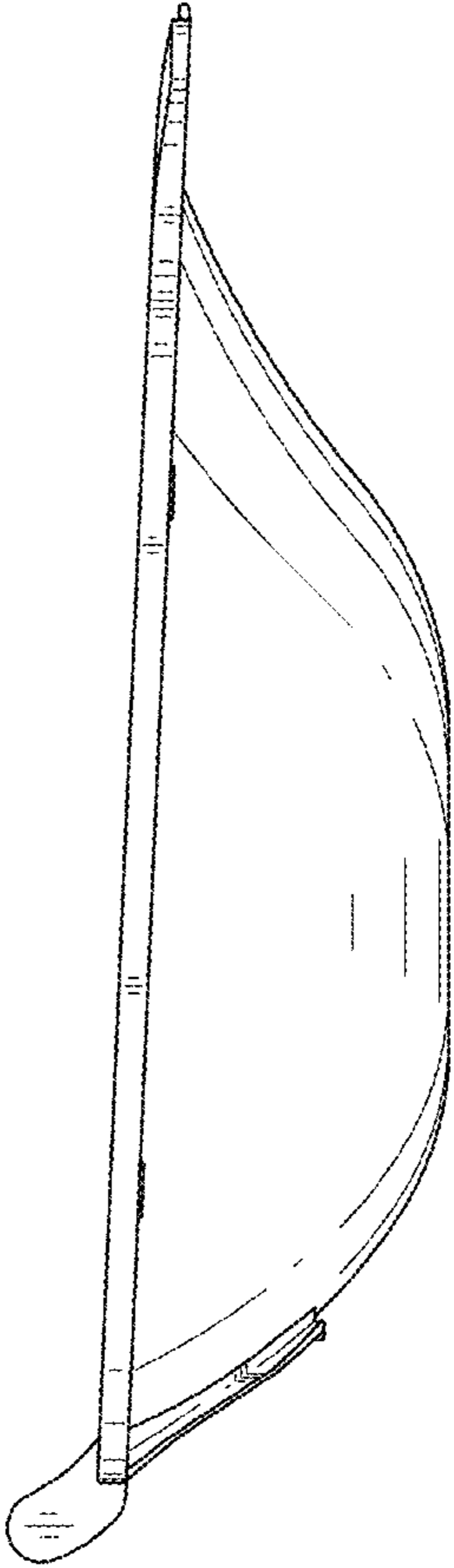


FIG. 5

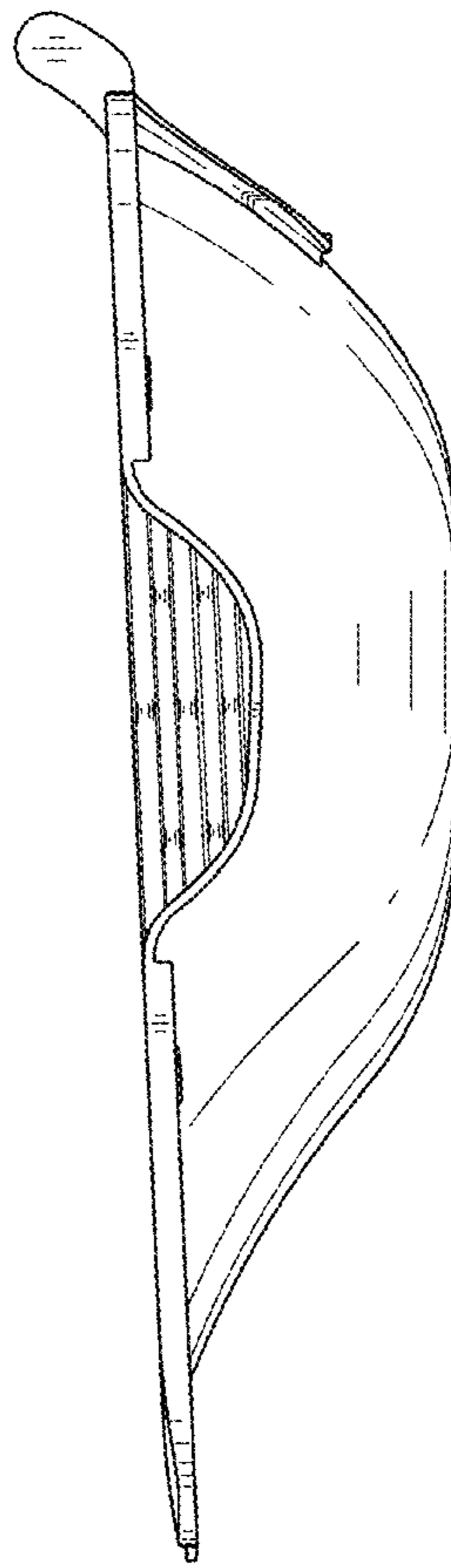


FIG. 6

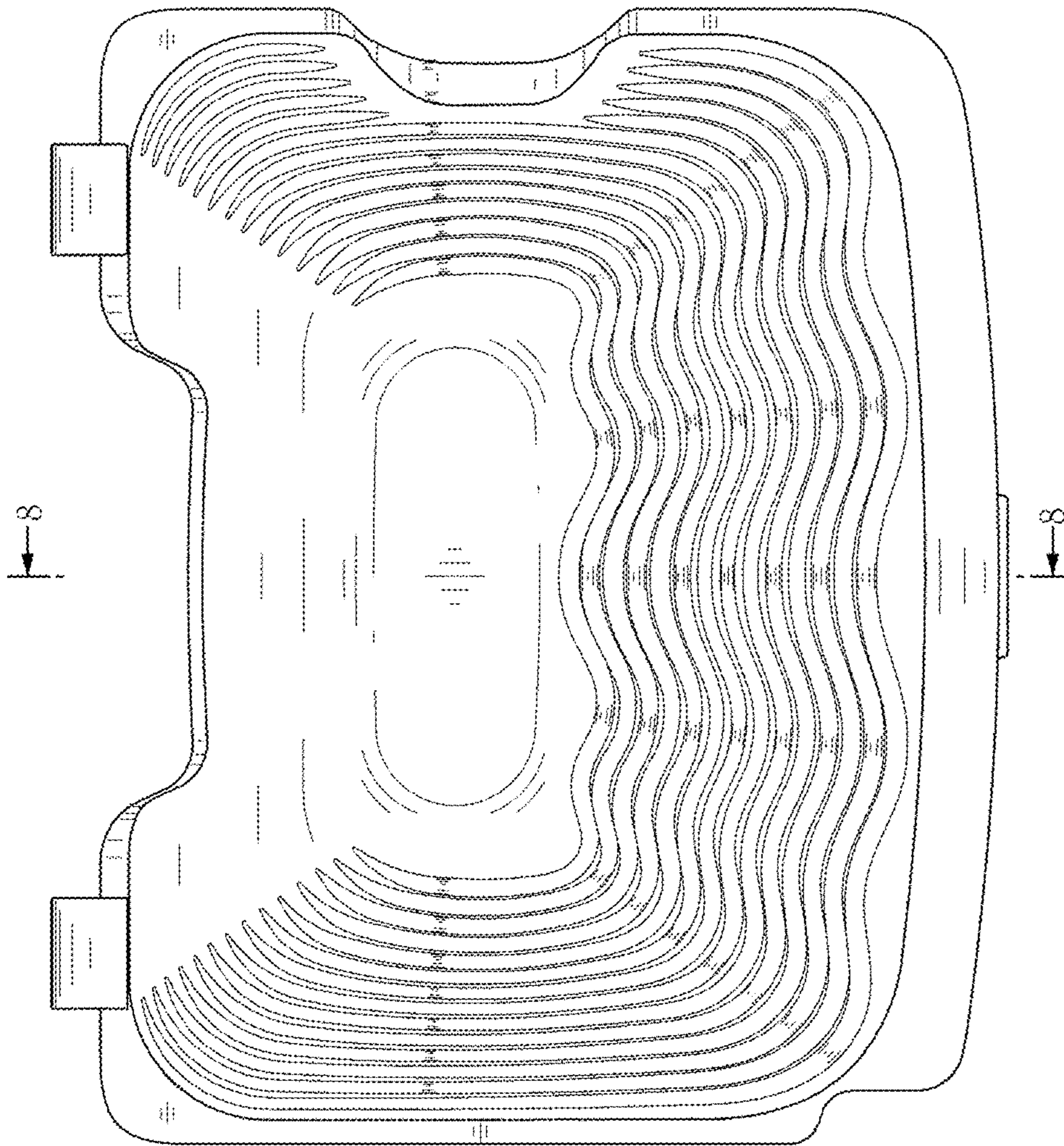


FIG. 7

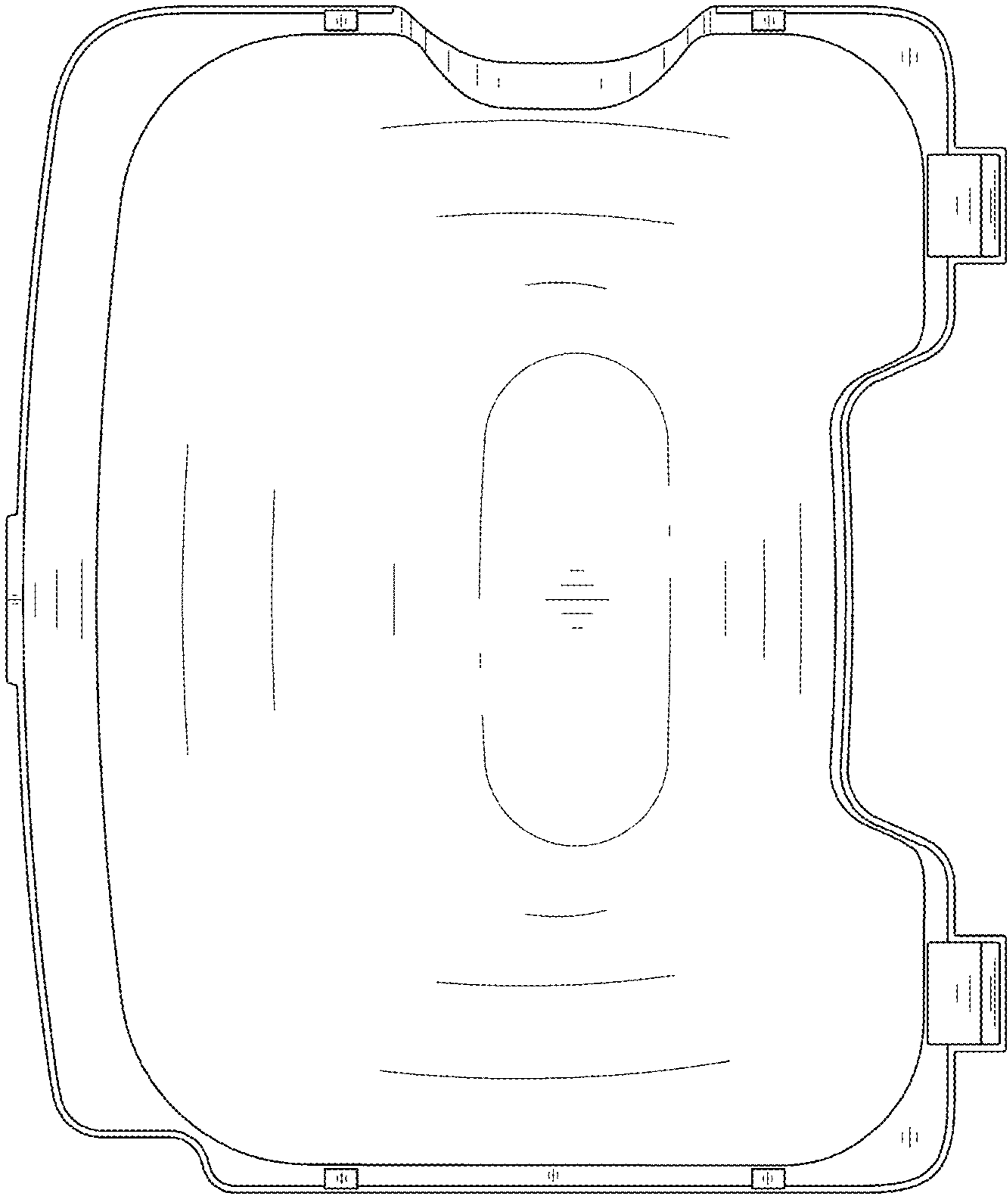




FIG. 8

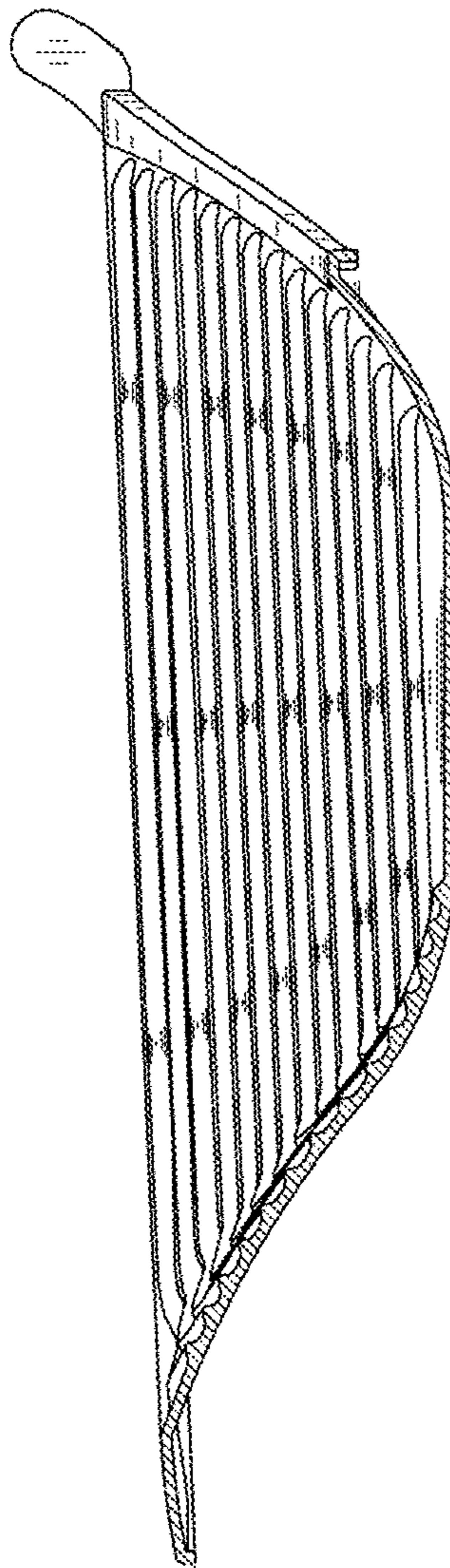


FIG. 9

