

US00D762926S

(12) **United States Design Patent**
Ets-Hokin

(10) **Patent No.:** **US D762,926 S**
(45) **Date of Patent:** **** Aug. 2, 2016**

(54) **DOG HARNESS**

(71) Applicant: **Judith Ets-Hokin**, Belvedere, CA (US)

(72) Inventor: **Judith Ets-Hokin**, Belvedere, CA (US)

(73) Assignee: **Judyets Inc.**, Belvedere, CA (US)

(**) Term: **15 Years**

(21) Appl. No.: **29/546,693**

(22) Filed: **Nov. 24, 2015**

(51) **LOC (10) Cl.** **30-04**

(52) **U.S. Cl.**
USPC **D30/152**

(58) **Field of Classification Search**
USPC D30/144, 145, 151, 152, 161, 169, 199;
D3/217, 231; D29/101.1, 101.3, 101.5;
D24/190; 119/174, 702, 712, 725, 758,
119/769, 792, 802, 850, 856, 858, 863, 865,
119/907; 224/42.11, 241, 505, 582; 54/38.1
CPC . A01K 27/002; A01K 27/004; A01K 27/005;
A01K 27/006
See application file for complete search history.

(56) **References Cited**

U.S. PATENT DOCUMENTS

1,437,255	A *	11/1922	Mallinson	A01K 13/006
					D30/145
D113,489	S *	2/1939	Du Mais	D30/145
D228,926	S *	10/1973	Bennett	54/79.2
4,530,309	A	7/1985	Collins		
5,913,285	A *	6/1999	Pritchard	A01K 27/002
					119/769
6,123,049	A	9/2000	Slater		
6,792,894	B1	9/2004	Donaldson		
6,827,044	B2	12/2004	Lobanoff et al.		
7,343,881	B2	3/2008	Schantz et al.		
D633,257	S *	2/2011	Trias	D30/152
D653,410	S *	1/2012	Morton	D30/152
8,210,131	B2	7/2012	Friedland		

8,261,699	B2	9/2012	Cho		
8,418,658	B1 *	4/2013	Remick	A01K 27/002
					119/792
D744,703	S *	12/2015	Kok-Duson	D30/144
D749,800	S *	2/2016	Zimmermann	D30/153
2007/0204808	A1 *	9/2007	Harada	A01K 13/006
					119/850
2009/0308330	A1 *	12/2009	Kajanoff	A01K 13/006
					119/850
2013/0333628	A1 *	12/2013	Wickens	A01K 15/02
					119/702
2015/0114312	A1 *	4/2015	Cacopardo	A01K 13/006
					119/850

OTHER PUBLICATIONS

Puppia Fall & Winter Collection, 2007, vol. 15.

* cited by examiner

Primary Examiner — Robert M Spear
Assistant Examiner — Kendra L Hamilton
(74) *Attorney, Agent, or Firm* — Steven A. Nielsen;
www.NielsenPatents.com

(57) **CLAIM**

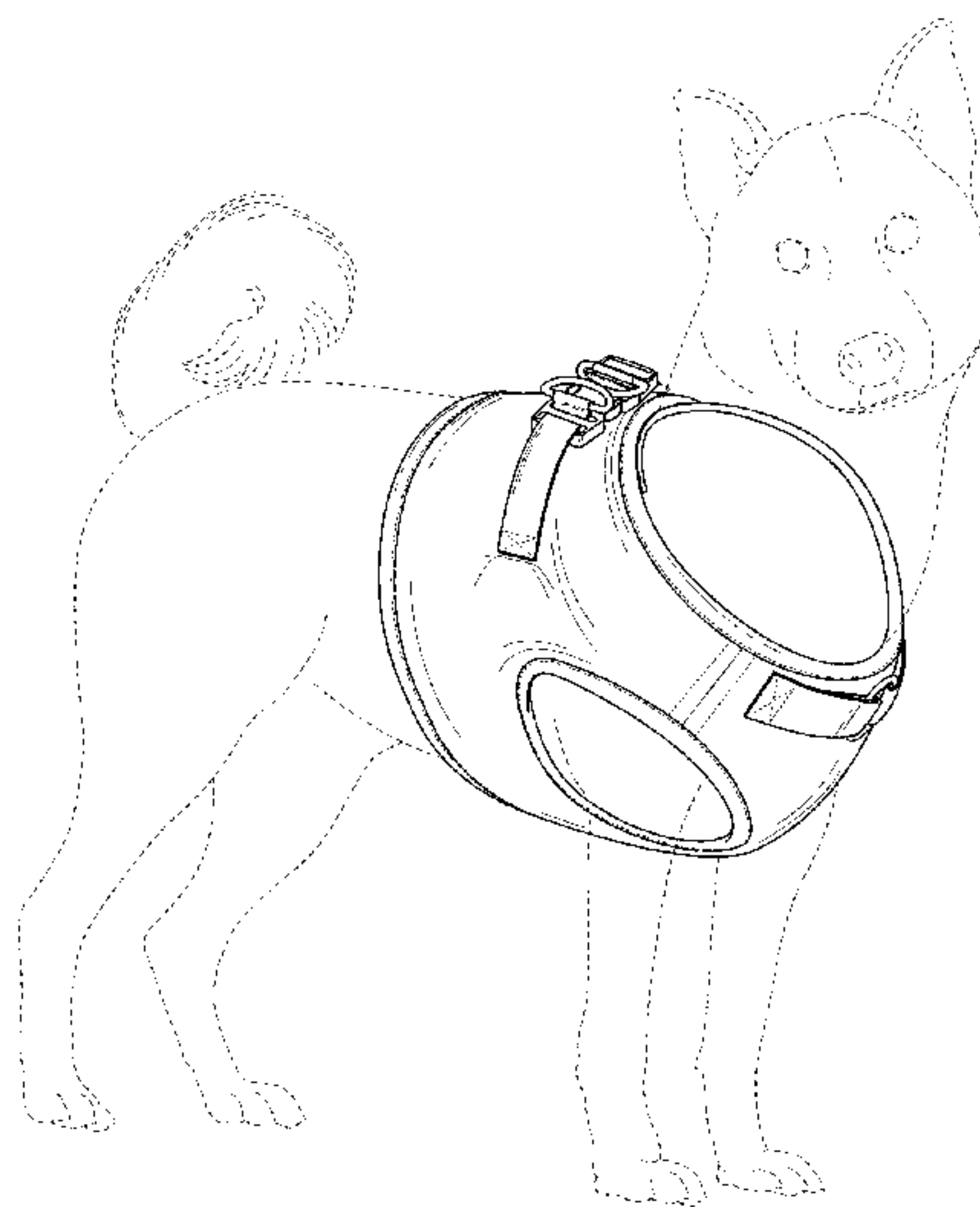
The ornamental design for a dog harness, as shown and described.

DESCRIPTION

FIG. 1 is a front and side perspective view of a dog harness showing a new design;
FIG. 2 is a front view thereof;
FIG. 3 is a rear view thereof;
FIG. 4 is a right side view thereof;
FIG. 5 is a left side view thereof;
FIG. 6 is a top view thereof; and,
FIG. 7 is a bottom view thereof.

The broken lines showing a dog in FIG. 1 depict environmental matter that forms no part of the claimed design. The broken lines on the pet harness in FIGS. 1 through 7 depict stitching that forms part of the claimed design.

1 Claim, 4 Drawing Sheets



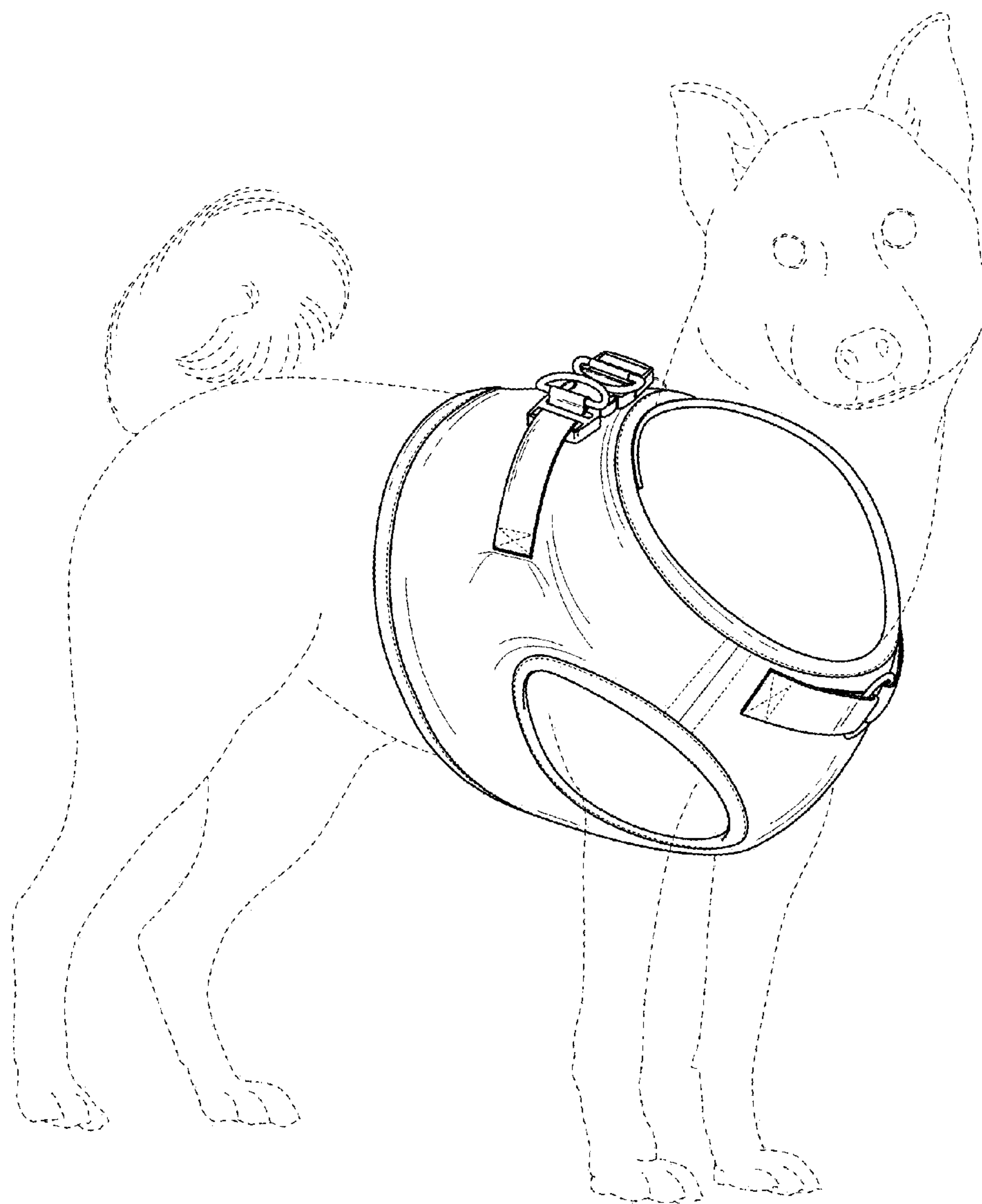


FIG. 1

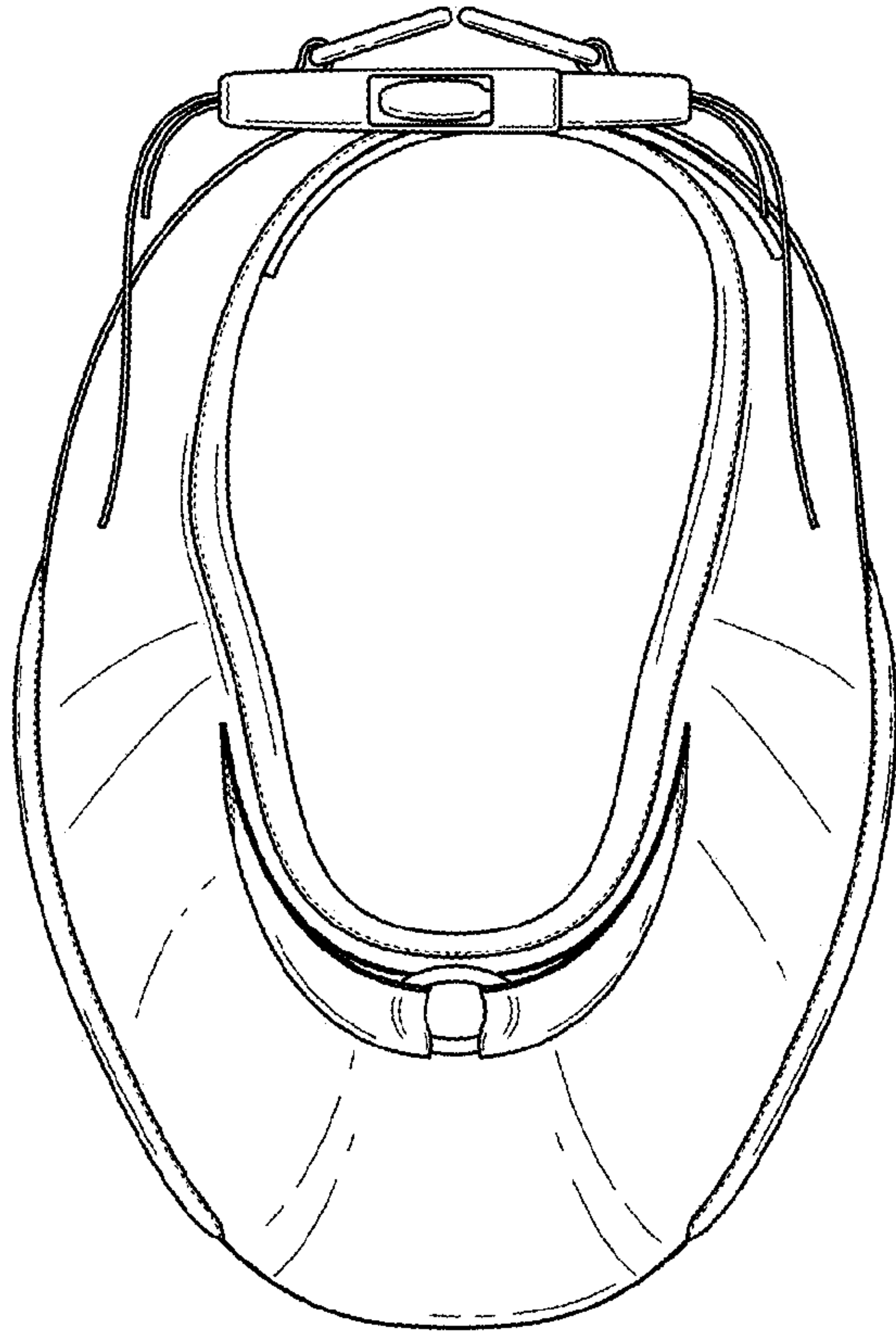


FIG. 2

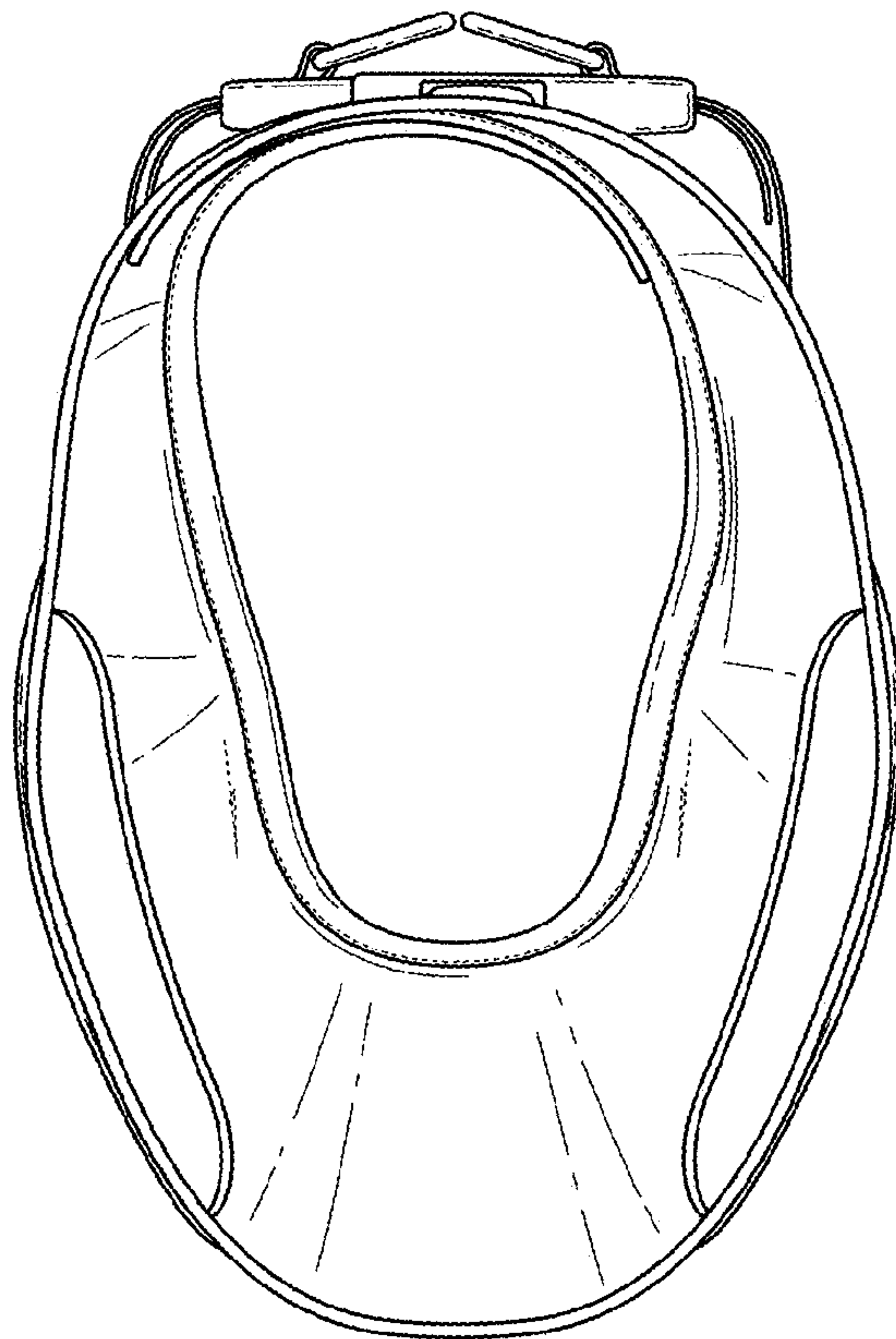


FIG. 3

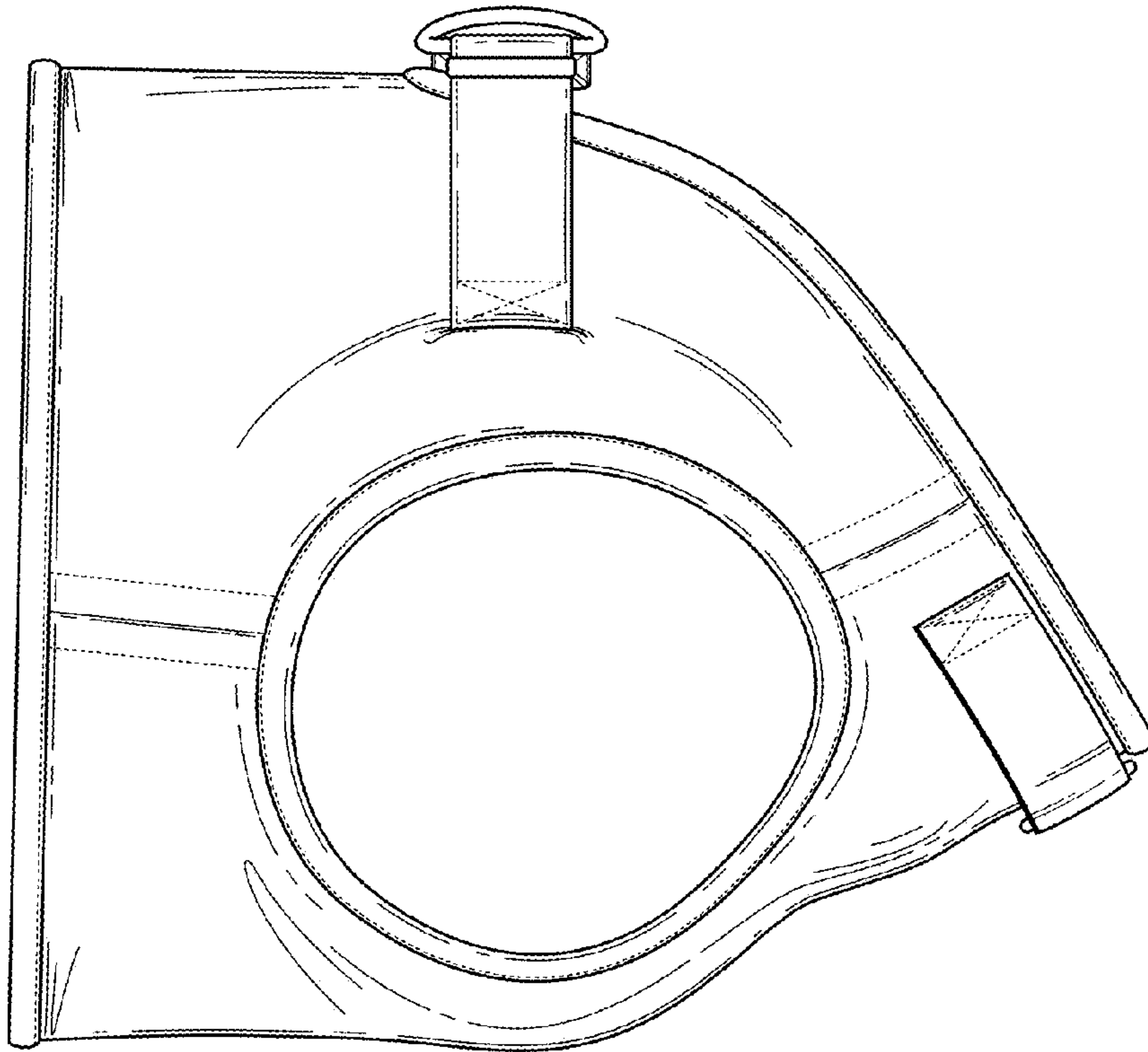


FIG. 4

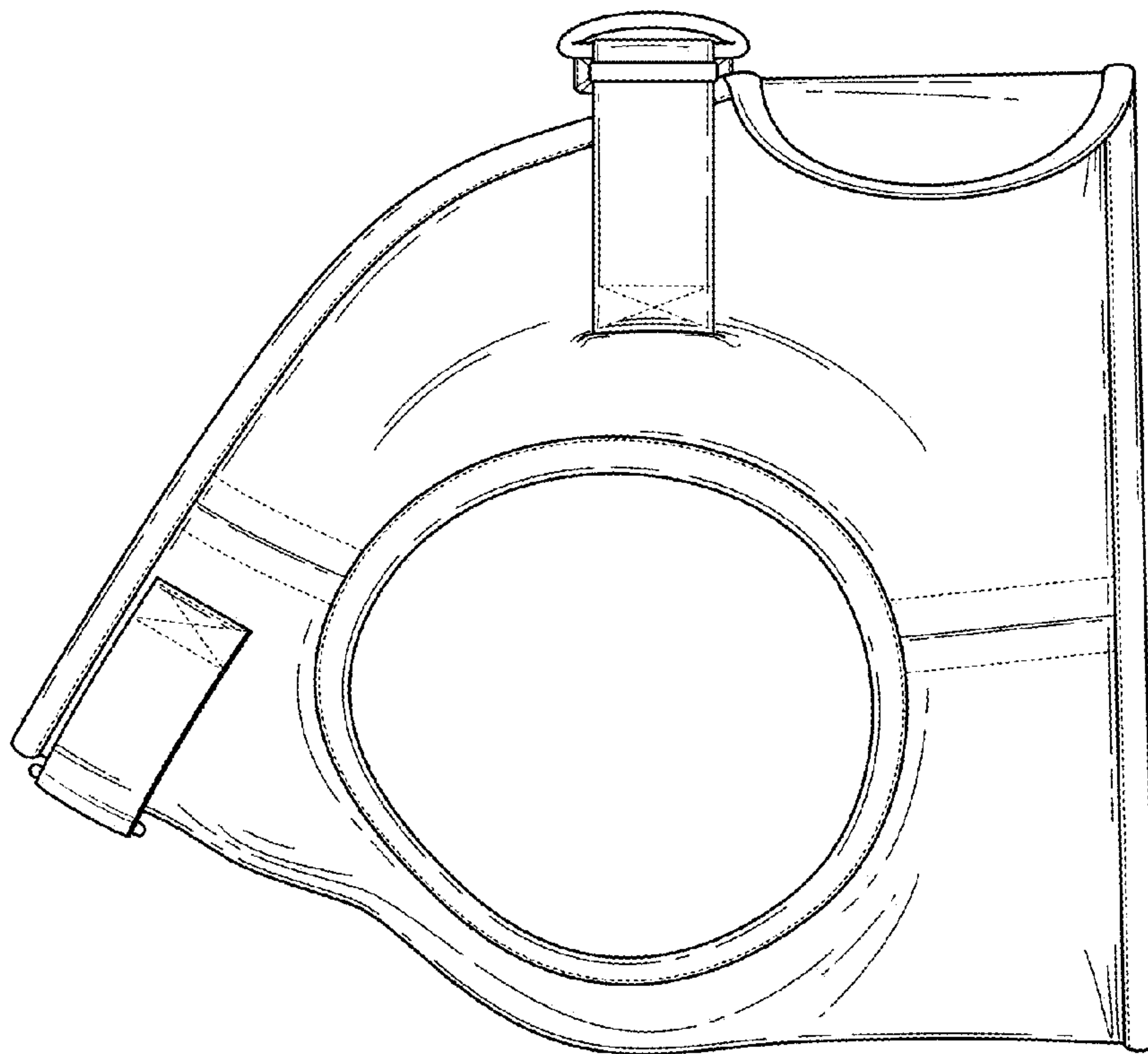


FIG. 5

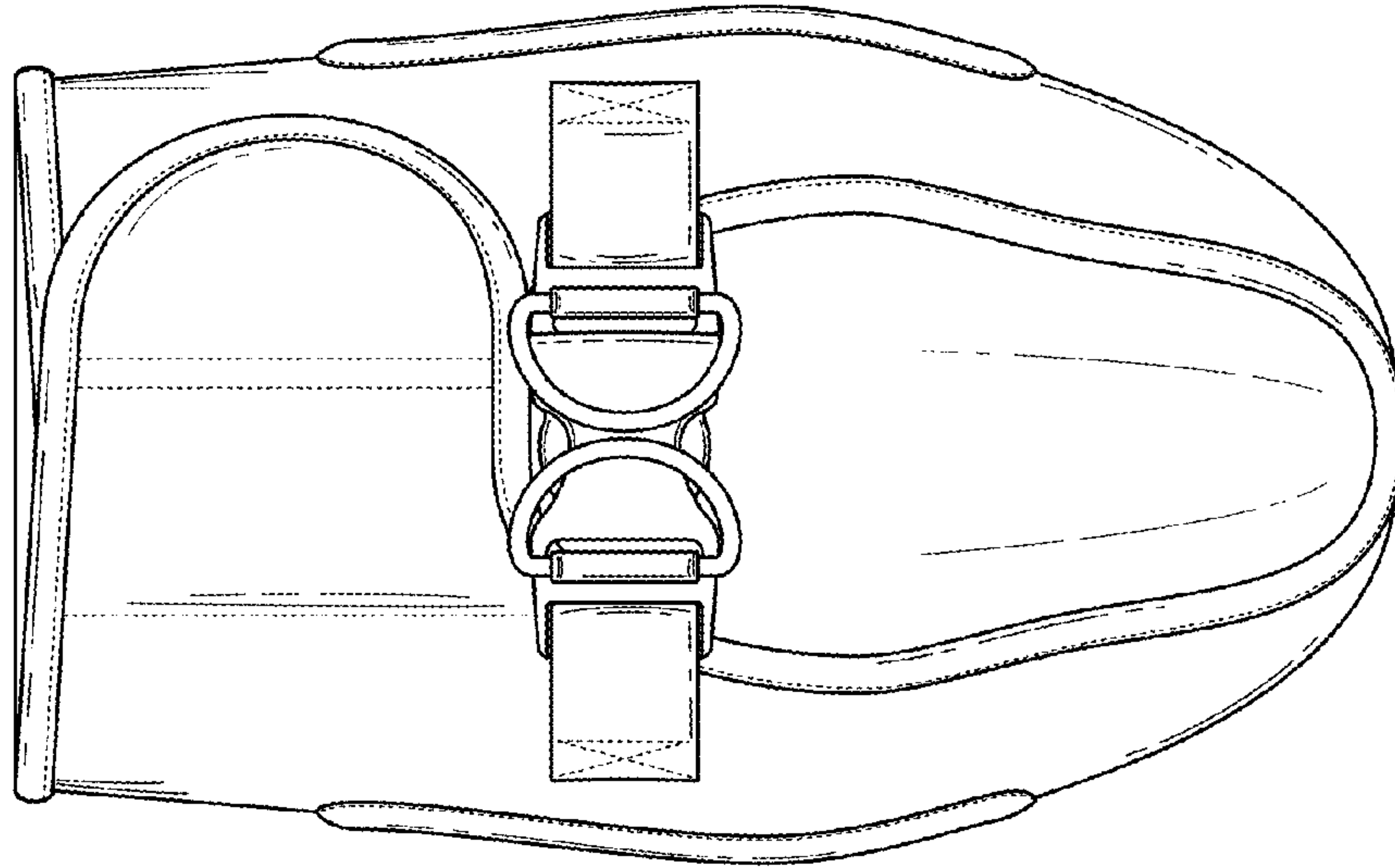


FIG. 6

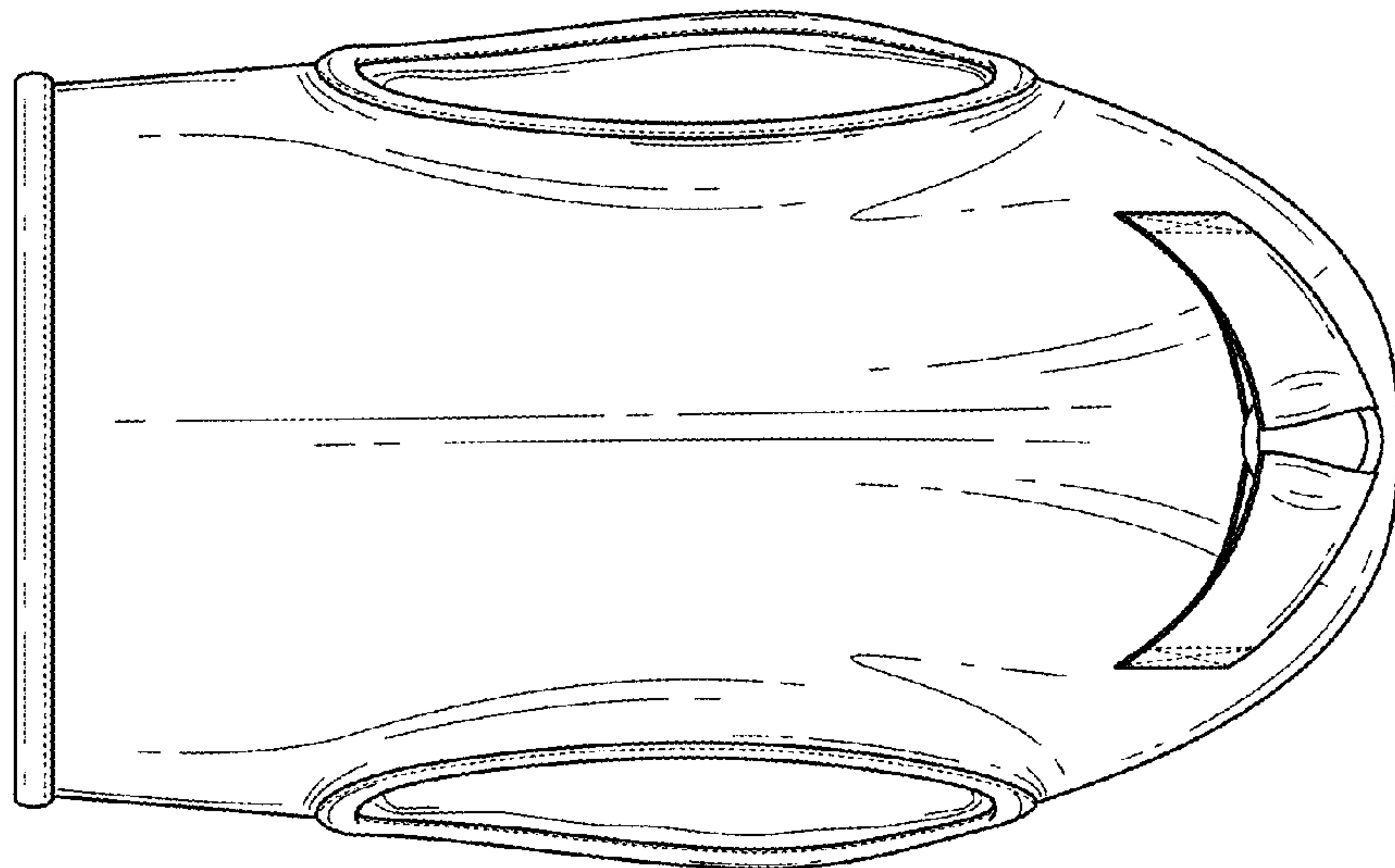


FIG. 7