

US00D762915S

(12) **United States Design Patent**
Louden

(10) **Patent No.:** **US D762,915 S**
(45) **Date of Patent:** **** Aug. 2, 2016**

(54) **WINE BARREL LIGHTING STAND**

(71) Applicant: **Kelly Louden**, Redmond, OR (US)

(72) Inventor: **Kelly Louden**, Redmond, OR (US)

(73) Assignee: **Kelly Louden**, Redmond, OR (US)

(**) Term: **14 Years**

(21) Appl. No.: **29/481,545**

(22) Filed: **Feb. 6, 2014**

(51) **LOC (10) Cl.** **26-99**

(52) **U.S. Cl.**
USPC **D26/138**

(58) **Field of Classification Search**
USPC D6/672-674; D26/73, 138
CPC A47F 5/04
See application file for complete search history.

(56) **References Cited**

U.S. PATENT DOCUMENTS

D90,455 S *	8/1933	Rubin	D26/73
D97,548 S *	11/1935	Davis	D6/451
2,063,393 A *	12/1936	McIver	211/49.1
D122,170 S *	8/1940	McCann	D6/399
D188,797 S *	9/1960	Page	D6/397
D195,341 S *	6/1963	Reymann	D6/451
D234,477 S *	3/1975	Lockhardt et al.	D6/349
D252,123 S *	6/1979	Searcy	D6/674
D255,067 S *	5/1980	Furnell	D6/640
D263,529 S *	3/1982	Magyar	D6/407

4,919,368 A *	4/1990	Garrett	248/121
D342,392 S *	12/1993	Mujica	D6/665
D346,240 S *	4/1994	Dickens et al.	D26/138
D348,182 S *	6/1994	Young	D7/702
D435,685 S *	12/2000	Lelm	D26/138
6,386,491 B1 *	5/2002	Bissett	248/121
D459,538 S *	6/2002	Pacheco et al.	D26/138
D467,757 S *	12/2002	Oei et al.	D6/674
D483,202 S *	12/2003	Slemmons	D6/688

* cited by examiner

Primary Examiner — Clare E Heflin

(74) *Attorney, Agent, or Firm* — Kilpatrick Townsend & Stockton LLP

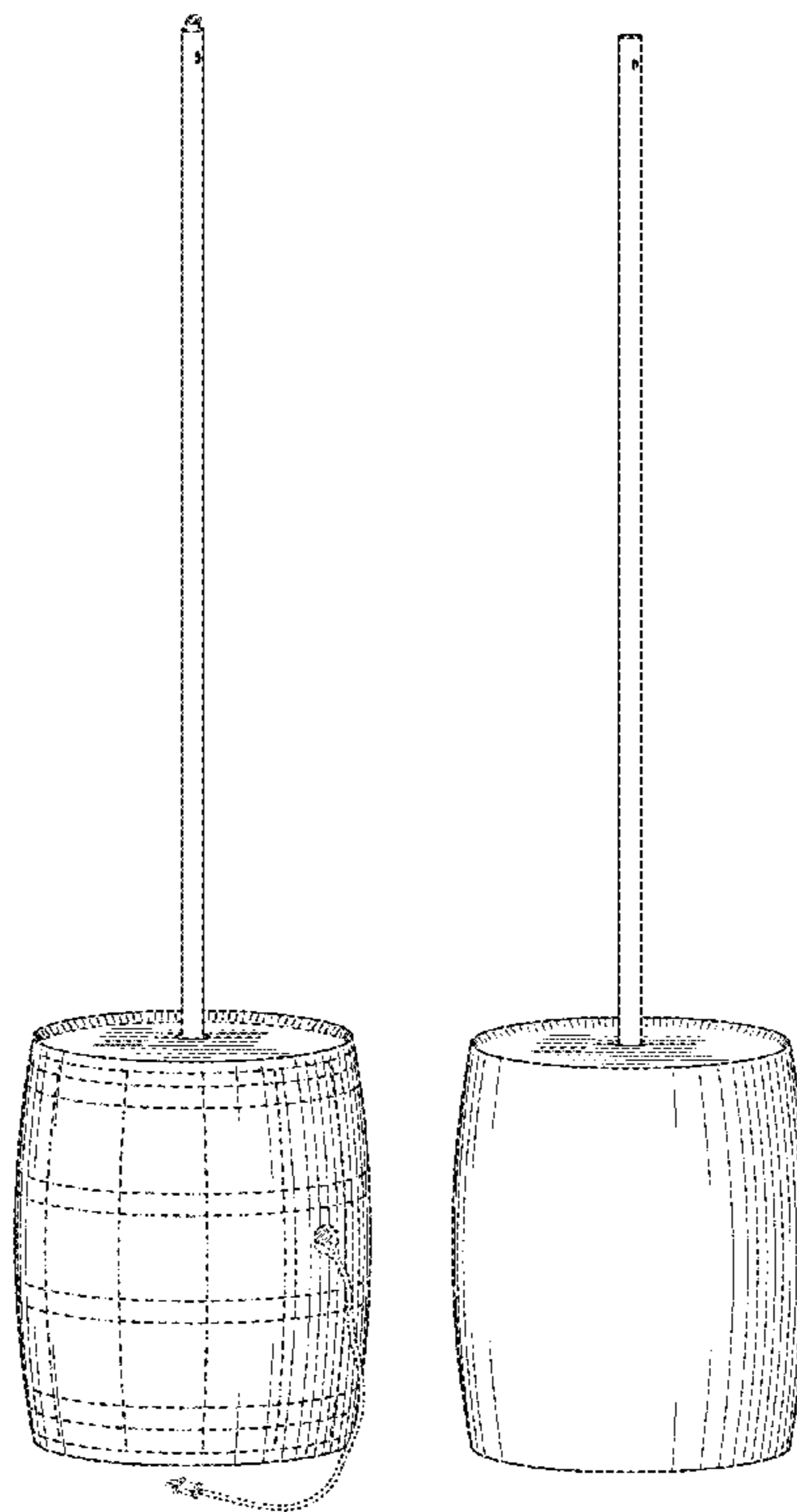
(57) **CLAIM**

The ornamental design for a wine barrel lighting stand, as shown and described.

DESCRIPTION

FIG. 1 is a perspective view of the wine barrel lighting stand showing the new design;
FIG. 2 is a top plan view thereof;
FIG. 3 is a bottom plan view thereof;
FIG. 4 is a front elevational view thereof;
FIG. 5 is a rear elevational view thereof;
FIG. 6 is a left side elevational view thereof;
FIG. 7 is a right side elevational view thereof; and,
FIG. 8 is another perspective view thereof showing only the claimed portion of the design.
The broken lines in the drawings are for illustrative purposes only and form no part of the claimed design.

1 Claim, 7 Drawing Sheets



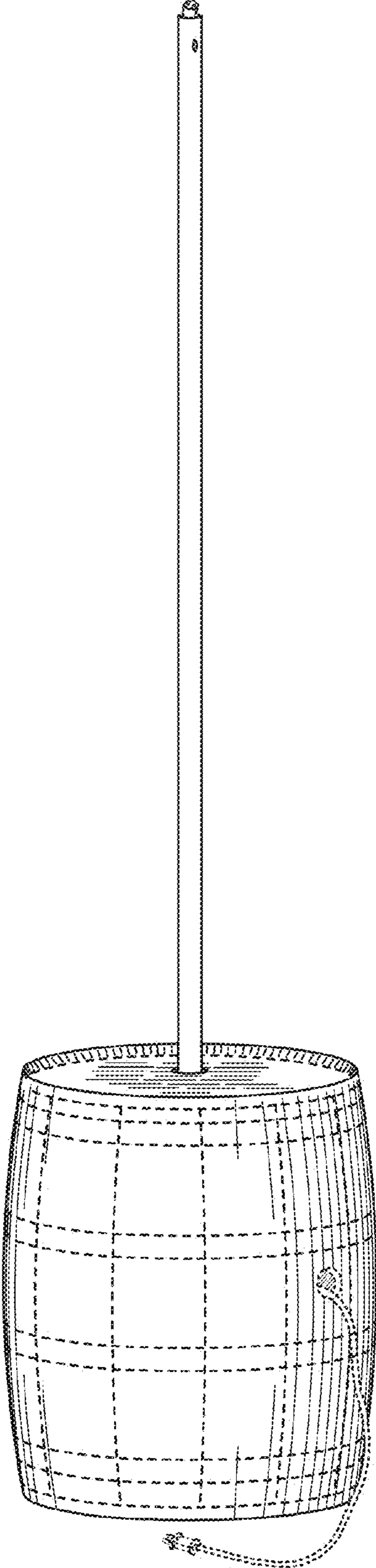


FIG. 1

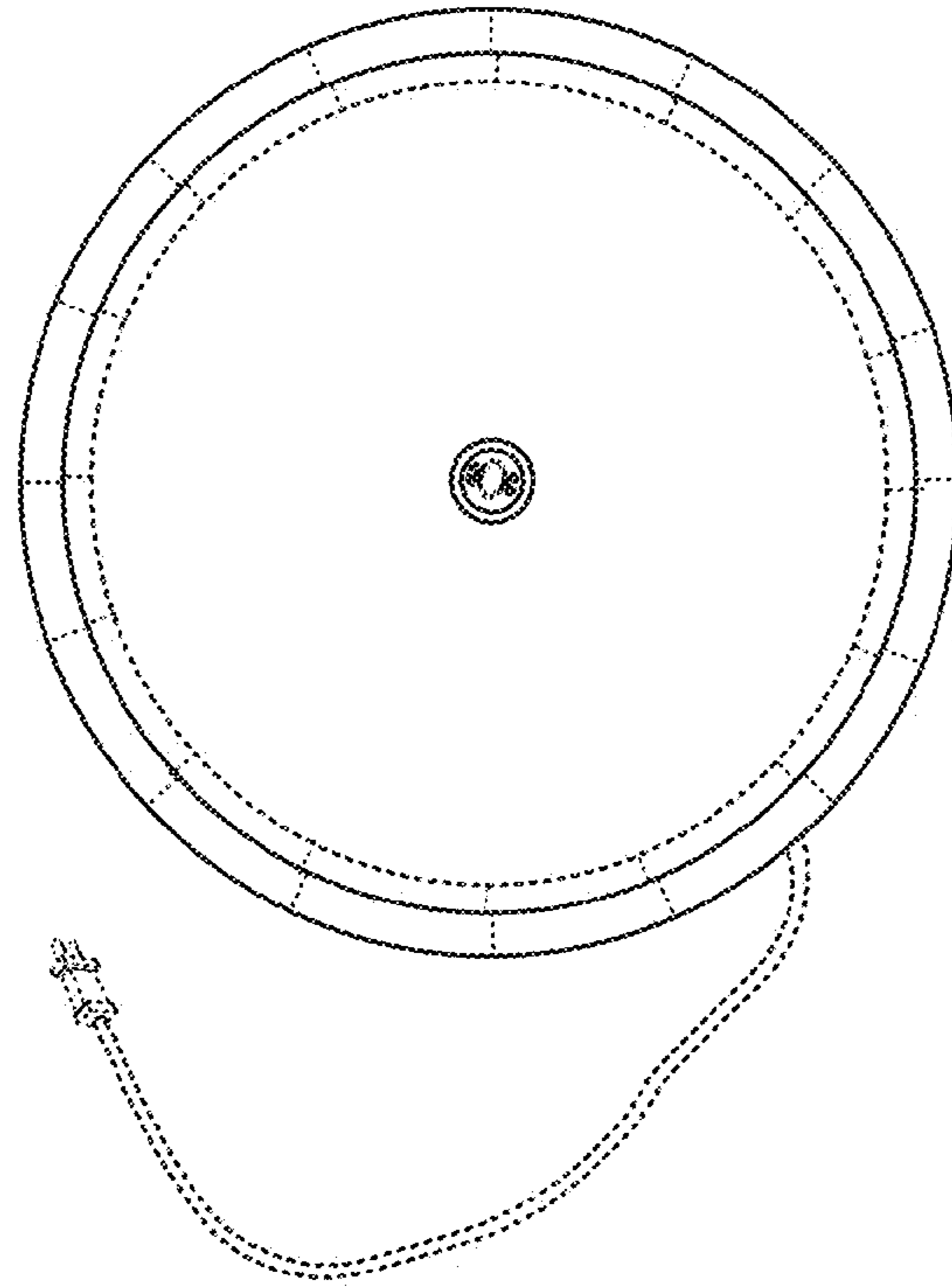


FIG. 2

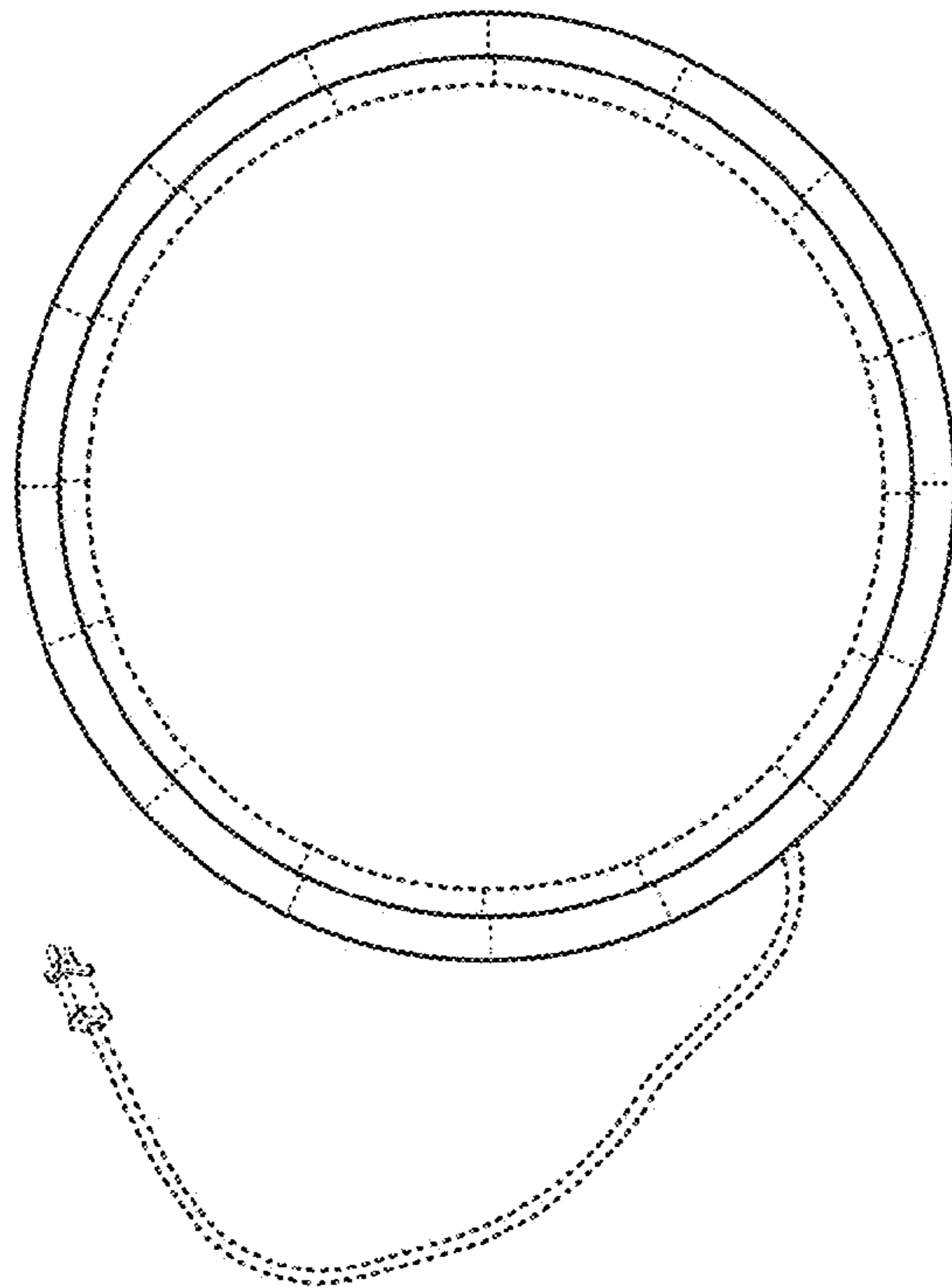


FIG. 3

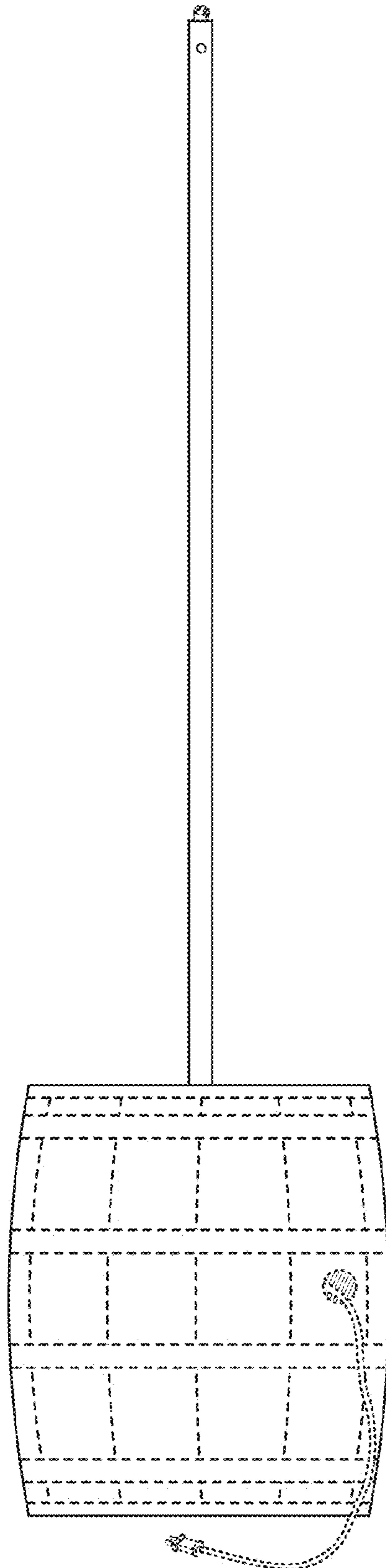


FIG. 4

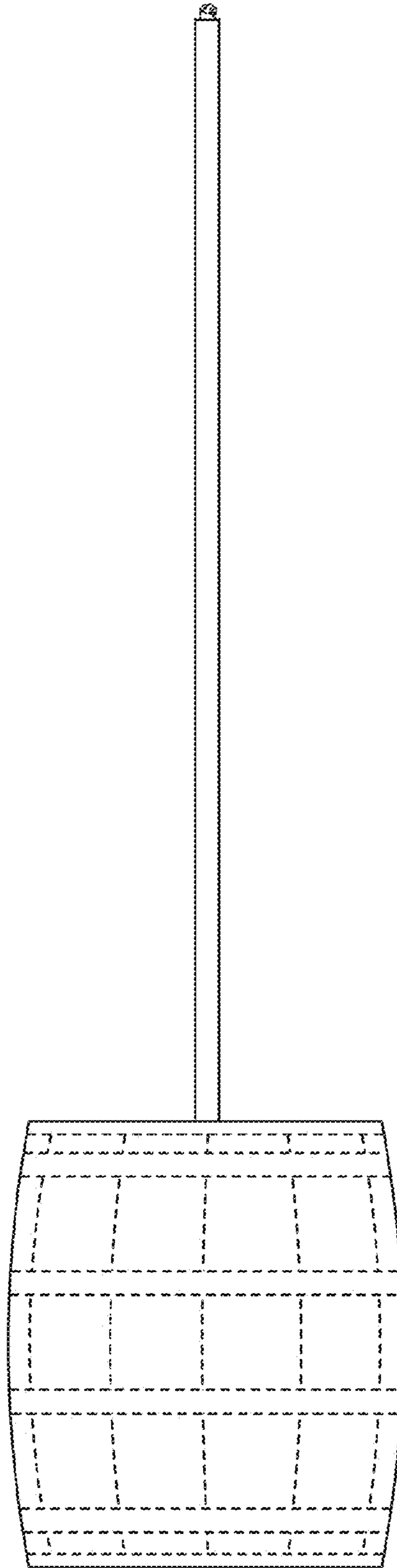


FIG. 5




FIG. 6

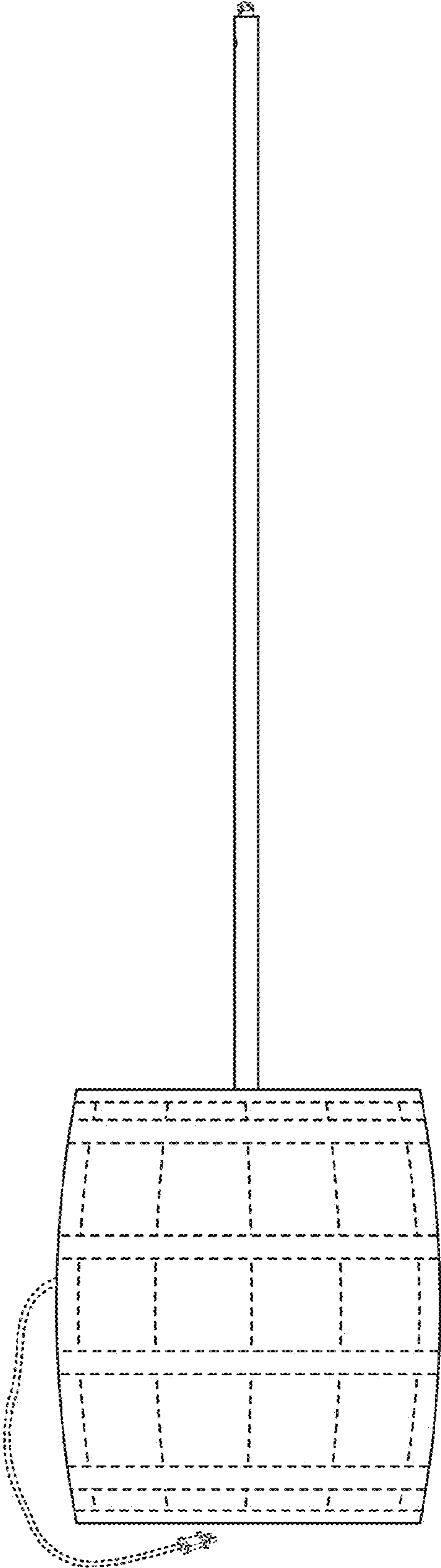


FIG. 7

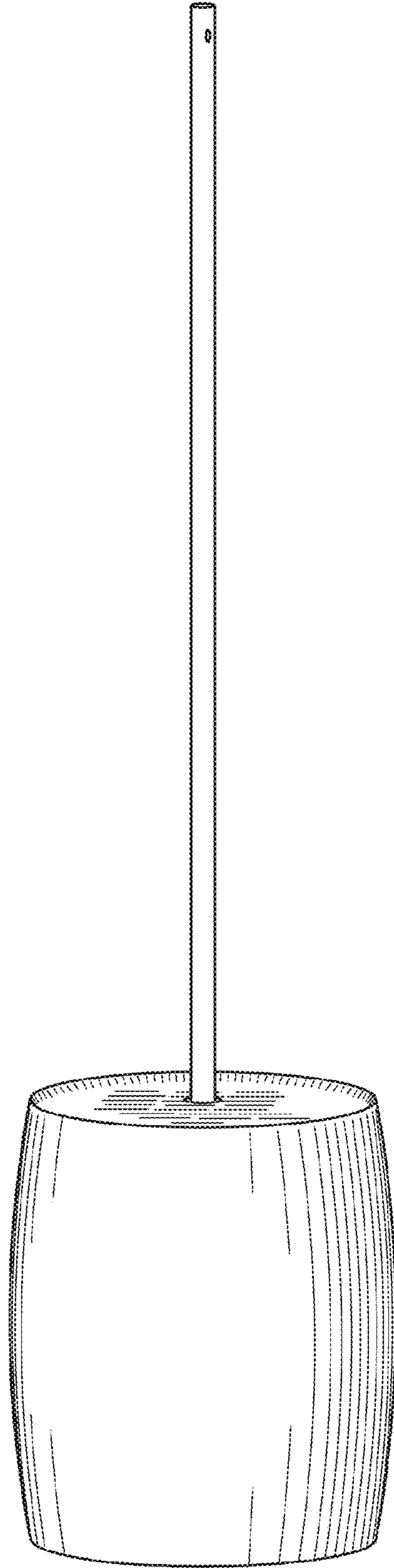


FIG. 8