



US00D762897S

(12) **United States Design Patent**  
**Sugesawa et al.**

(10) **Patent No.:** **US D762,897 S**

(45) **Date of Patent:** **\*\* Aug. 2, 2016**

(54) **LIGHT FIXTURE FOR A VEHICLE**

CPC ..... F21S 48/00; F21S 48/10; F21S 48/115;  
F21S 48/225; F21S 48/1233; F21S 48/1266;  
F21S 48/1388; F21S 48/2268; F21V 21/04  
See application file for complete search history.

(71) Applicants: **NIPPON SHARYO, LTD.**, Nagoya-shi,  
Aichi (JP); **CENTRAL JAPAN**  
**RAILWAY COMPANY**, Nagoya-shi,  
Aichi (JP)

(56) **References Cited**

U.S. PATENT DOCUMENTS

D526,430 S *	8/2006	Hernandez .....	D26/31
D576,754 S *	9/2008	Wang .....	D26/31
D653,783 S *	2/2012	Biro .....	D26/31
D714,480 S *	9/2014	Law .....	D26/31

\* cited by examiner

*Primary Examiner* — Marcus Jackson

(74) *Attorney, Agent, or Firm* — Oliff PLC

(72) Inventors: **Masahiro Sugawara**, Nagoya (JP);  
**Tomoyuki Fukunaga**, Nagoya (JP);  
**Yoshikazu Sumi**, Motosu (JP);  
**Masayuki Hattori**, Motosu (JP);  
**Kuniharu Matsuda**, Osaka (JP); **Akira**  
**Nishikawa**, Osaka (JP); **Hiroki Tanaka**,  
Nagoya (JP); **Hiroyuki Ishikura**,  
Nagoya (JP)

(57) **CLAIM**

The ornamental design for a light fixture for a vehicle, as shown and described.

(73) Assignees: **NIPPON SHARYO, LTD.**, Nagoya  
(JP); **CENTRAL JAPAN RAILWAY**  
**COMPANY**, Nagoya (JP)

**DESCRIPTION**

(\*\*) Term: **14 Years**

FIG. 1 is a front elevational view of the light fixture for a vehicle;

(21) Appl. No.: **29/521,060**

FIG. 2 is a rear elevational view thereof;

(22) Filed: **Mar. 19, 2015**

FIG. 3 is a right elevational view thereof;

(30) **Foreign Application Priority Data**

Sep. 19, 2014	(JP)	.....	2014-020857
Sep. 19, 2014	(JP)	.....	2014-020858
Sep. 19, 2014	(JP)	.....	2014-020859
Sep. 19, 2014	(JP)	.....	2014-020860
Sep. 19, 2014	(JP)	.....	2014-020861

FIG. 4 is a left elevational view thereof;

FIG. 5 is a top plan view thereof;

FIG. 6 is a bottom plan view thereof;

FIG. 7 is an enlarged view of the area 7 in FIG. 1;

FIG. 8 is an enlarged view of the area 8 in FIG. 5;

FIG. 9 is a cross-sectional view along line 9 in FIG. 7; and,

FIG. 10 is a cross-sectional view along line 10 in FIG. 1.

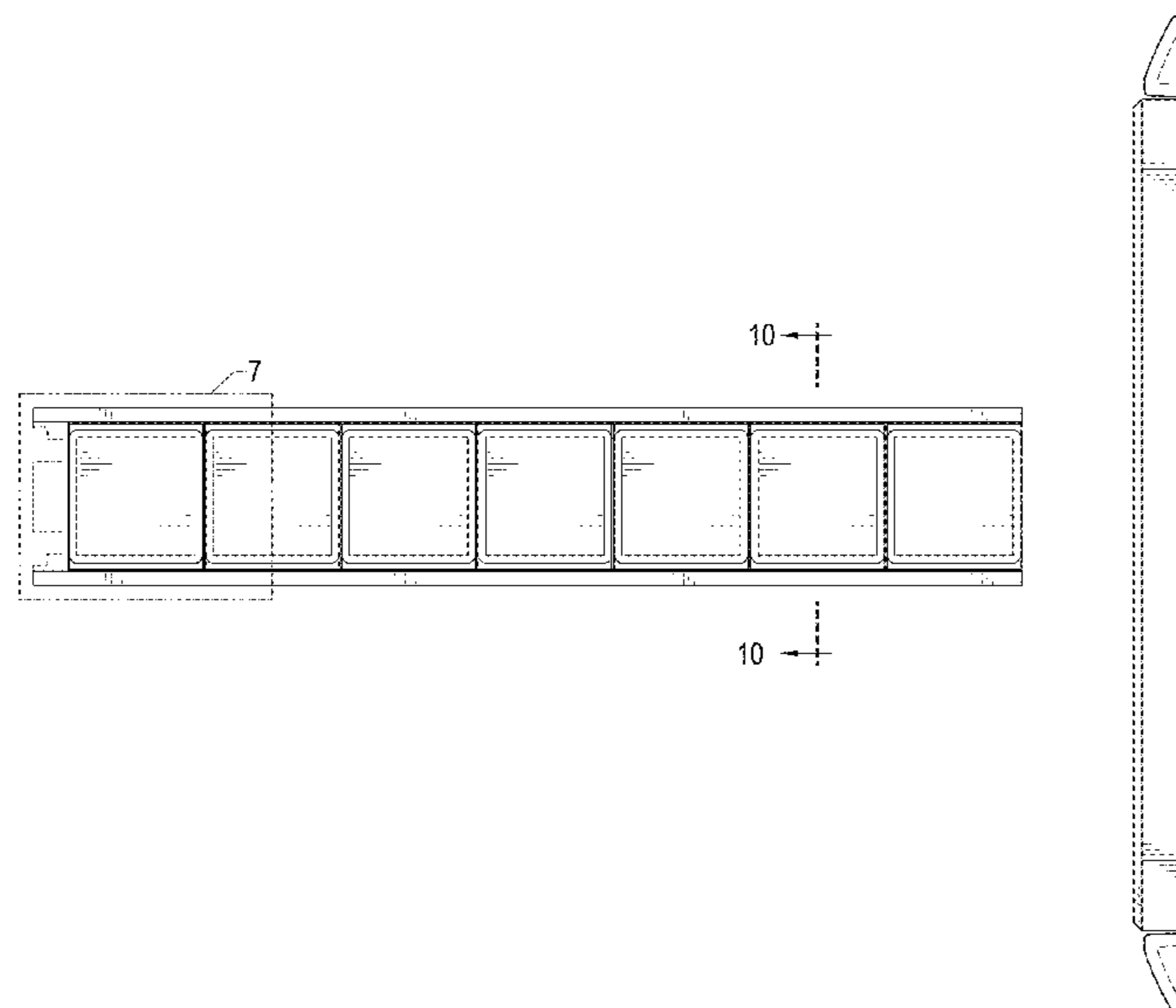
The broken lines depict environmental subject matter only and form no part of the claimed design. The dot-dash chain lines indicate boundaries of the claimed subject matter and form no part of the claimed design. The dot-dot-dash chain lines indicate enlargement areas and form no part of the claimed design.

(51) **LOC (10) Cl.** ..... **26-06**

(52) **U.S. Cl.**  
USPC ..... **D26/31**

(58) **Field of Classification Search**  
USPC ..... D26/28-36; 362/61, 80-83, 267-269,  
362/459-468, 475-478, 485-487

**1 Claim, 6 Drawing Sheets**



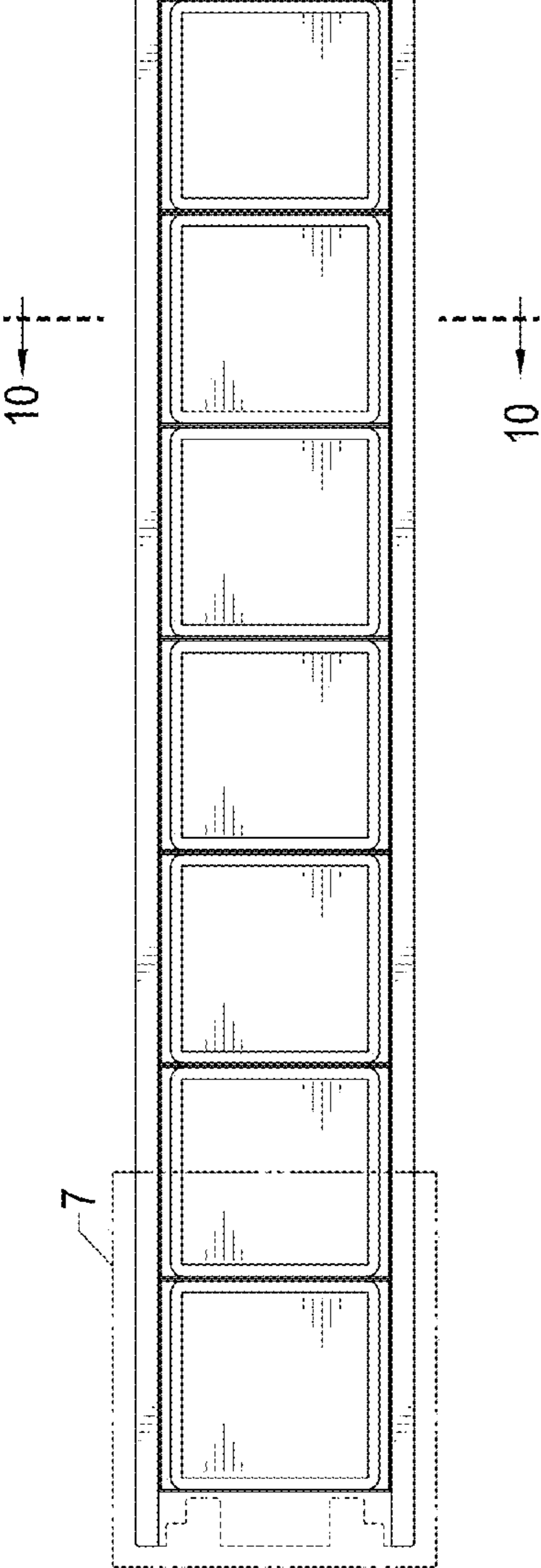


FIG. 1




FIG. 2

FIG. 4





FIG. 3






FIG. 5



FIG. 6

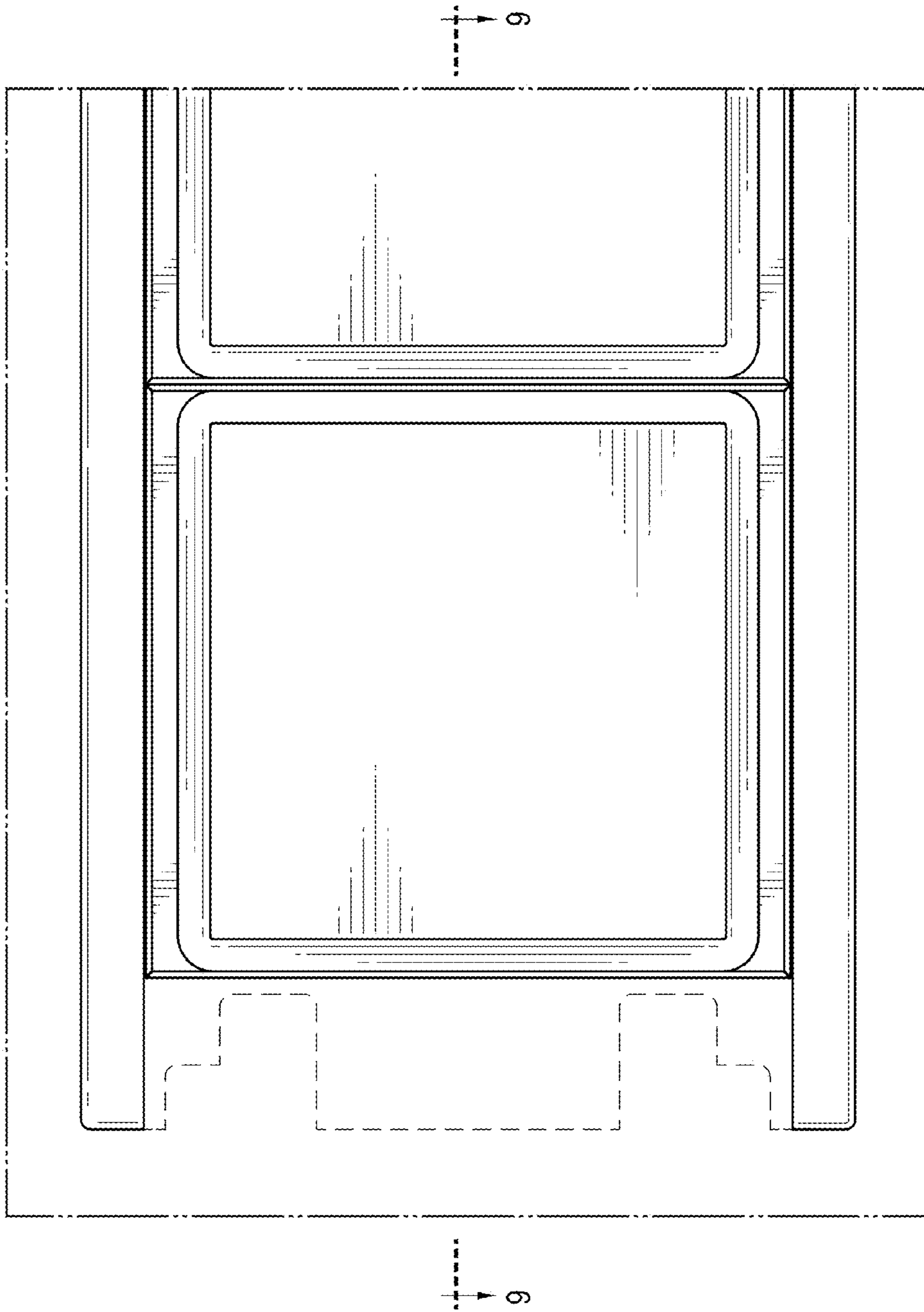


FIG. 7

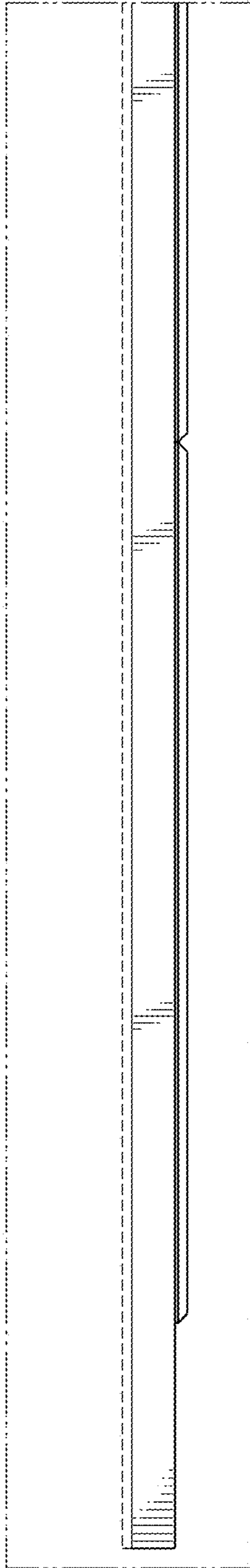


FIG. 8

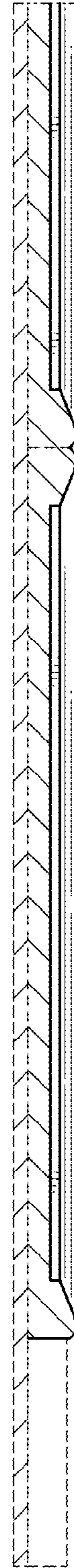


FIG. 9

FIG. 10

