



US00D762895S

(12) **United States Design Patent**  
**Sugesawa et al.**

(10) **Patent No.:** **US D762,895 S**

(45) **Date of Patent:** **\*\* Aug. 2, 2016**

(54) **LIGHT FIXTURE FOR A VEHICLE**

(56) **References Cited**

(71) Applicants: **CENTRAL JAPAN RAILWAY COMPANY**, Nagoya-shi, Aichi (JP);  
**NIPPON SHARYO, LTD.**, Nagoya-shi, Aichi (JP)

U.S. PATENT DOCUMENTS

D526,430 S *	8/2006	Hernandez	.....	D26/31
D576,754 S *	9/2008	Wang	.....	D26/31
D653,783 S *	2/2012	Biro	.....	D26/31
D714,480 S *	9/2014	Law	.....	D26/31

(72) Inventors: **Masahiro Sugawara**, Nagoya (JP);  
**Tomoyuki Fukunaga**, Nagoya (JP);  
**Yoshikazu Sumi**, Motosu (JP);  
**Masayuki Hattori**, Motosu (JP);  
**Kuniharu Matsuda**, Osaka (JP); **Akira Nishikawa**, Osaka (JP); **Hiroki Tanaka**, Nagoya (JP); **Hiroyuki Ishikura**, Nagoya (JP)

\* cited by examiner

*Primary Examiner* — Marcus Jackson  
(74) *Attorney, Agent, or Firm* — Oliff PLC

(73) Assignees: **NIPPON SHARYO, LTD.**, Nagoya (JP); **CENTRAL JAPAN RAILWAY COMPANY**, Nagoya (JP)

(57) **CLAIM**  
The ornamental design for a light fixture for a vehicle, as shown and described.

(\*\*) Term: **14 Years**

**DESCRIPTION**

(21) Appl. No.: **29/521,016**

FIG. 1 is a front elevational view of the light fixture for a vehicle;  
FIG. 2 is a rear elevational view thereof;  
FIG. 3 is a right elevational view thereof;  
FIG. 4 is a left elevational view thereof;  
FIG. 5 is a top plan view thereof;  
FIG. 6 is a bottom plan view thereof;  
FIG. 7 is an enlarged view of the area 7 in FIG. 1;  
FIG. 8 is an enlarged view of the area 8 in FIG. 1;  
FIG. 9 is an enlarged view of the area 9 in FIG. 1;  
FIG. 10 is an enlarged view of the area 10 in FIG. 1;  
FIG. 11 is an enlarged view of the area 11 in FIG. 2;  
FIG. 12 is an enlarged view of the area 12 in FIG. 2;  
FIG. 13 is an enlarged view of the area 13 in FIG. 5;  
FIG. 14 is a cross-sectional view along line 14 in FIG. 9;  
FIG. 15 is a cross-sectional view along line 15 in FIG. 10; and,  
FIG. 16 is a cross-sectional view along line 16 in FIG. 7.

(22) Filed: **Mar. 19, 2015**

(30) **Foreign Application Priority Data**

Sep. 19, 2014 (JP) ..... 2014-020851

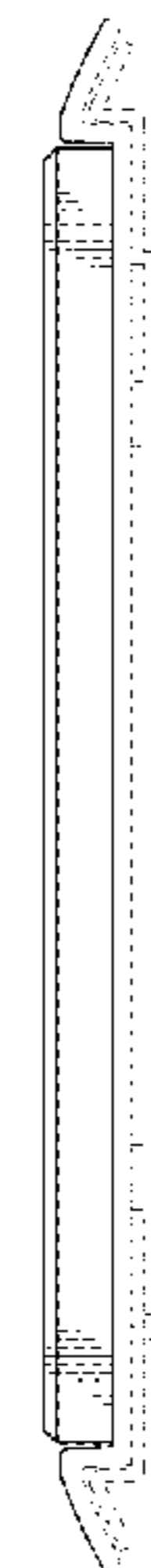
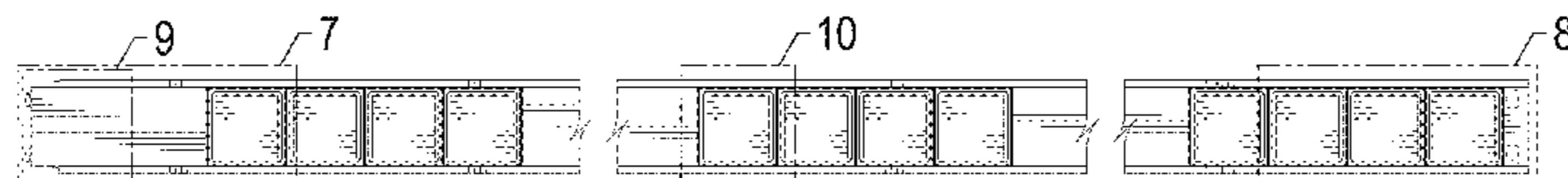
(51) **LOC (10) Cl.** ..... **26-06**

(52) **U.S. Cl.**  
USPC ..... **D26/31**

(58) **Field of Classification Search**  
USPC ..... D26/28–36; 362/61, 80–83, 267–269,  
362/459–468, 475–478, 485–487  
CPC ..... F21S 48/00; F21S 48/10; F21S 48/115;  
F21S 48/225; F21S 48/1233; F21S 48/1266;  
F21S 48/1388; F21S 48/2268; F21V 21/04  
See application file for complete search history.

The broken lines depict environmental subject matter only and form no part of the claimed design. The dot-dot-dash chain lines indicate enlargement areas and form no part of the claimed design. The appearance of the portion of the article between the bracketed break forms no part of the claimed design.

**1 Claim, 9 Drawing Sheets**



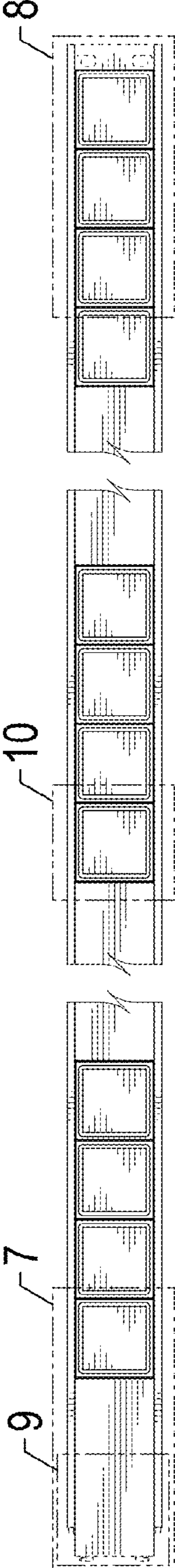


FIG. 1

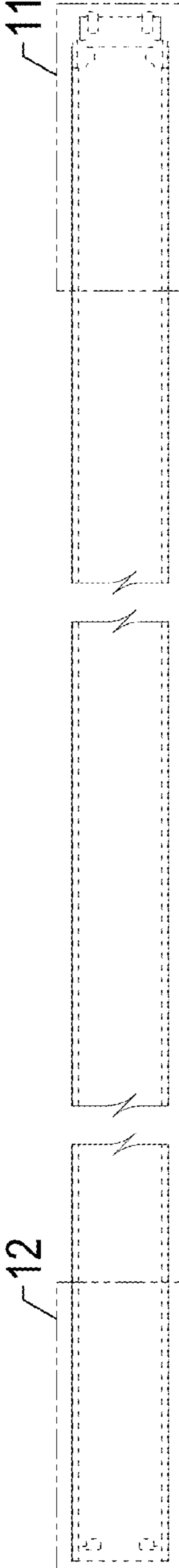


FIG. 2

FIG. 4

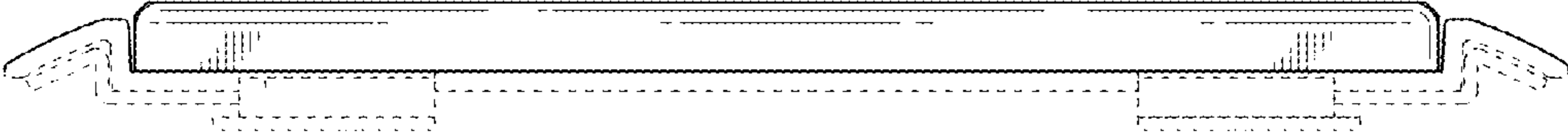
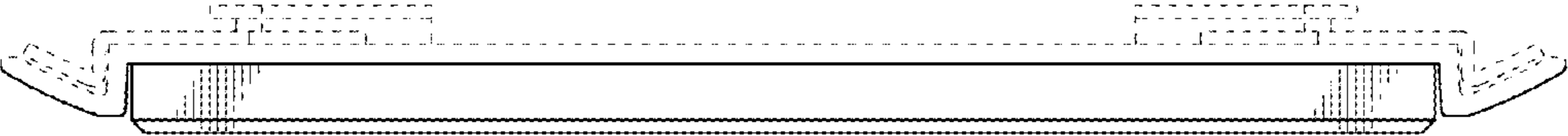


FIG. 3






FIG. 5

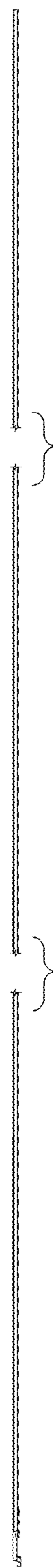


FIG. 6

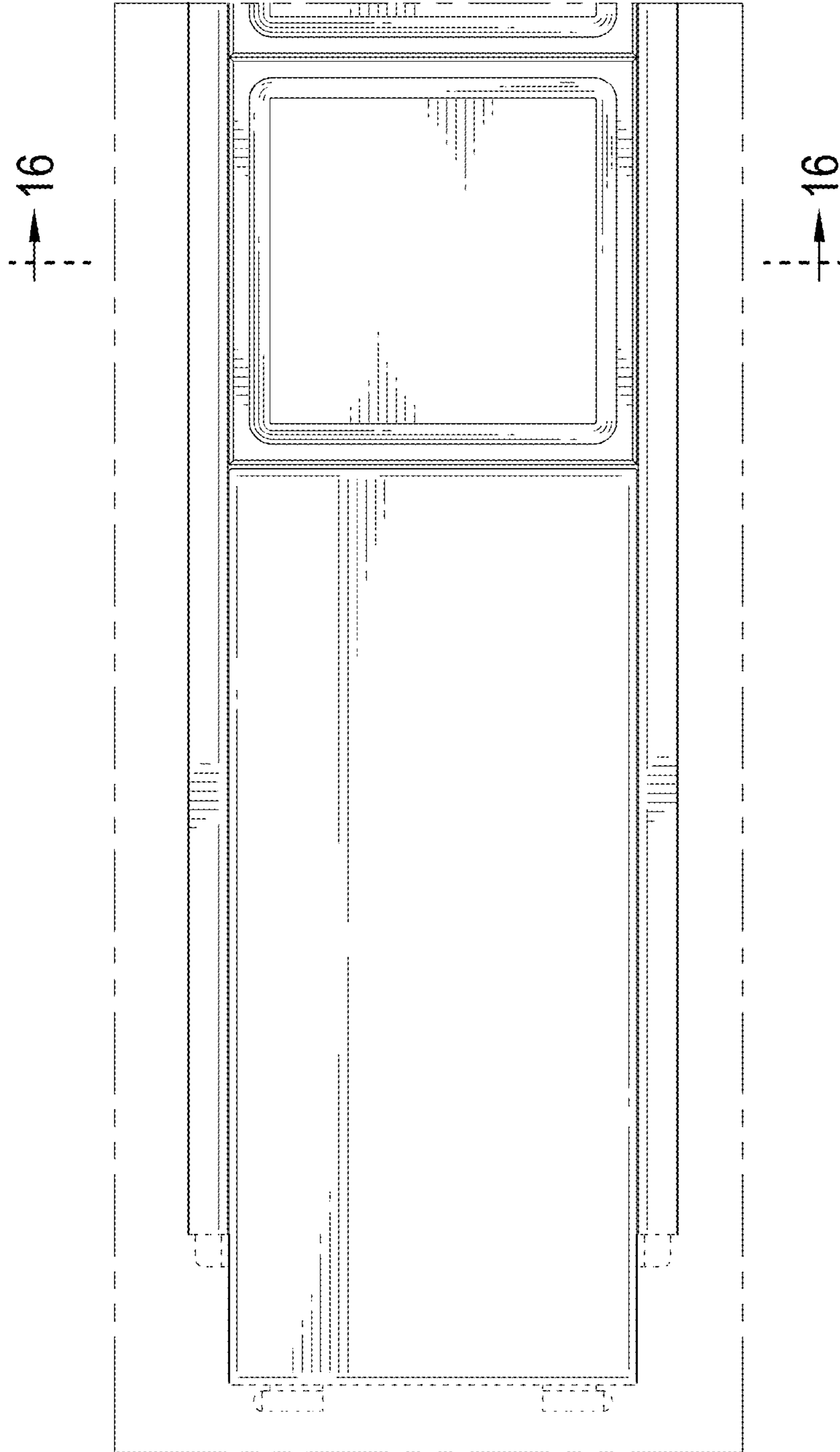


FIG. 7

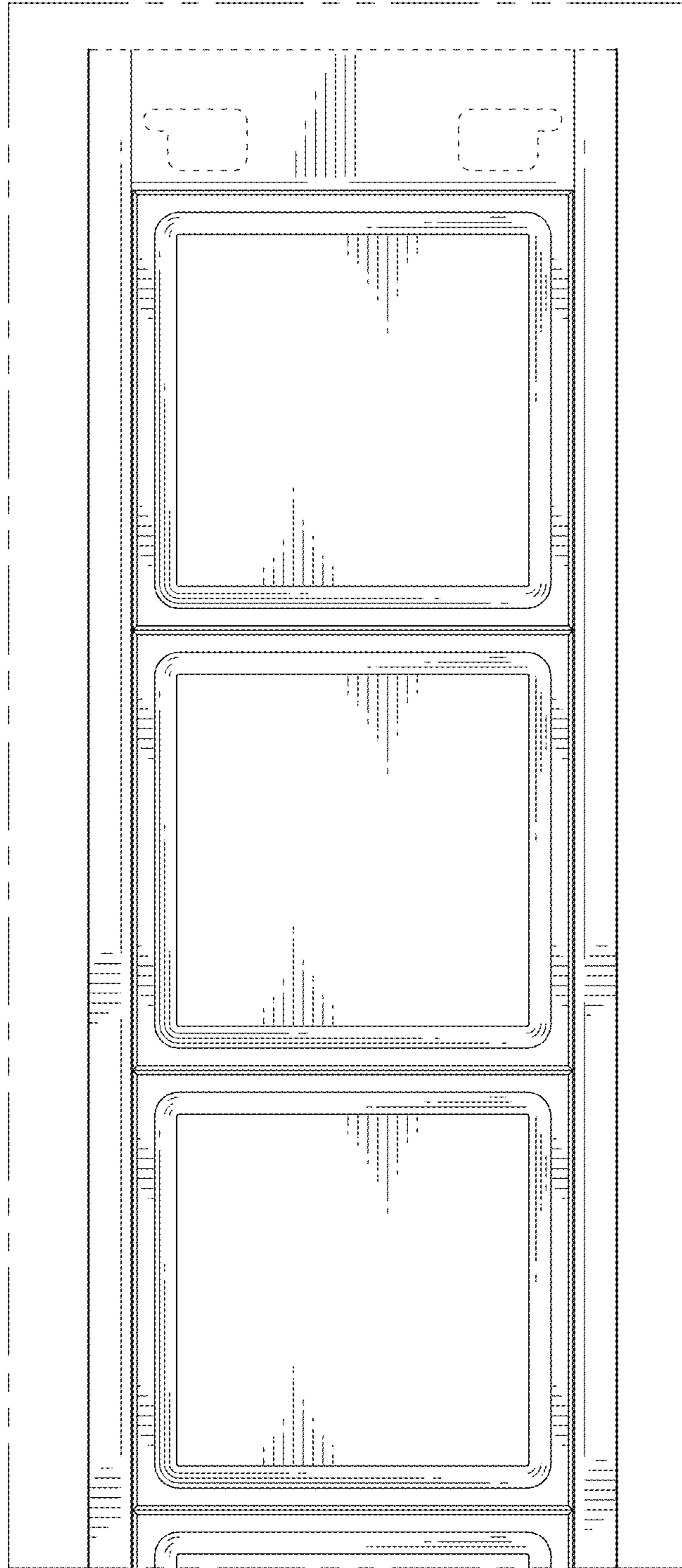


FIG. 8



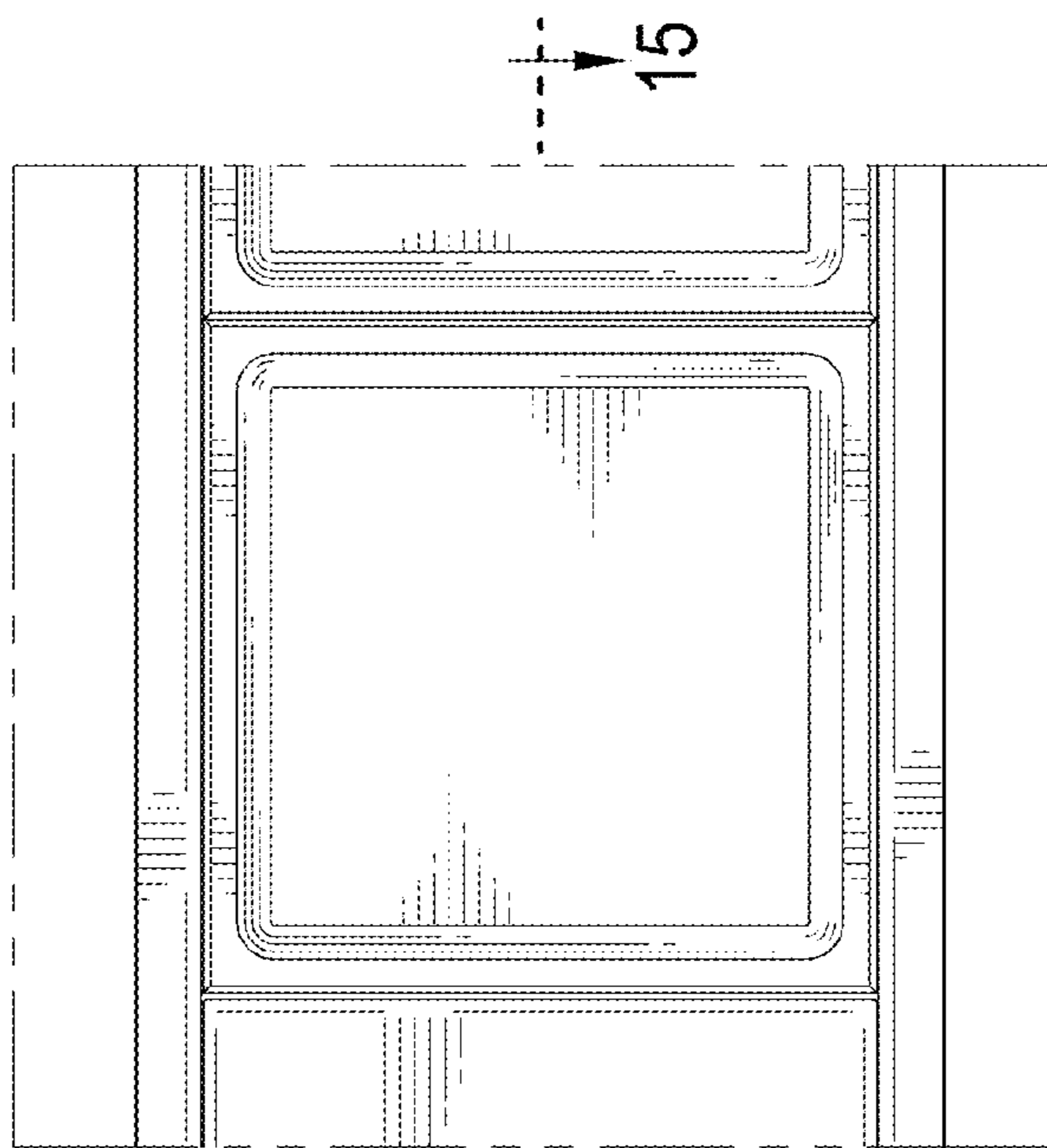


FIG. 9

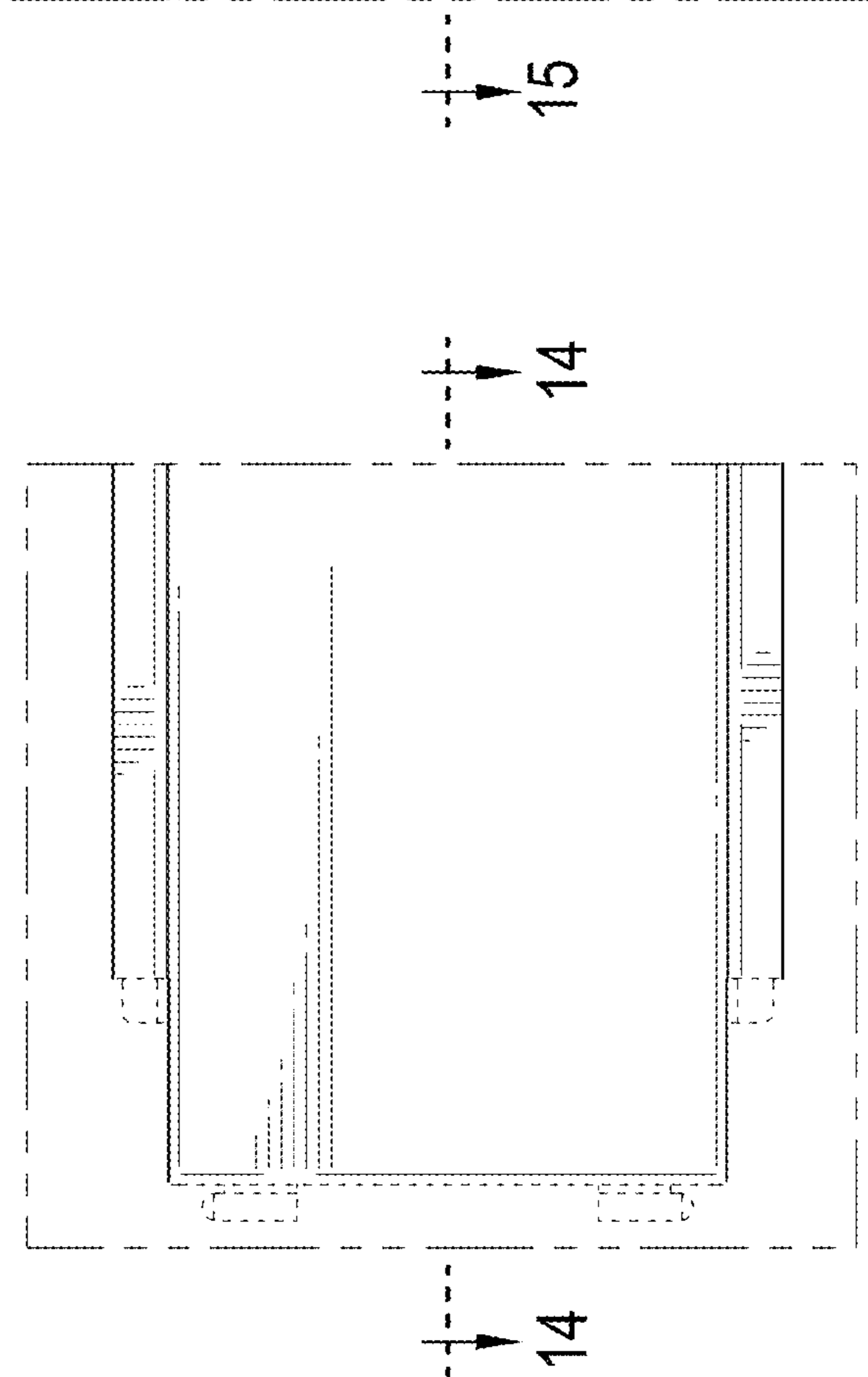


FIG. 10




FIG. 11






FIG. 12




FIG. 13

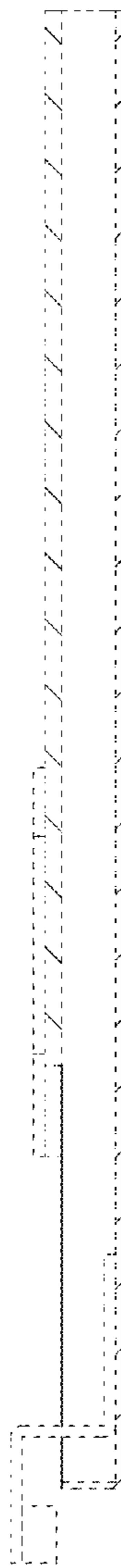


FIG. 14




FIG. 15




FIG. 16