

US00D762883S

(12) **United States Design Patent**
Cienfuegos

(10) **Patent No.:** **US D762,883 S**

(45) **Date of Patent:** **** Aug. 2, 2016**

(54) **PRECEDENCE LIGHT SOURCE**

(71) Applicant: **Juan Enrique Cienfuegos**, San Antonio, TX (US)

(72) Inventor: **Juan Enrique Cienfuegos**, San Antonio, TX (US)

(**) Term: **14 Years**

(21) Appl. No.: **29/524,278**

(22) Filed: **Apr. 19, 2015**

(51) **LOC (10) Cl.** **26-04**

(52) **U.S. Cl.**
USPC **D26/1**

(58) **Field of Classification Search**
USPC D26/1-4; 313/313, 315, 316, 317, 318,
313/493; 315/52, 53, 56, 57, 58
CPC H01J 5/48; H01J 5/50; H01J 19/54;
F21V 5/00

See application file for complete search history.

(56) **References Cited**

U.S. PATENT DOCUMENTS

D565,750 S *	4/2008	Egawa	D26/1
D594,576 S *	6/2009	Chan	D26/1
D621,968 S *	8/2010	Schultz	D26/1
D663,048 S *	7/2012	Chen	D26/1

* cited by examiner

Primary Examiner — Marcus Jackson

(57) **CLAIM**

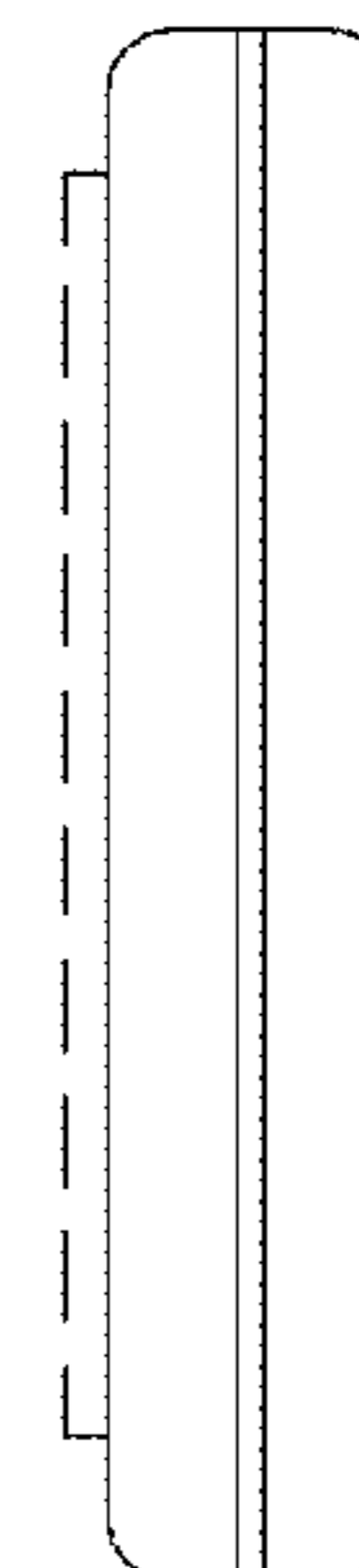
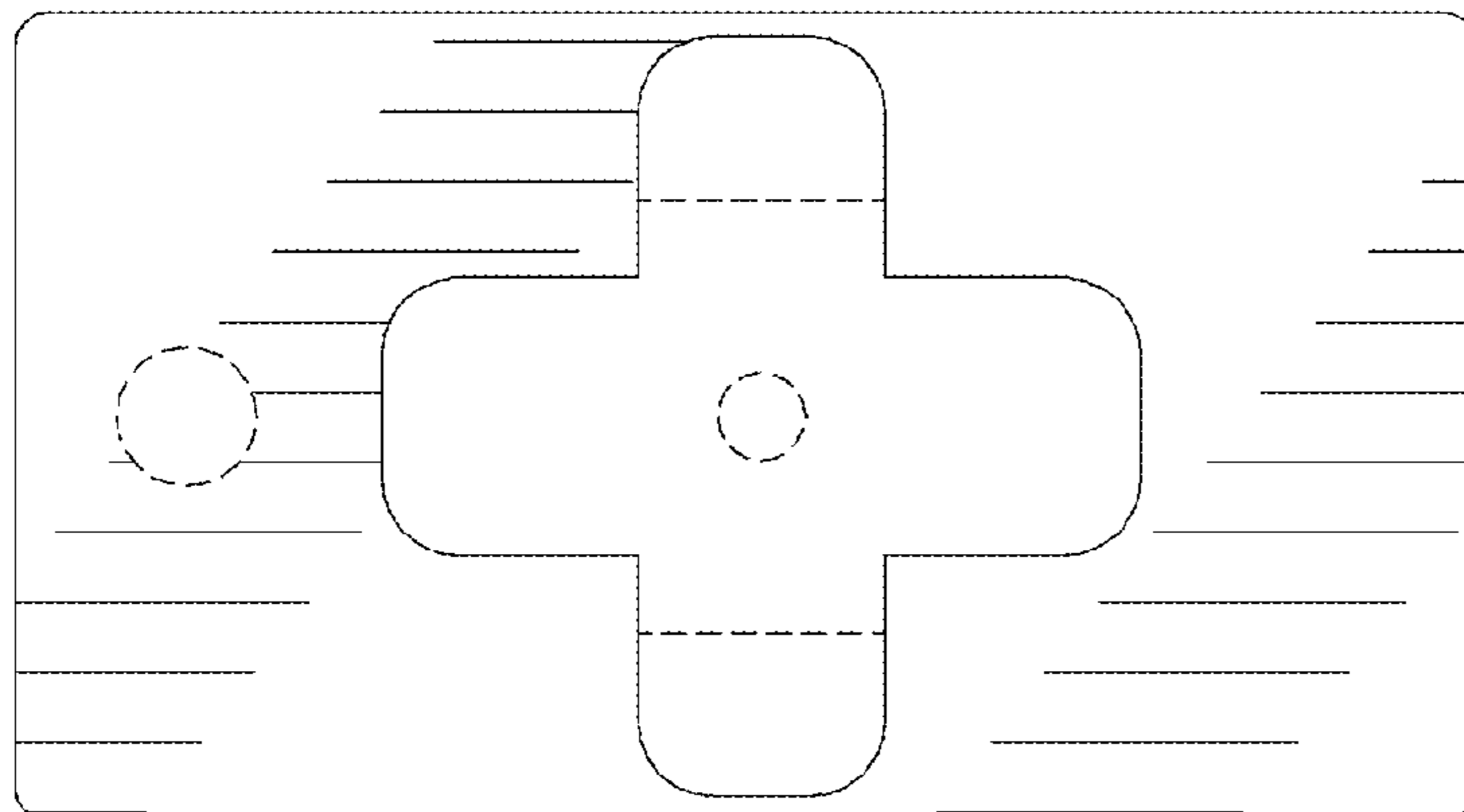
The ornamental design for precedence light source, as shown and described.

DESCRIPTION

FIG. 1 is a top plan view of a precedence light source showing my new design;
FIG. 2 is a bottom elevational view thereof;
FIG. 3 is a side elevational view thereof;
FIG. 4 is an opposing side elevational view thereof;
FIG. 5 is a front elevational view thereof; and,
FIG. 6 is a rear elevational view thereof.

The broken lines shown in the drawings are for illustrative purposes only and do not form part of the claimed design.

1 Claim, 2 Drawing Sheets



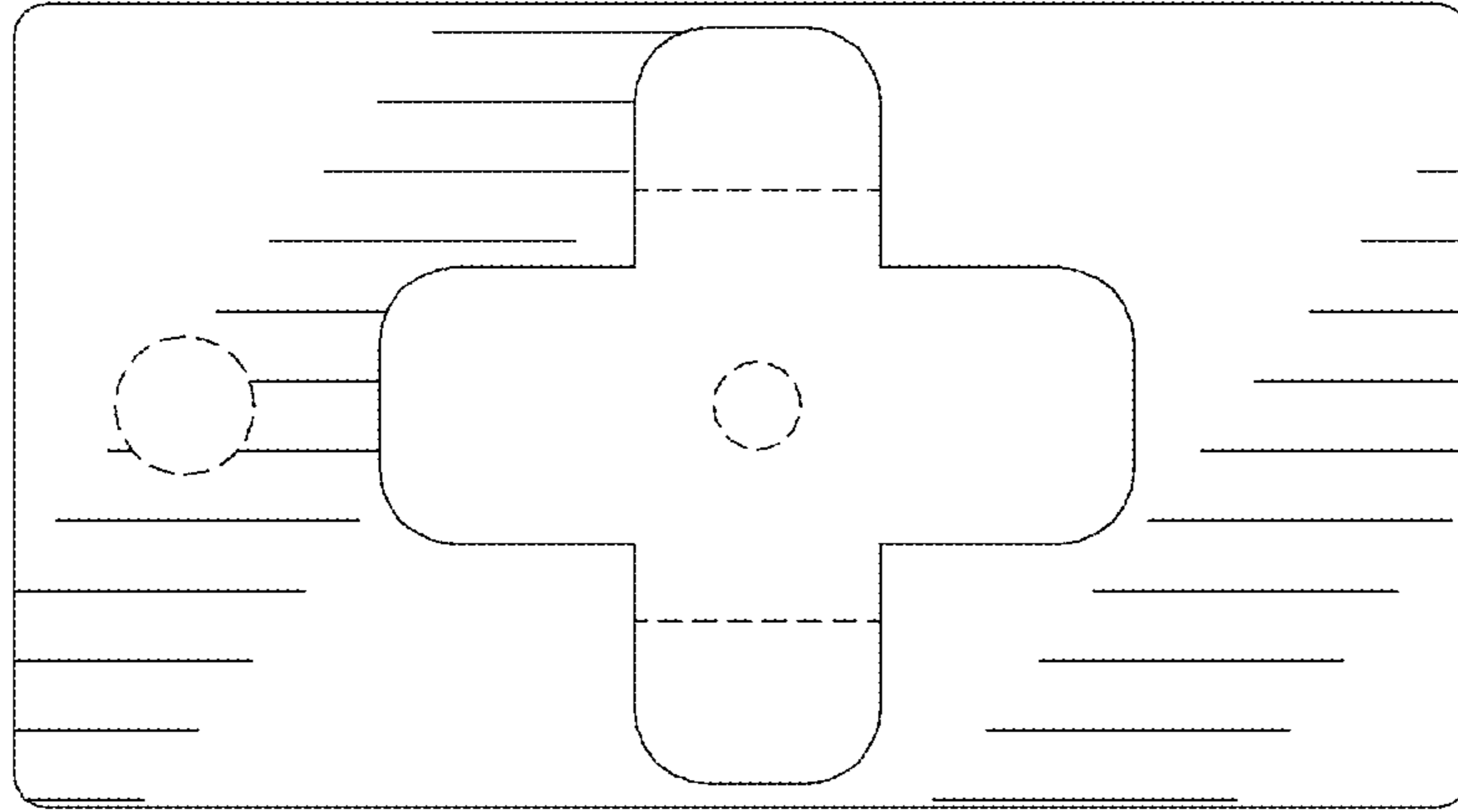


FIG. 1




FIG. 2

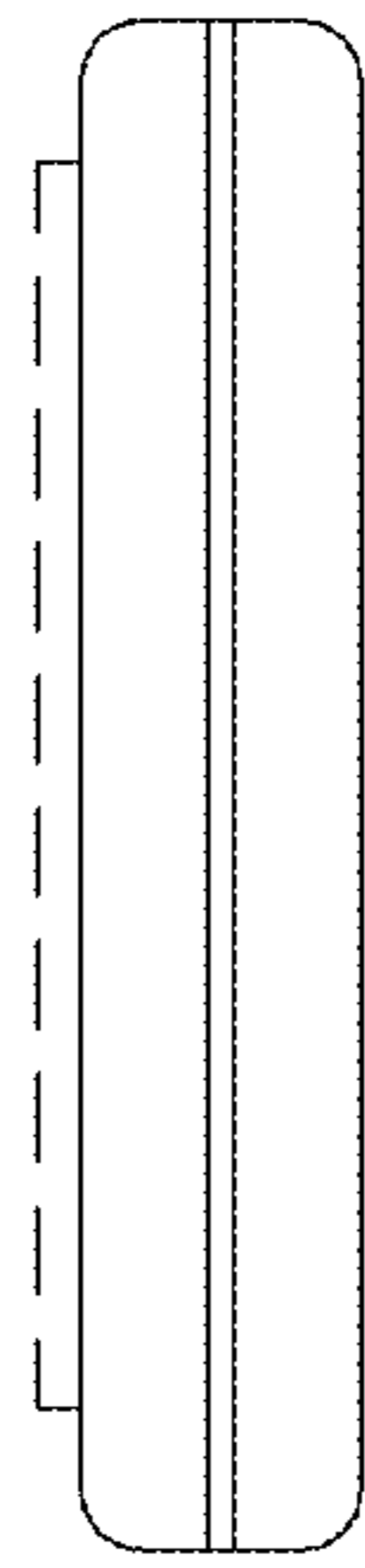


FIG. 3

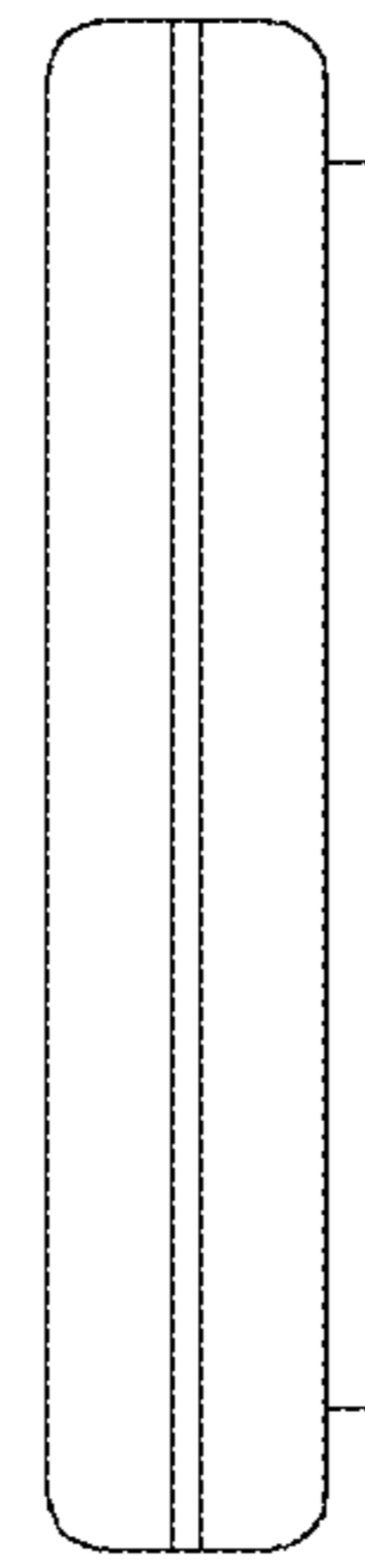


FIG. 4



FIG. 5




FIG. 6