

US00D762880S

(12) **United States Design Patent**  
**Leitch**

(10) **Patent No.:** **US D762,880 S**  
(45) **Date of Patent:** **\*\* Aug. 2, 2016**

(54) **SHINGLE**

(71) Applicant: **BUILDING MATERIALS INVESTMENT CORPORATION**,  
Dallas, TX (US)

(72) Inventor: **Olan Leitch**, Bakersfield, CA (US)

(73) Assignee: **Building Materials Investment Corporation**, Dallas, TX (US)

(\*\*) Term: **14 Years**

(21) Appl. No.: **29/512,528**

(22) Filed: **Dec. 19, 2014**

(51) **LOC (10) Cl.** ..... **25-01**

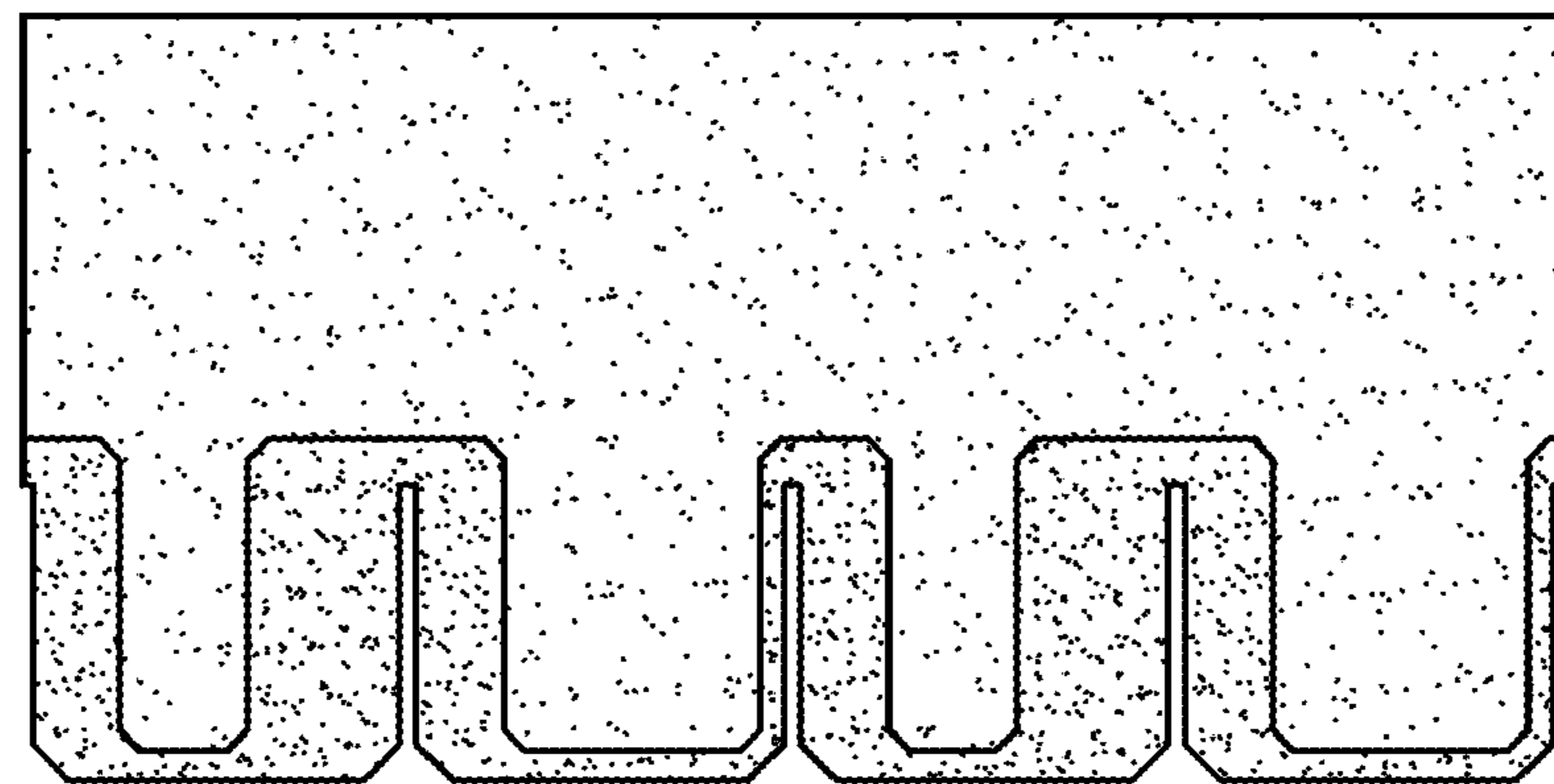
(52) **U.S. Cl.**  
USPC ..... **D25/143**

(58) **Field of Classification Search**  
USPC ..... 52/311.1, 311.2, 314, 384, 389, 390,  
52/392, 403.1, 518, 519, 520, 526, 528,  
52/533, 535, 536, 538, 541, 544, 545, 547,  
52/553, 555, 557, 558, 559, 560, 602, 605,  
52/608, 609; 206/323; 428/130, 131, 122,  
428/126, 141  
CPC ..... E04D 1/26; E04D 2001/005; E04D 13/24;  
Y10T 428/24372; Y10T 156/1074; Y10T  
428/24355; B32B 11/02; B32B 3/06; B32B  
11/10; B32B 5/26; B32B 5/28; B65D 85/162;  
B29C 65/56  
See application file for complete search history.

3,973,369 A 8/1976 Smith  
4,163,351 A \* 8/1979 Ishikawa ..... E04D 3/24  
52/542  
4,317,853 A \* 3/1982 Thiis-Evensen ..... E04D 1/26  
427/186  
4,434,589 A 3/1984 Freiborg  
4,499,702 A 2/1985 Turner  
4,541,217 A 9/1985 Stewart  
4,717,614 A 1/1988 Bondoc et al.  
4,729,814 A 3/1988 Jennus et al.  
D300,257 S \* 3/1989 Stahl ..... D25/139  
4,869,942 A 9/1989 Jennus et al.  
D313,278 S 12/1990 Noone  
D313,658 S 1/1991 Noone  
5,102,487 A 4/1992 Lamb  
D326,330 S \* 5/1992 Klein ..... D25/139  
5,181,361 A 1/1993 Hannah et al.  
5,195,290 A 3/1993 Hulett  
5,209,802 A 5/1993 Hannah et al.  
D336,347 S 6/1993 Hannah et al.  
D340,294 S \* 10/1993 Hannah ..... D25/139  
D343,911 S 2/1994 Hulett  
5,287,669 A 2/1994 Hannah et al.  
D347,900 S 6/1994 Stapleton  
D350,615 S 9/1994 Klein et al.  
5,347,785 A 9/1994 Terrenzio et al.  
5,375,387 A 12/1994 Davenport  
5,375,491 A 12/1994 Hannah et al.  
5,421,134 A 6/1995 Hannah et al.  
5,426,902 A 6/1995 Stahl et al.  
D366,124 S 1/1996 Hannah et al.  
D366,335 S 1/1996 Noone et al.  
5,488,807 A 2/1996 Terrenzio et al.  
D375,563 S 11/1996 Hannah et al.  
D376,660 S 12/1996 Hannah et al.  
5,660,014 A 8/1997 Stahl et al.  
D388,195 S 12/1997 Hannah et al.  
5,853,858 A 12/1998 Bondoc  
5,901,517 A 5/1999 Stahl et al.  
6,014,847 A \* 1/2000 Phillips ..... E04D 1/26  
52/311.1  
6,038,827 A \* 3/2000 Sieling ..... E04D 1/26  
428/143  
D422,719 S 4/2000 Belt et al.  
D426,002 S 5/2000 Bondoc et al.  
6,058,670 A \* 5/2000 Sieling ..... E04D 1/26  
52/554  
6,092,345 A 7/2000 Kalkanoglu et al.  
6,105,329 A \* 8/2000 Bondoc ..... E04D 1/26  
428/143  
6,195,951 B1 \* 3/2001 Stahl ..... E04D 1/20  
52/314  
6,212,843 B1 4/2001 Kalkanoglu et al.

(56) **References Cited**  
U.S. PATENT DOCUMENTS

1,130,368 A 3/1915 Bird  
1,277,861 A 9/1918 Clarke  
1,593,096 A 7/1926 Munro  
1,894,614 A 1/1933 Wettlaufer  
2,060,618 A 11/1936 Honigbaum  
2,538,206 A 1/1951 Mabie, Sr. et al.  
2,801,599 A 8/1957 Bordeaux  
2,863,405 A 12/1958 Leibbrook et al.  
3,407,556 A 10/1968 Leibbrook



# US D762,880 S

Page 2

6,220,329	B1	4/2001	King et al.	
6,305,138	B1	10/2001	Stahl et al.	
6,401,425	B1 *	6/2002	Frame	E04D 1/26 52/518
6,419,780	B1	7/2002	Queisser	
6,421,976	B1	7/2002	Elliott et al.	
6,457,290	B1	10/2002	Elliott	
6,467,235	B2	10/2002	Kalkanoglu et al.	
6,523,316	B2	2/2003	Stahl et al.	
6,546,688	B1	4/2003	Parsons	
6,578,336	B2	6/2003	Elliott	
D482,141	S *	11/2003	Rodrigues	D25/139
D484,992	S *	1/2004	Rodrigues	D25/139
6,679,020	B2	1/2004	Becker et al.	
6,708,456	B2 *	3/2004	Kiik	A47G 27/0468 428/141
6,715,252	B2	4/2004	Stahl et al.	
D504,962	S *	5/2005	Sieling	D25/143
6,920,730	B2	7/2005	Becker et al.	
6,933,037	B2 *	8/2005	McCumber	B32B 3/00 428/143
D554,275	S *	10/2007	Sieling	D25/143
7,510,622	B2	3/2009	Kalanoglu et al.	
7,607,275	B2	10/2009	Elliot et al.	
7,665,261	B2	2/2010	Elliott et al.	
D611,620	S *	3/2010	Kalkanoglu	D25/139
7,805,905	B2 *	10/2010	Rodrigues	B32B 3/06 52/314
D639,463	S *	6/2011	Elliott	D25/143
D641,502	S *	7/2011	Elliott	D25/143
D644,753	S *	9/2011	Elliott	D25/139
D666,745	S *	9/2012	Rodrigues	D25/143
D669,602	S *	10/2012	Jenkins	D25/143
D670,007	S *	10/2012	Jenkins	D25/143
D670,008	S *	10/2012	Jenkins	D25/143
D674,515	S *	1/2013	Jenkins	D25/139
8,397,460	B2	3/2013	Rodrigues et al.	
D699,867	S *	2/2014	Thompson	D25/141
9,057,194	B2	6/2015	Jenkins et al.	
9,140,012	B1 *	9/2015	Leitch	E04D 1/28
9,187,903	B1 *	11/2015	Buzza	E04D 1/20
D747,501	S *	1/2016	Leitch	D25/143
2002/0062613	A1 *	5/2002	Stahl	E04D 1/20 52/518
2004/0083673	A1 *	5/2004	Kalkanoglu	B32B 11/02 52/555
2007/0017330	A1	1/2007	Freshwater et al.	
2007/0068108	A1	3/2007	Kiik et al.	
2009/0151288	A1	6/2009	Kalkanoglu et al.	
2009/0229210	A1 *	9/2009	Binkley	B29C 65/56 52/543
2010/0170169	A1 *	7/2010	Railkar	E04D 1/26 52/173.3
2010/0205898	A1 *	8/2010	Rodrigues	B32B 3/06 52/745.19
2013/0019554	A1	1/2013	Rodrigues et al.	
2015/0315789	A1 *	11/2015	Buzza	E04D 1/20 52/526
2015/0315790	A1 *	11/2015	Buzza	E04D 1/28 52/559

\* cited by examiner

## OTHER PUBLICATIONS

CertainTeed Shingle Applicator's Manual: Presidential Shake and Presidential Shake TL, <http://www.certainteed.com/resources/PresidentialShakeTLInstall.pdf> (undated).

Primary Examiner — Susan E Krakower

Assistant Examiner — Camelia Styles

(74) Attorney, Agent, or Firm — Fitzpatrick, Cella, Harper & Scinto

(57)

## CLAIM

The ornamental design for a shingle, as shown and described.

## DESCRIPTION

FIG. 1 is a top plan view of a shingle showing an embodiment of my new design;

FIG. 2 is a top plan view of a second embodiment of my design;

FIG. 3 is a top plan view of a third embodiment of my design;

FIG. 4 is a top plan view of a fourth embodiment of my design;

FIG. 5 is a top plan view of a fifth embodiment of my design;

FIG. 6 is a top plan view of a sixth embodiment of my design;

FIG. 7 is a top plan view of a seventh embodiment of my design;

FIG. 8 is a top plan view of an eighth embodiment of my design;

FIG. 9 is a top plan view of a ninth embodiment of my design;

FIG. 10 is a top plan view of a tenth embodiment of my design;

FIG. 11 is a top plan view of an eleventh embodiment of my design;

FIG. 12 is a top plan view of a twelfth embodiment of my design;

FIG. 13 is a top plan view of a thirteenth embodiment of my design;

FIG. 14 is a top plan view of a fourteenth embodiment of my design;

FIG. 15 is a right side view of all embodiments of FIGS. 1-14;

FIG. 16 is a front elevation view of an embodiment of FIG. 1;

FIG. 17 is a front elevation view of an embodiment of FIG. 2;

FIG. 18 is a front elevation view of an embodiment of FIG. 3;

FIG. 19 is a front elevation view of an embodiment of FIG. 4;

FIG. 20 is a front elevation view of an embodiment of FIG. 5;

FIG. 21 is a front elevation view of an embodiment of FIG. 6;

FIG. 22 is a front elevation view of an embodiment of FIG. 7;

FIG. 23 is a front elevation view of an embodiment of FIG. 8;

FIG. 24 is a front elevation view of an embodiment of FIG. 9;

FIG. 25 is a front elevation view of an embodiment of FIG. 10;

FIG. 26 is a front elevation view of an embodiment of FIG. 11;

FIG. 27 is a front elevation view of an embodiment of FIG. 12;

FIG. 28 is a front elevation view of an embodiment of FIG. 13;

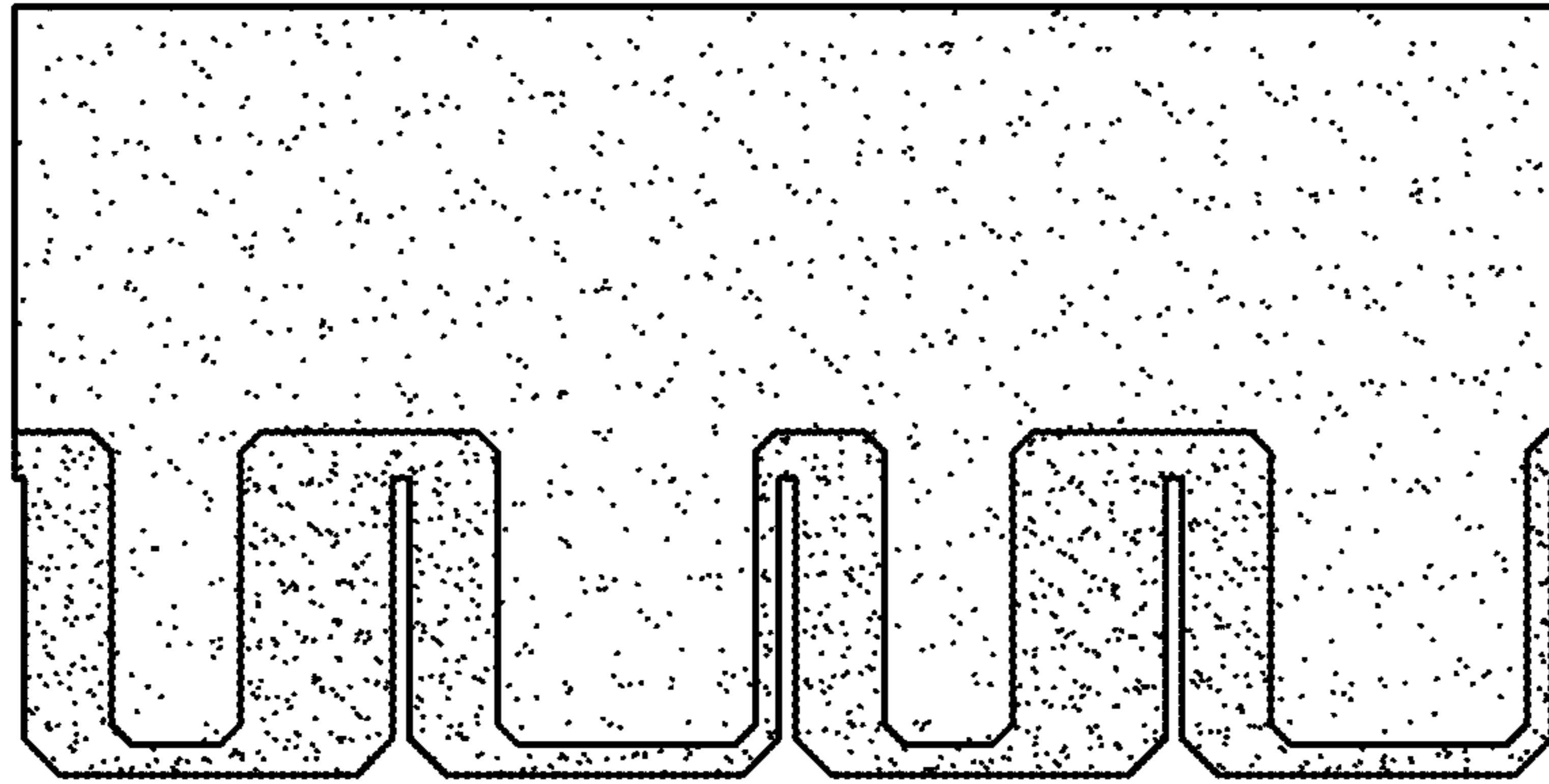
FIG. 29 is a front elevation view of an embodiment of FIG. 14;

FIG. 30 is a rear elevation view of all the embodiments of FIGS. 1-14; and,

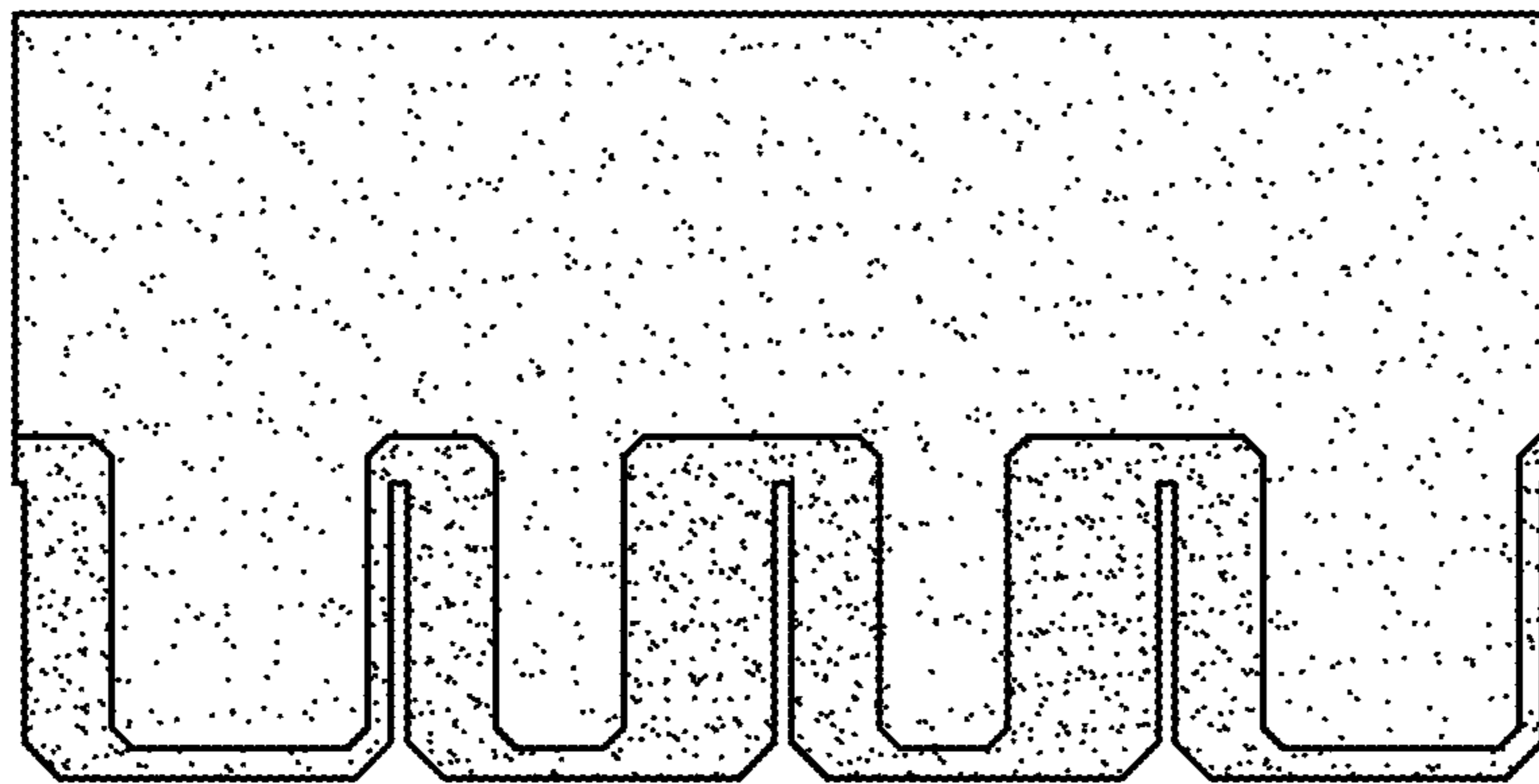
FIG. 31 is a bottom plan view of all the embodiments of FIGS. 1-14.

**1 Claim, 7 Drawing Sheets**

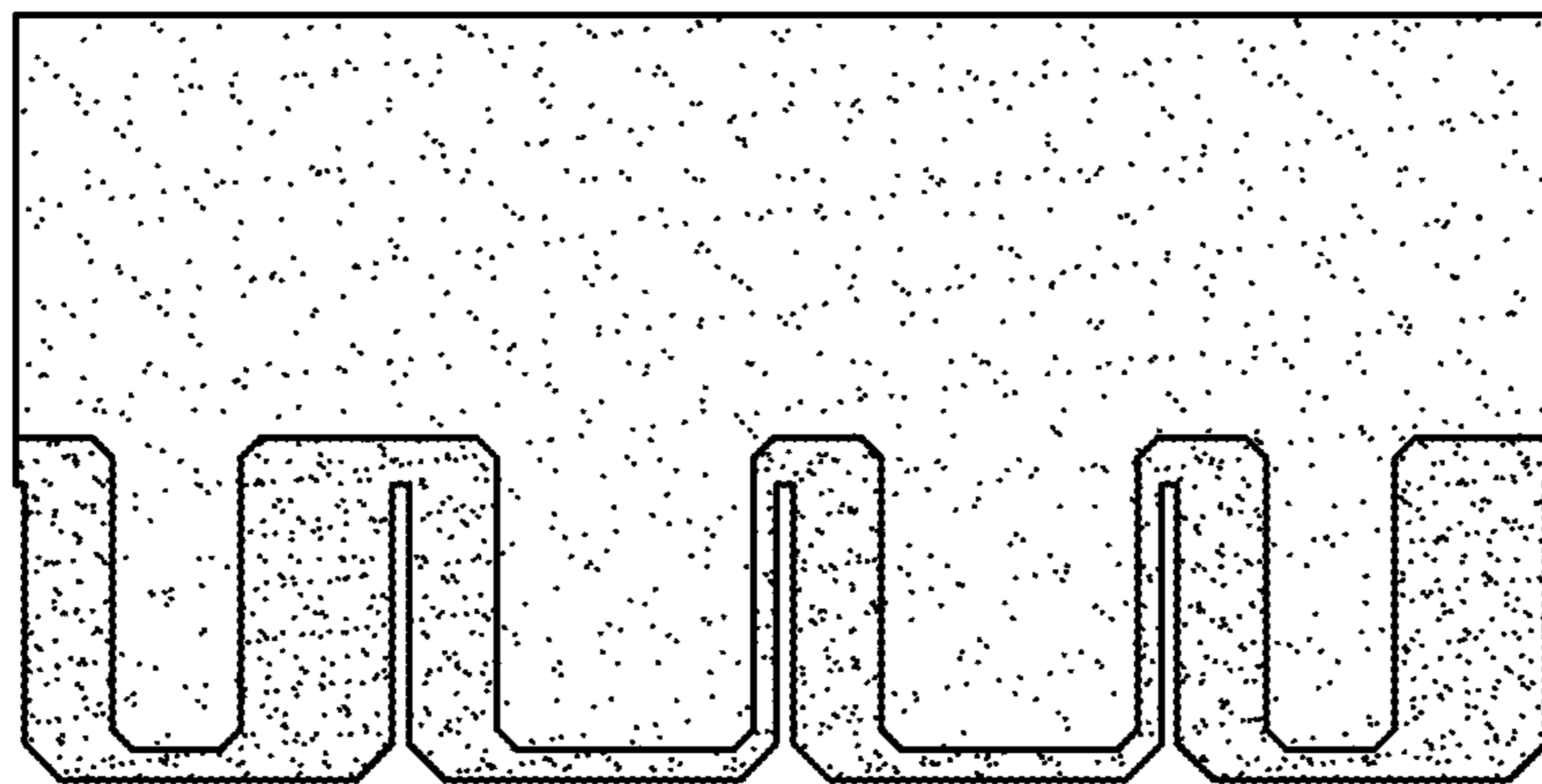




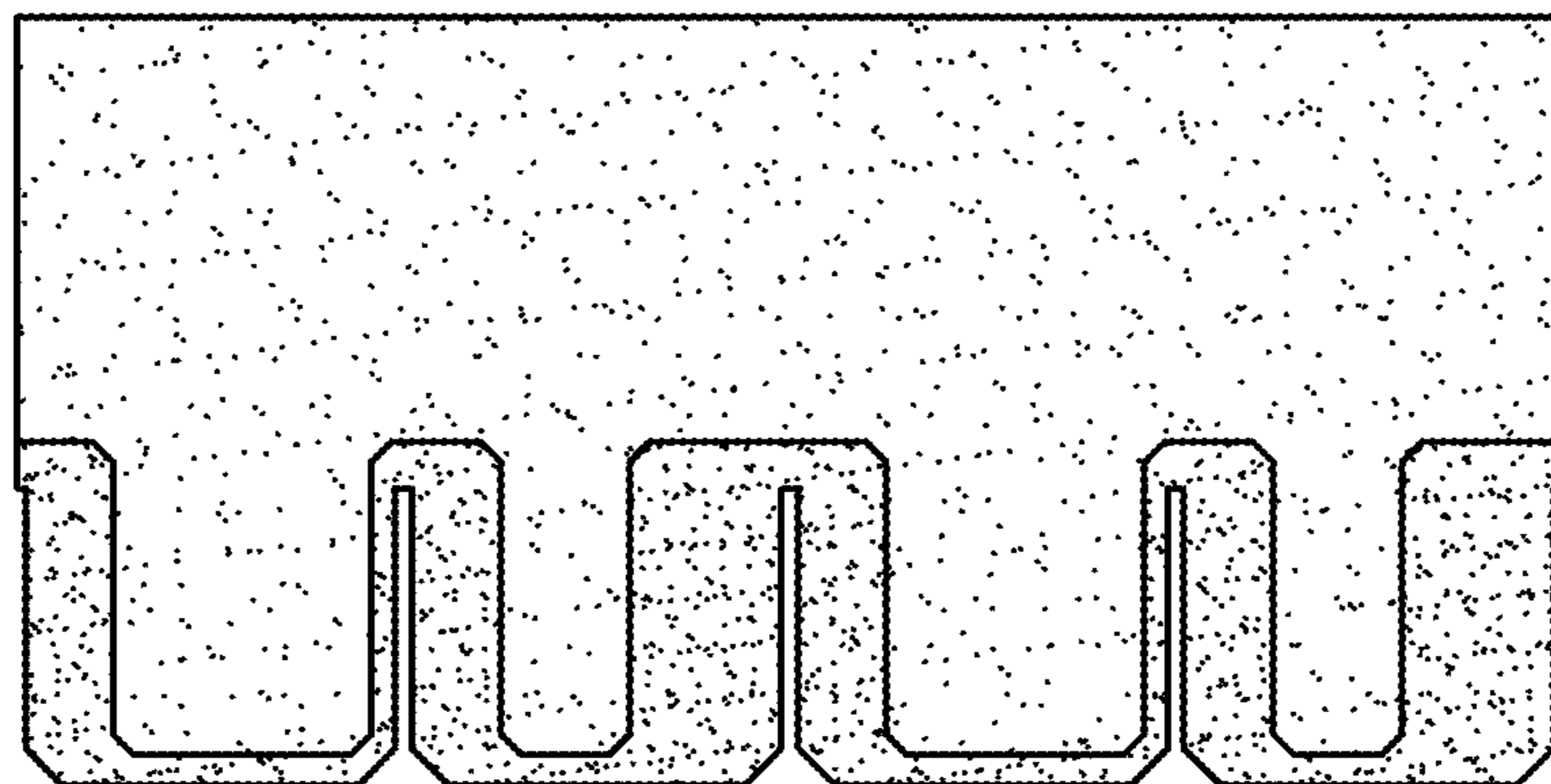
**FIG. 1**



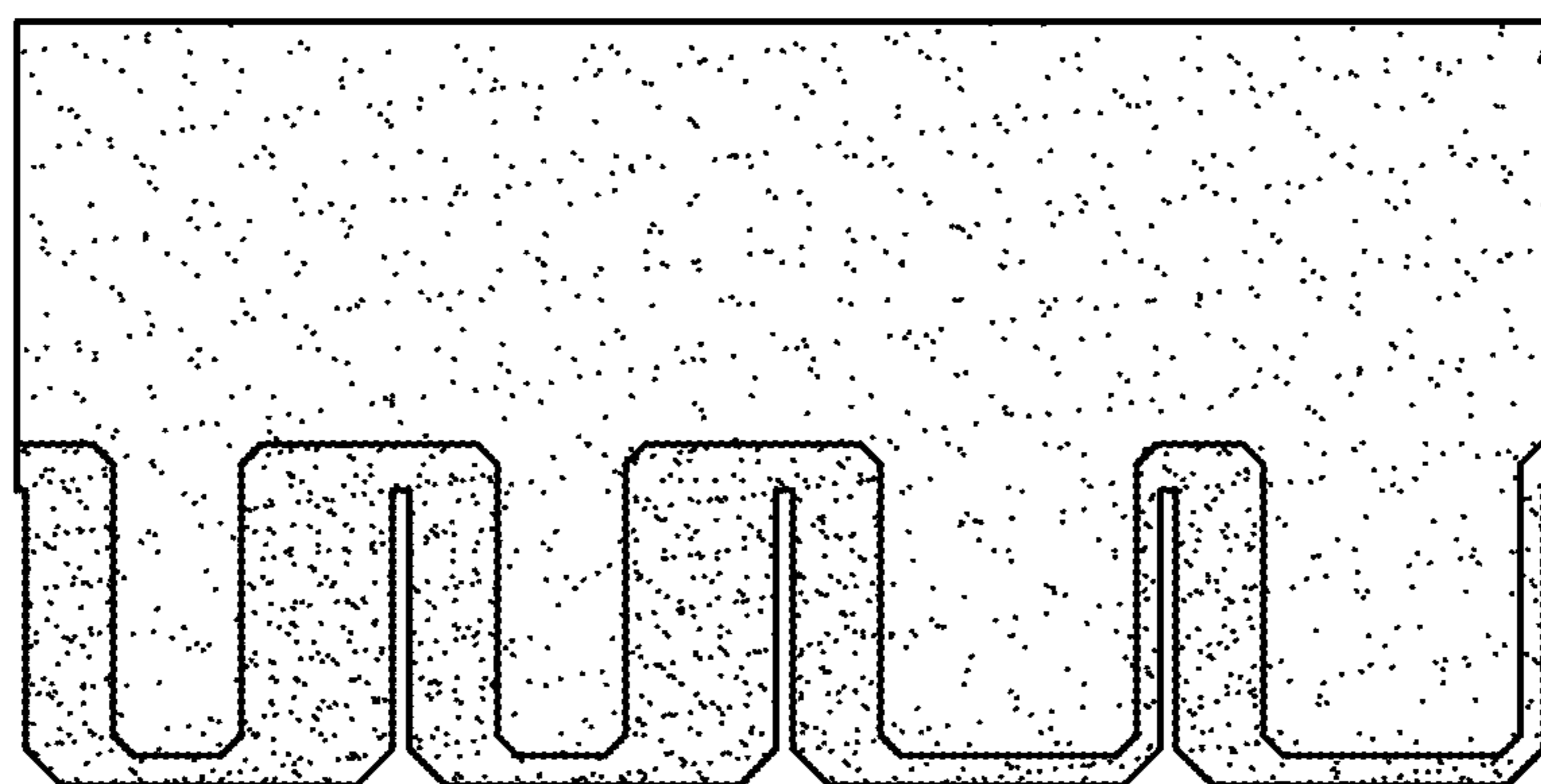
**FIG. 2**



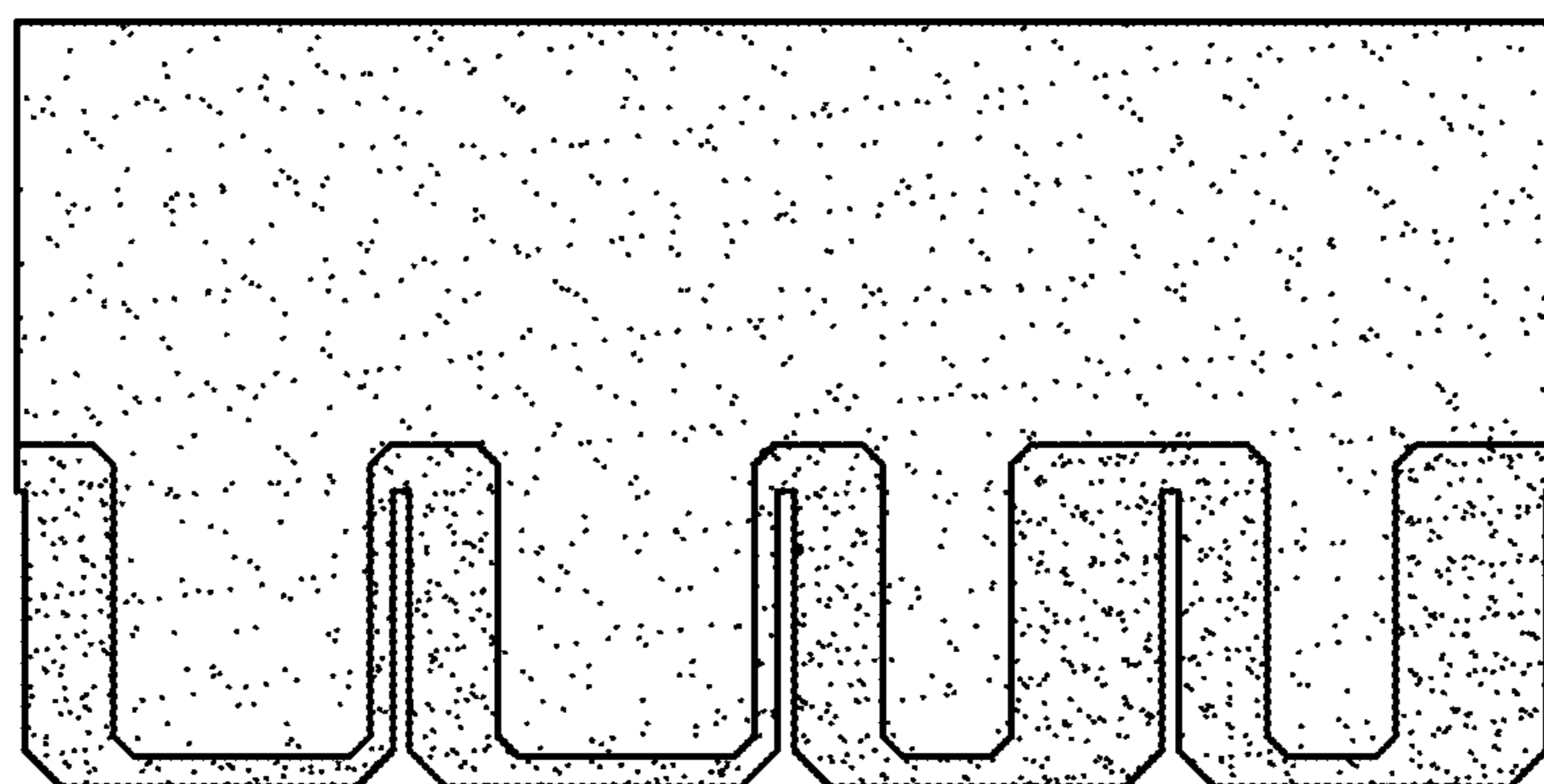
**FIG. 3**



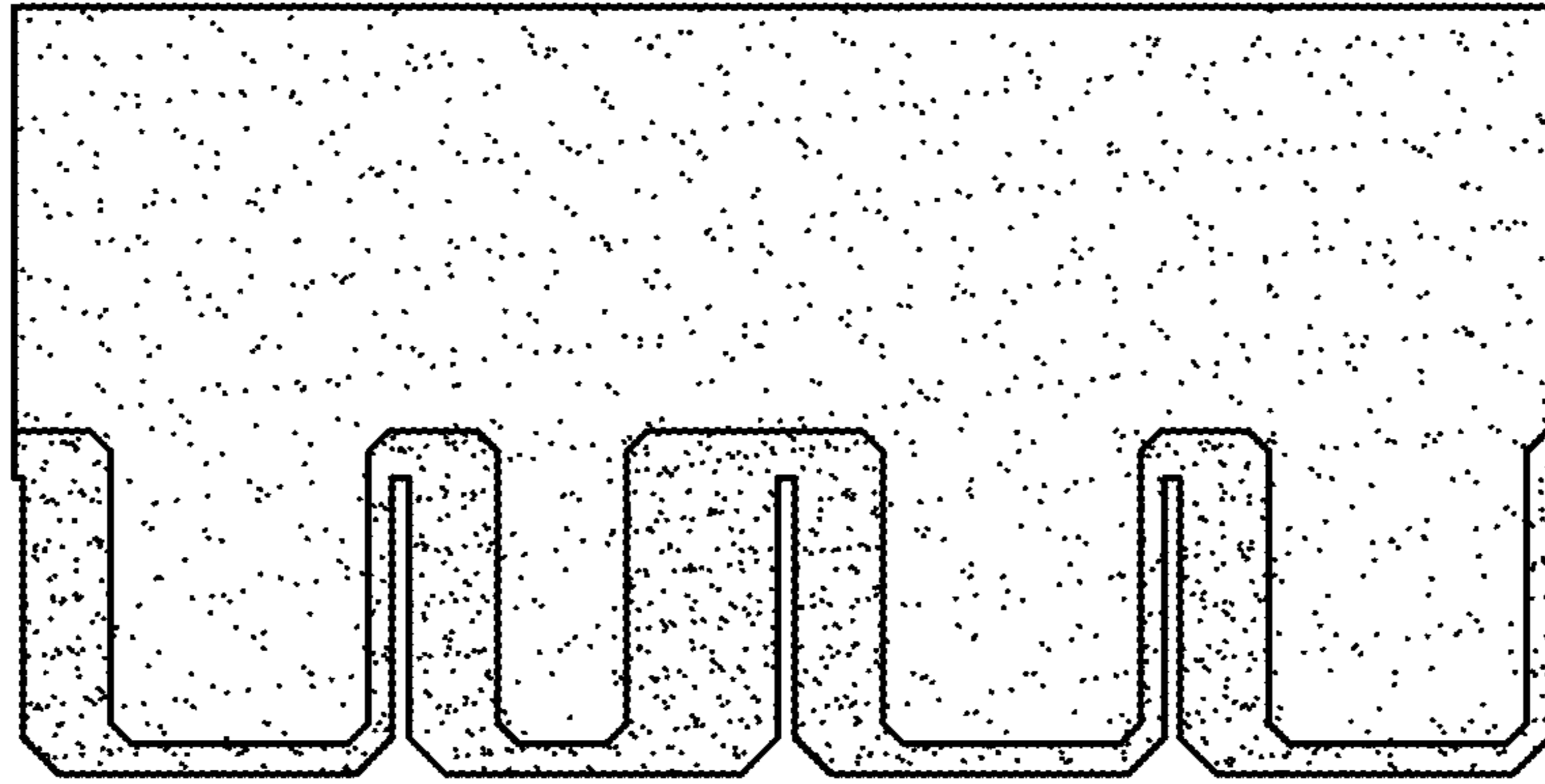
**FIG. 4**



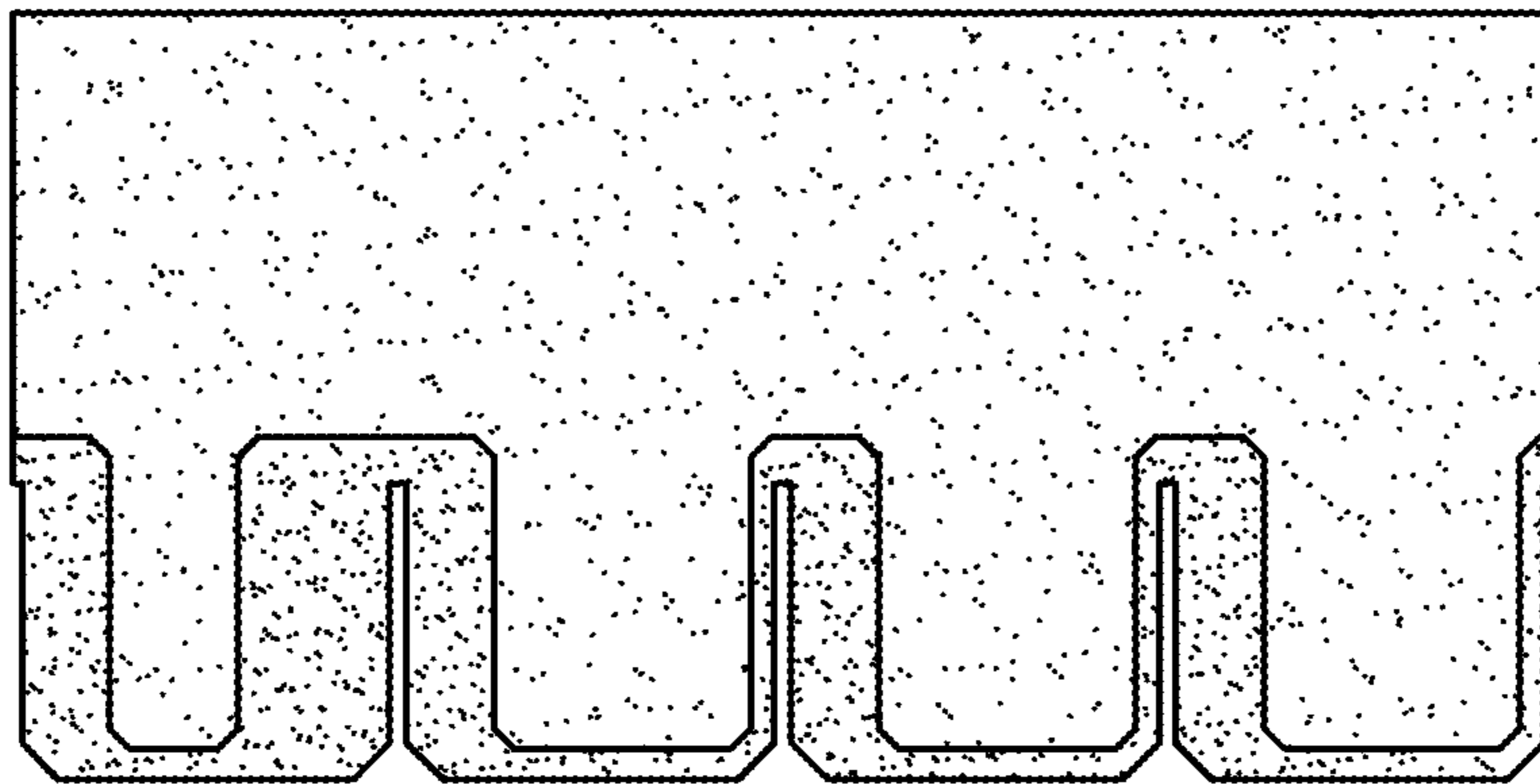
**FIG. 5**



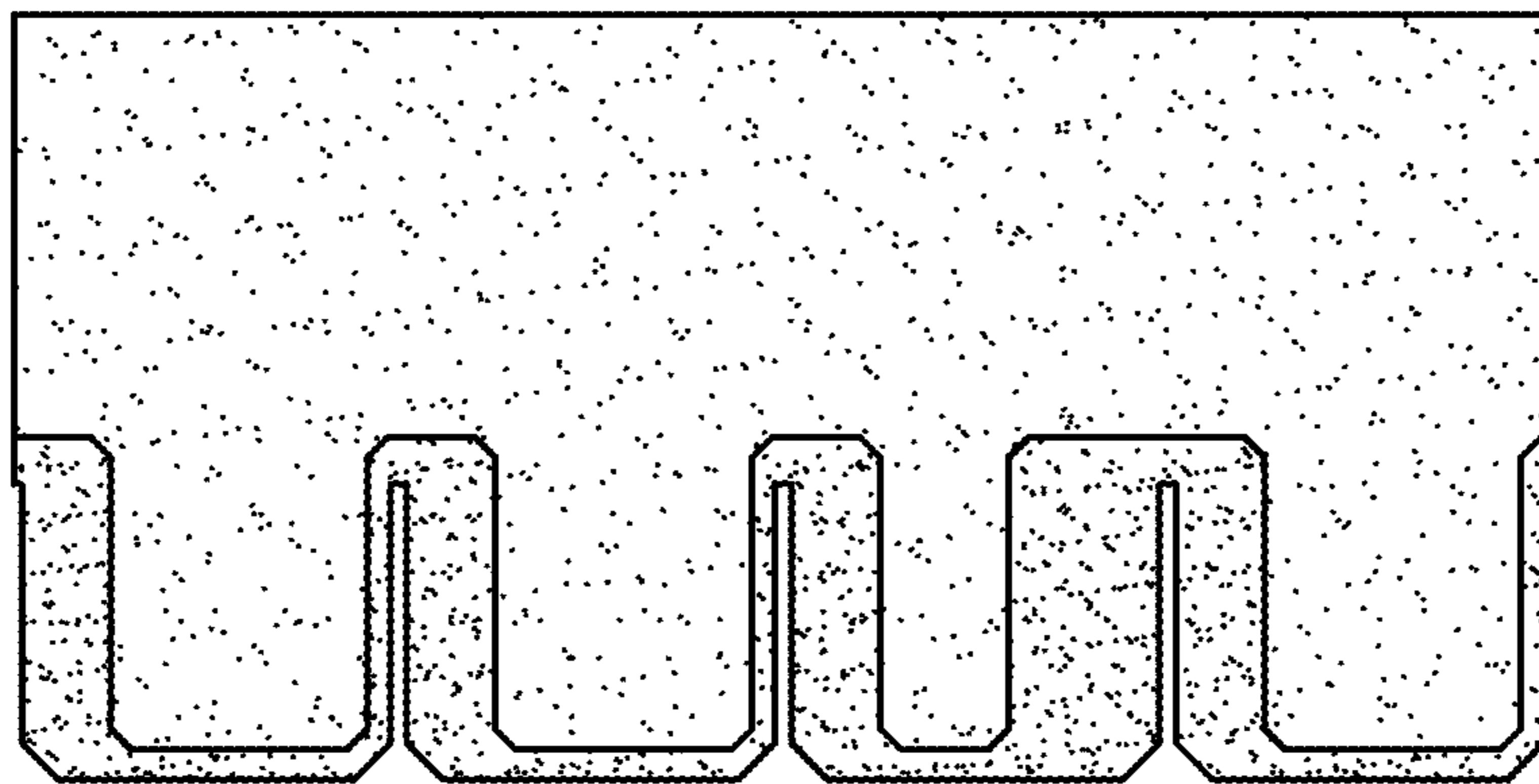
**FIG. 6**



**FIG. 7**

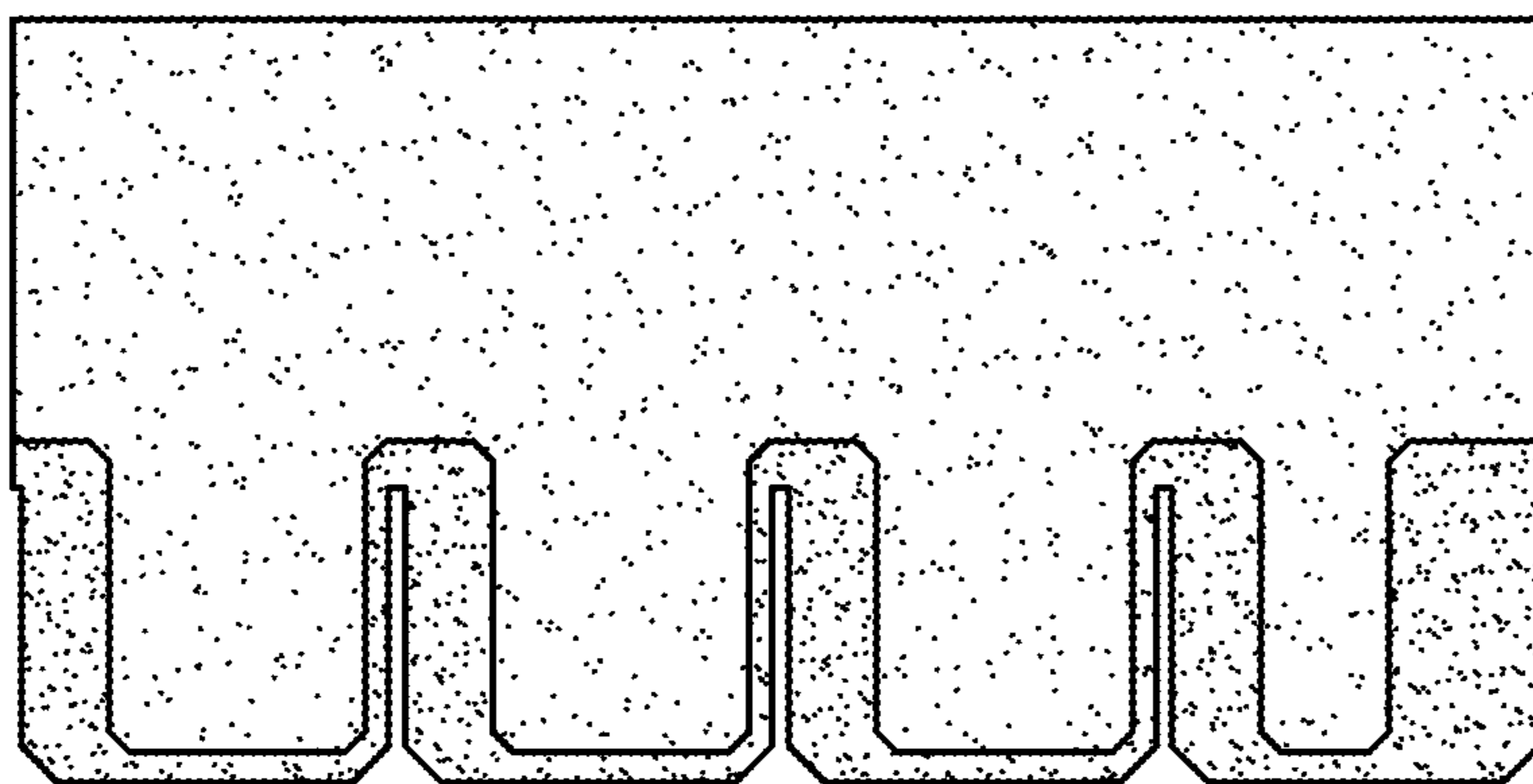


**FIG. 8**

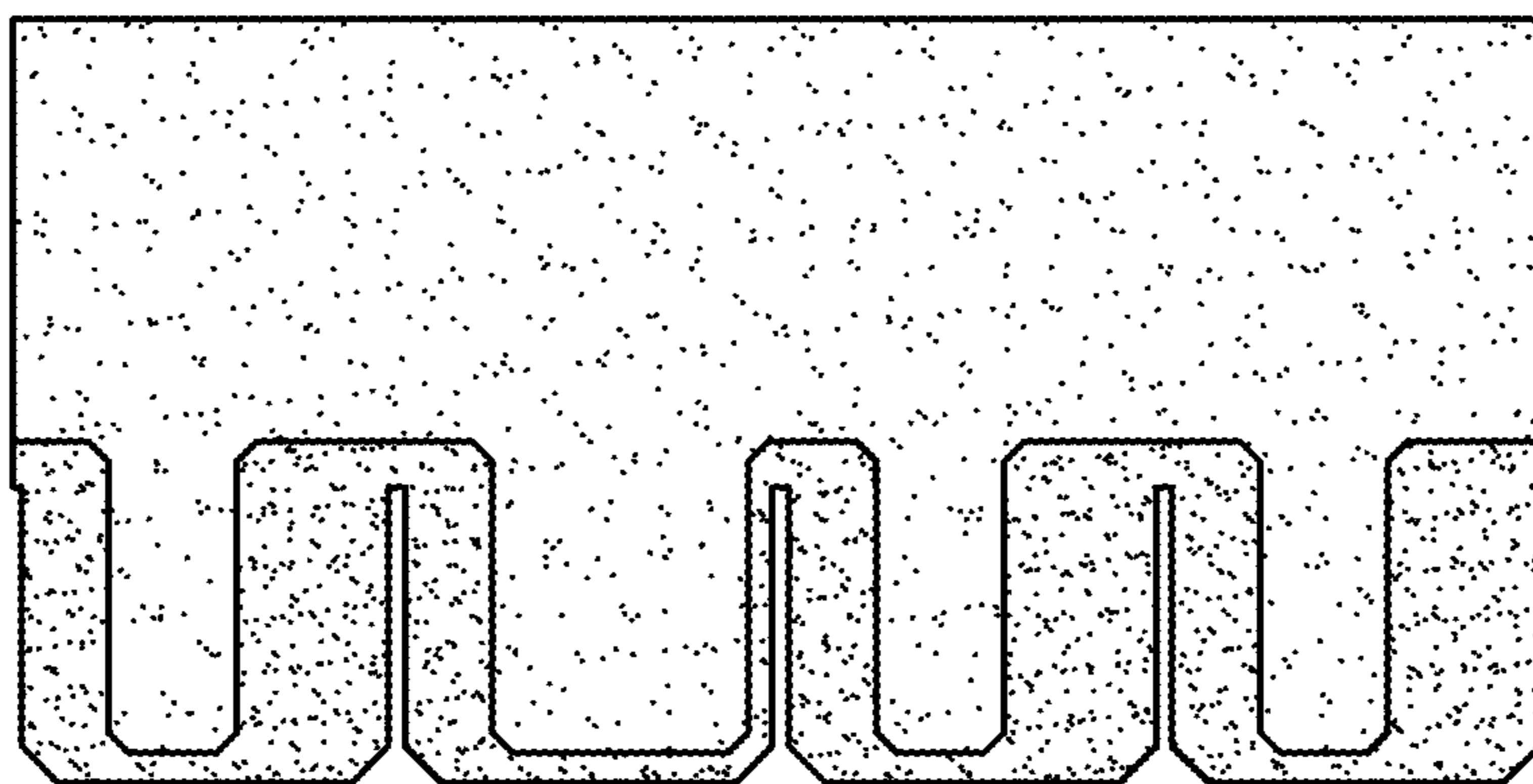


**FIG. 9**

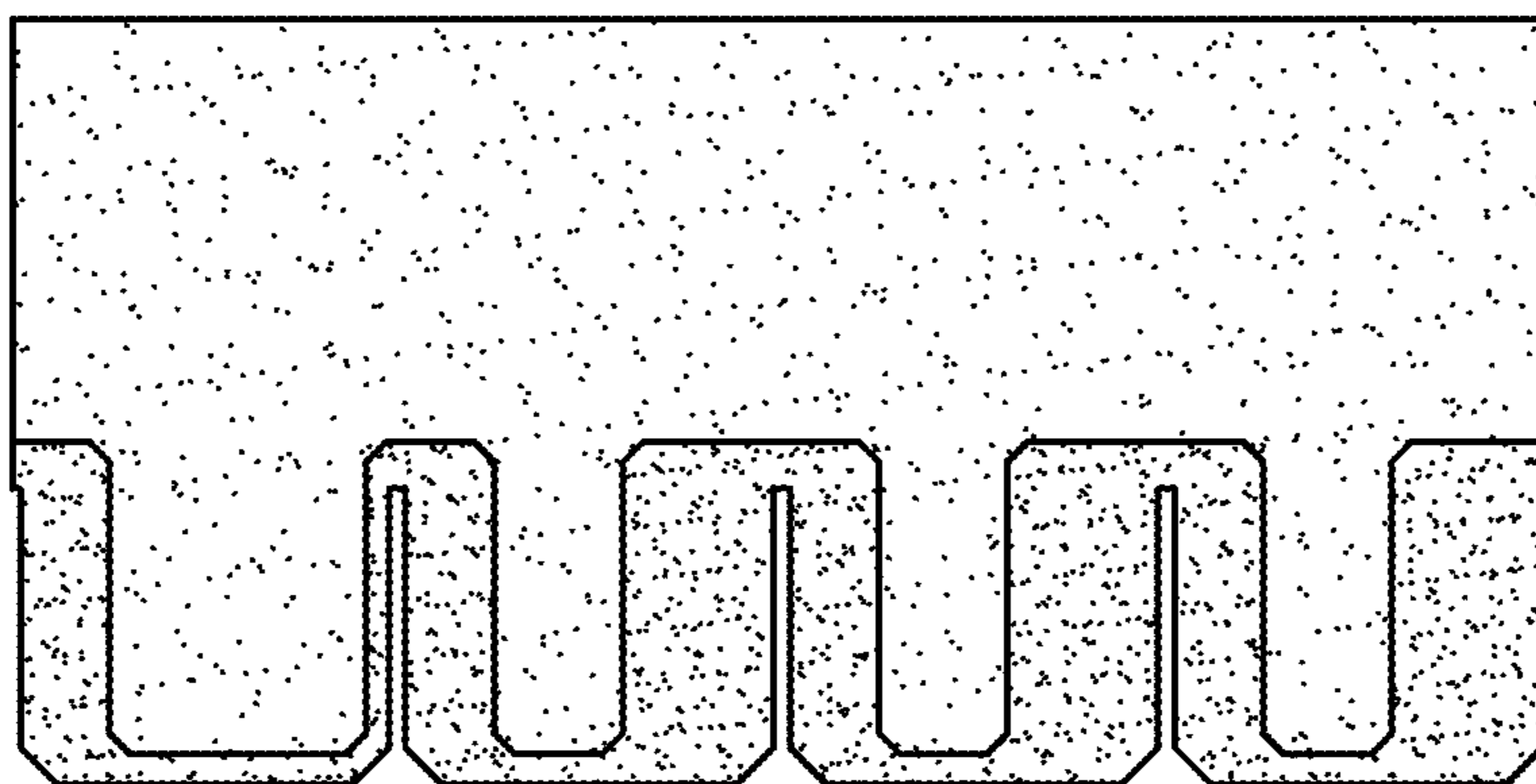




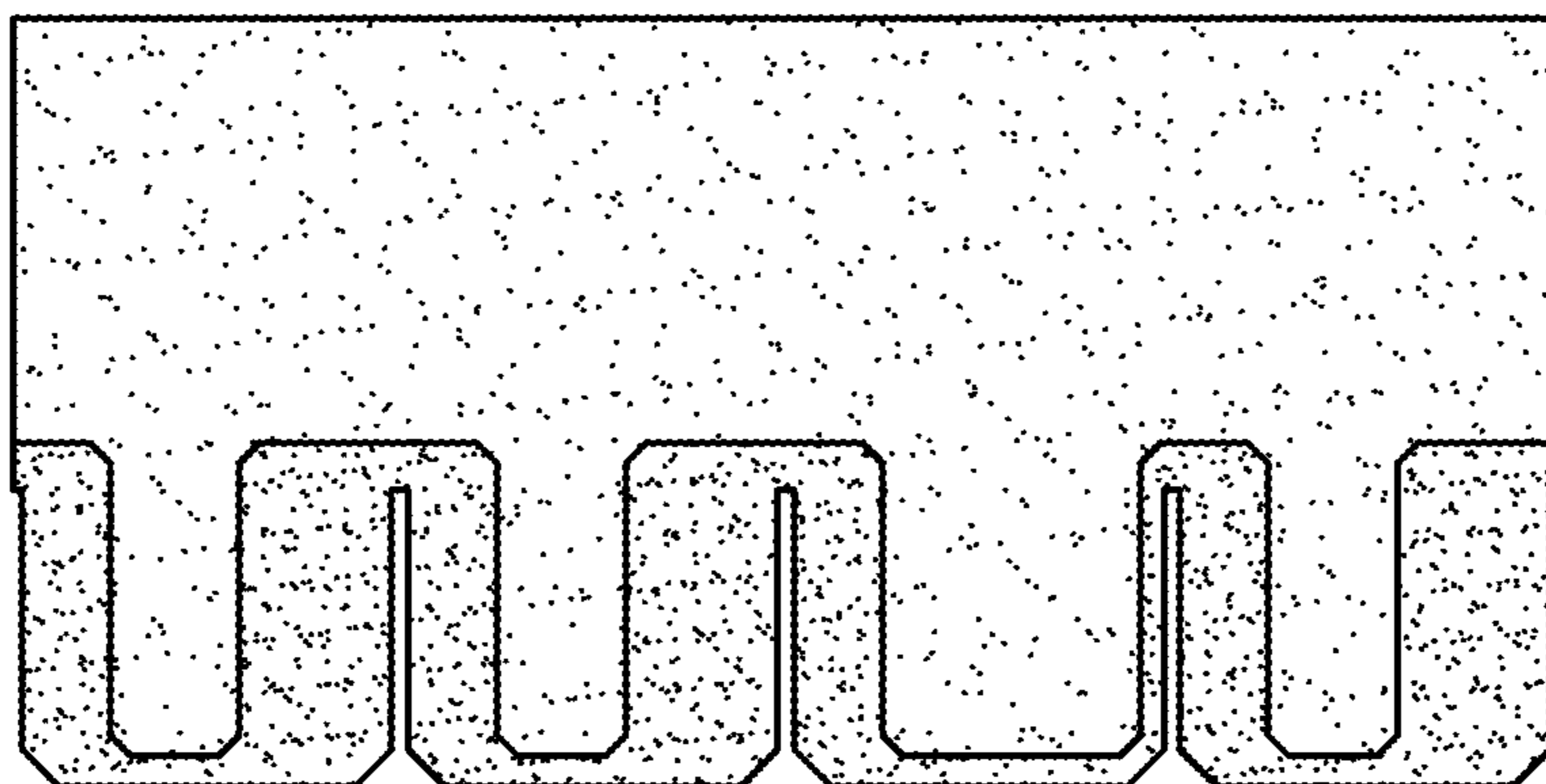
**FIG. 10**



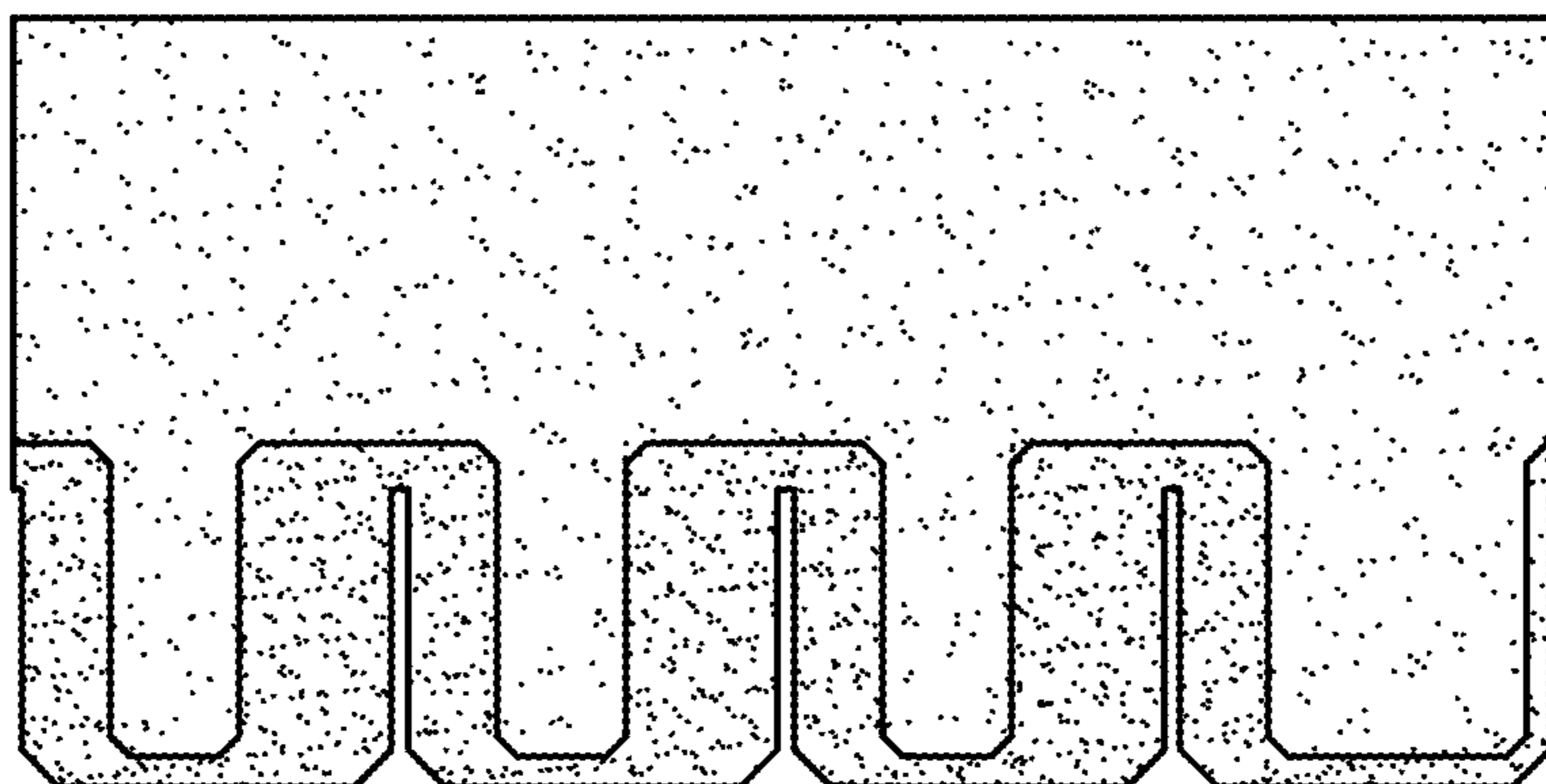
**FIG. 11**



**FIG. 12**



**FIG. 13**




**FIG. 14**




**FIG. 15**




*FIG. 16*



*FIG. 17*




*FIG. 18*



*FIG. 19*




*FIG. 20*



*FIG. 21*




*FIG. 22*



*FIG. 23*



*FIG. 24*



*FIG. 25*




*FIG. 26*






*FIG. 27*



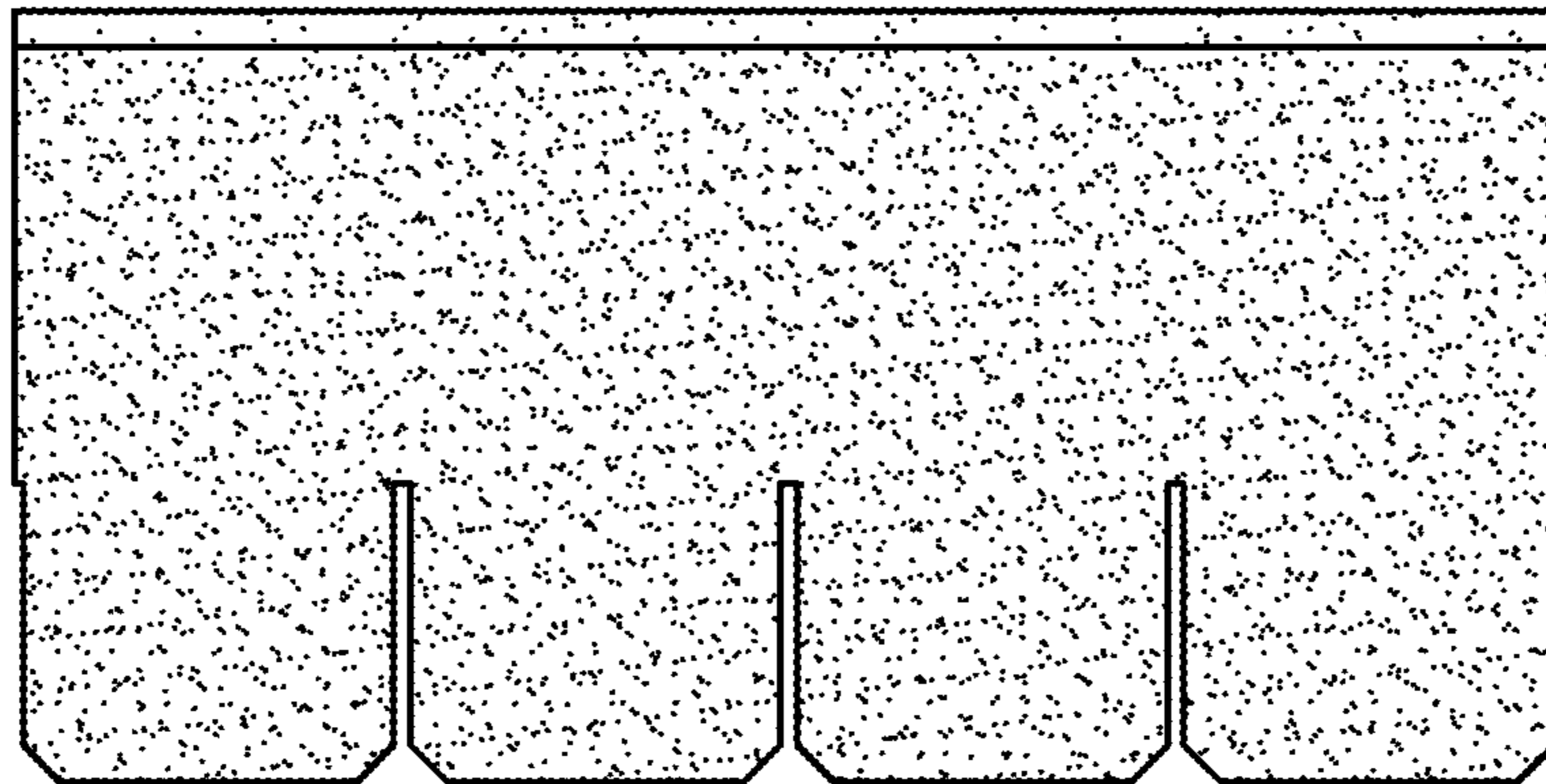
*FIG. 28*



*FIG. 29*



*FIG. 30*



*FIG. 31*

UNITED STATES PATENT AND TRADEMARK OFFICE  
**CERTIFICATE OF CORRECTION**

PATENT NO. : D762,880 S  
APPLICATION NO. : 29/512528  
DATED : August 2, 2016  
INVENTOR(S) : Olan Leitch et al.

Page 1 of 1

It is certified that error appears in the above-identified patent and that said Letters Patent is hereby corrected as shown below:

On the Title Page

[56] REFERENCES CITED:

Other Publications, (Insert) --Information Disclosure Statement submitted in U.S.  
Application No. 10/777,950, now U.S. 7,805,905, on May 24, 2010 (7 pages)--

Signed and Sealed this  
Third Day of January, 2017



Michelle K. Lee  
*Director of the United States Patent and Trademark Office*