

US00D762878S

(12) **United States Design Patent**
Hatch et al.

(10) **Patent No.:** **US D762,878 S**
(45) **Date of Patent:** **** Aug. 2, 2016**

- (54) **INSIDE CORNER TRIM**
 - (71) Applicants: **William Michael Hatch**, Peoria, AZ
(US); **Phil De La O, Jr.**, Glendale, AZ
(US)
 - (72) Inventors: **William Michael Hatch**, Peoria, AZ
(US); **Phil De La O, Jr.**, Glendale, AZ
(US)
 - (**) Term: **14 Years**
 - (21) Appl. No.: **29/494,829**
 - (22) Filed: **Jun. 24, 2014**
 - (51) **LOC (10) Cl.** **25-01**
 - (52) **U.S. Cl.**
USPC **D25/136; D25/102**
 - (58) **Field of Classification Search**
USPC **D25/102, 136**
CPC **E04F 19/61; E04F 19/064; E04F 13/0828;**
E04F 13/0862; E04F 21/053; E04F 19/04;
E04F 19/0436; E04F 19/02; E04F 19/0495;
E04F 19/062; E04F 19/0486; E04B 2002/867;
E04B 2002/725; E04B 2002/7446; E04B
2001/3282; E04B 2/962; E04B 2002/7418;
E04B 2002/742; E04B 2002/8676; E04B
2002/74; E04B 2/90; E04B 2/828; E04B 2/76;
E04B 1/2403; E04B 2002/028; E04B
2002/0282; E06B 2003/6291; E06B
2003/6294; E06B 1/00
- See application file for complete search history.

5,836,113	A *	11/1998	Bachman	E04D 13/158	52/287.1
6,186,605	B1	2/2001	Nelson			
D443,073	S *	5/2001	Wilson	D25/102	
D489,832	S *	5/2004	Koenig, Jr.	D25/136	
6,802,161	B1	10/2004	Robinson			
D528,669	S *	9/2006	Zarb	D25/136	
D599,916	S *	9/2009	Polston	D25/136	
7,823,336	B2	11/2010	Brochu et al.			
8,468,767	B1 *	6/2013	McBride	E04B 1/40	52/461
8,495,844	B1 *	7/2013	Johnson, Sr.	E04F 19/061	52/238.1
2001/0039774	A1	11/2001	Beirise et al.			
2003/0213195	A1	11/2003	Mathis et al.			
2005/0257443	A1	11/2005	Lin			
2007/0199269	A1 *	8/2007	Mees	E04B 2/8617	52/426

(Continued)

FOREIGN PATENT DOCUMENTS

CN	202915027	U	5/2013
JP	4611133		1/2011
WO	9410404		5/1994

Primary Examiner — Doris Clark
(74) *Attorney, Agent, or Firm* — Bryan Cave LLP

(57) **CLAIM**
We claim the ornamental design for an inside corner trim, as shown and described.


DESCRIPTION

FIG. 1 is a perspective view of an inside corner trim;
FIG. 2 is a perspective view of an inside corner trim, the broken lines are for illustrative purposes only and form no part of the claimed design;
FIG. 3 is a front view thereof;
FIG. 4 is a rear view thereof;
FIG. 5 is a top side view thereof the bottom view being a mirror image of the top view;
FIG. 6 is a right view thereof; and,
FIG. 7 is a left view thereof.

1 Claim, 4 Drawing Sheets

(56) **References Cited**
U.S. PATENT DOCUMENTS

3,158,960	A	12/1964	Newton et al.			
3,188,772	A *	6/1965	Tennison, Jr.	E04D 13/15	52/11
3,237,352	A	3/1966	Edwards			
3,242,622	A	3/1966	Snead			
3,735,538	A	5/1973	Ramins			
4,663,906	A *	5/1987	Weinar	E04F 13/06	52/288.1
5,090,174	A *	2/1992	Fragale	E04C 2/292	52/276



US D762,878 S

Page 2

(56)

References Cited

U.S. PATENT DOCUMENTS

2008/0005986	A1 *	1/2008	Thompson	E04B 2/82	52/290
2008/0295439	A1 *	12/2008	Janesky	E04B 1/7023	52/589.1
2009/0056252	A1 *	3/2009	Taylor	E04F 19/061	52/287.1
2009/0139167	A1 *	6/2009	Donaldson	B62D 33/046	52/272
2011/0179733	A1	7/2011	Picken			
2012/0102849	A1	5/2012	Shugart			
2013/0255171	A1	10/2013	Rutherford			

* cited by examiner

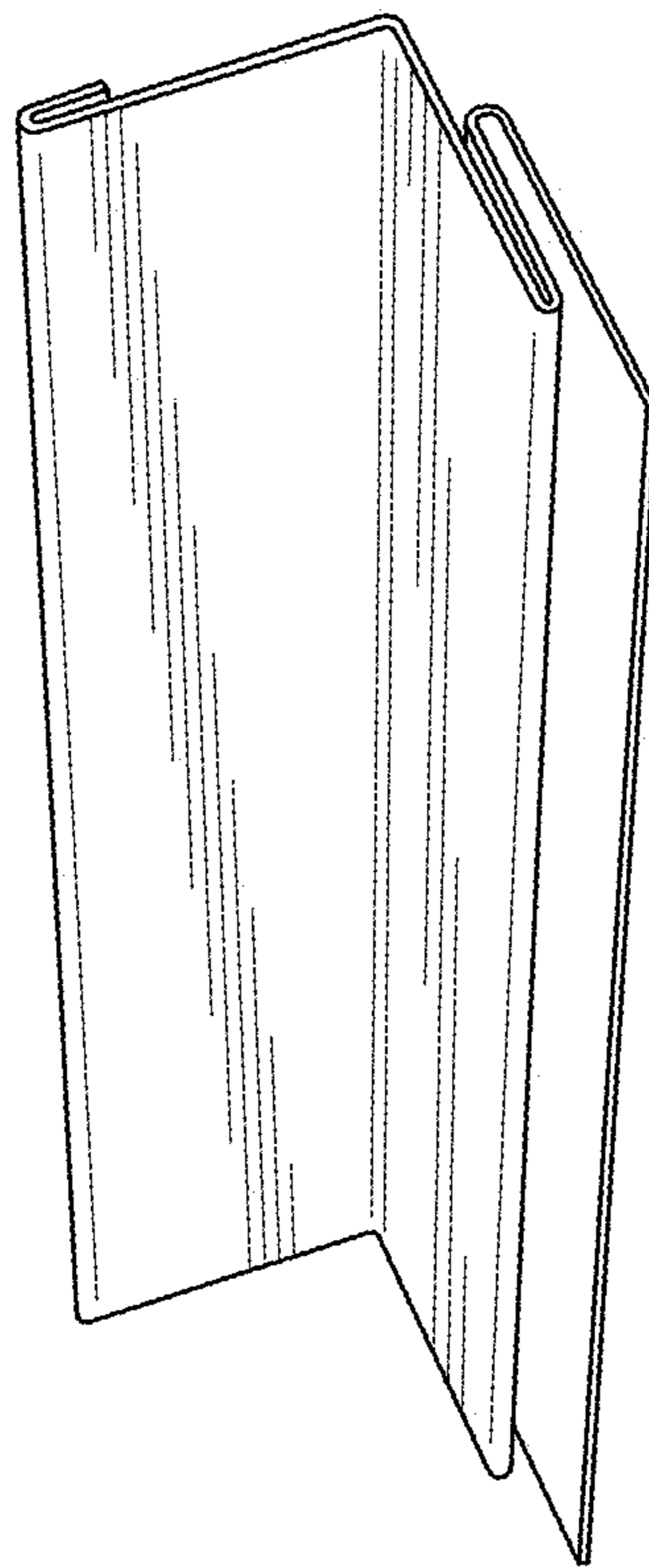


FIG. 1

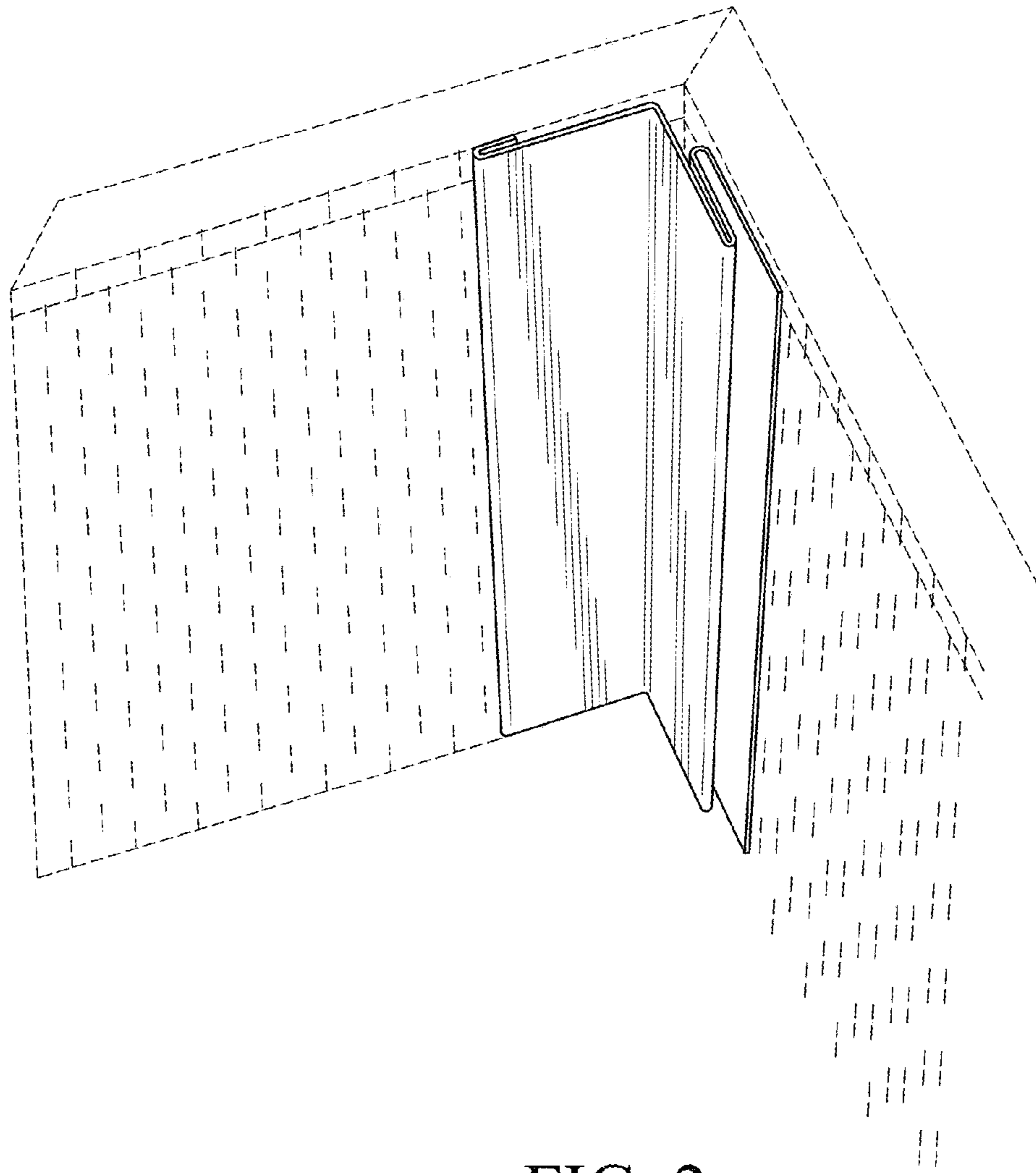


FIG. 2




FIG. 3

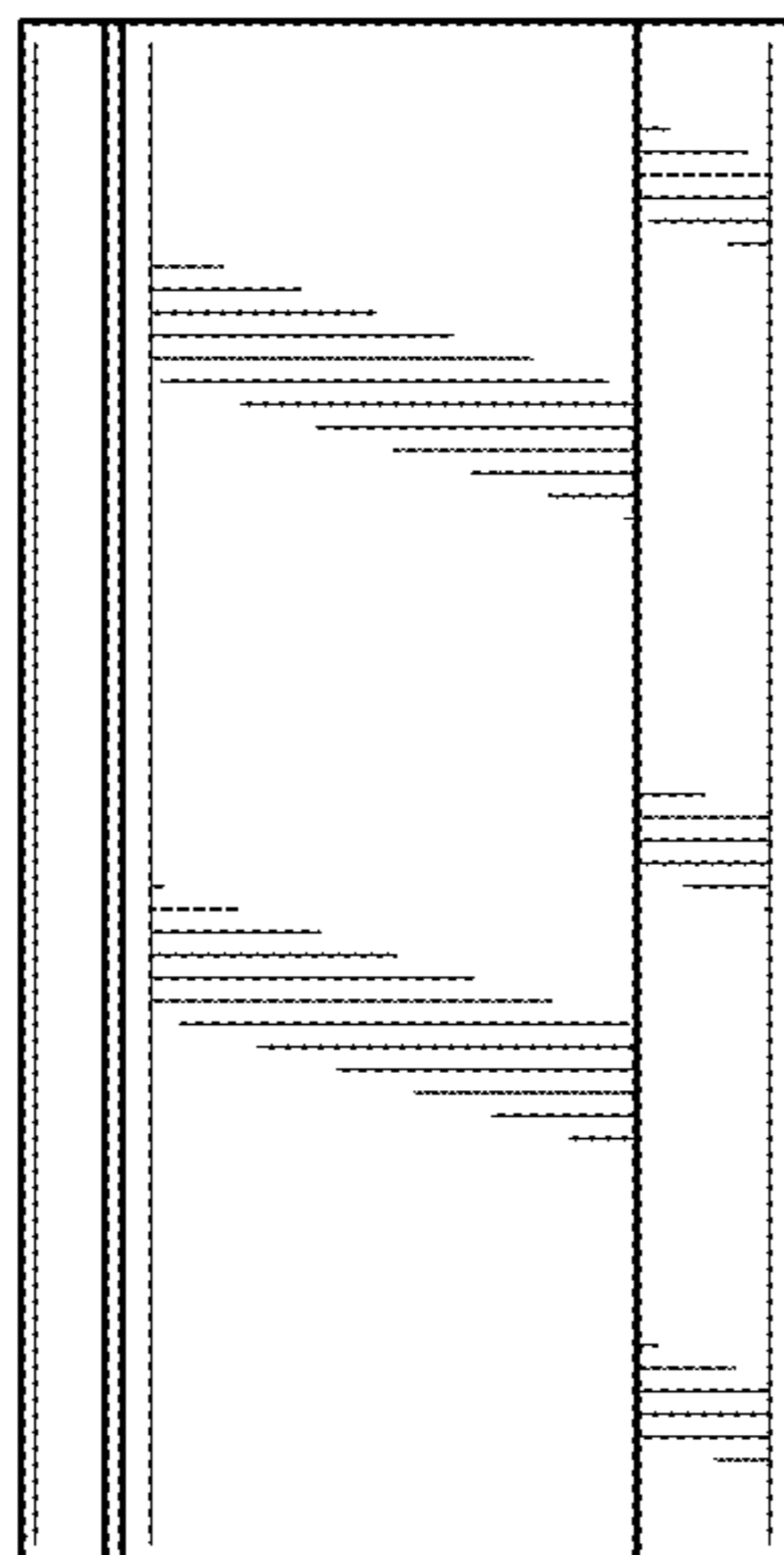


FIG. 4

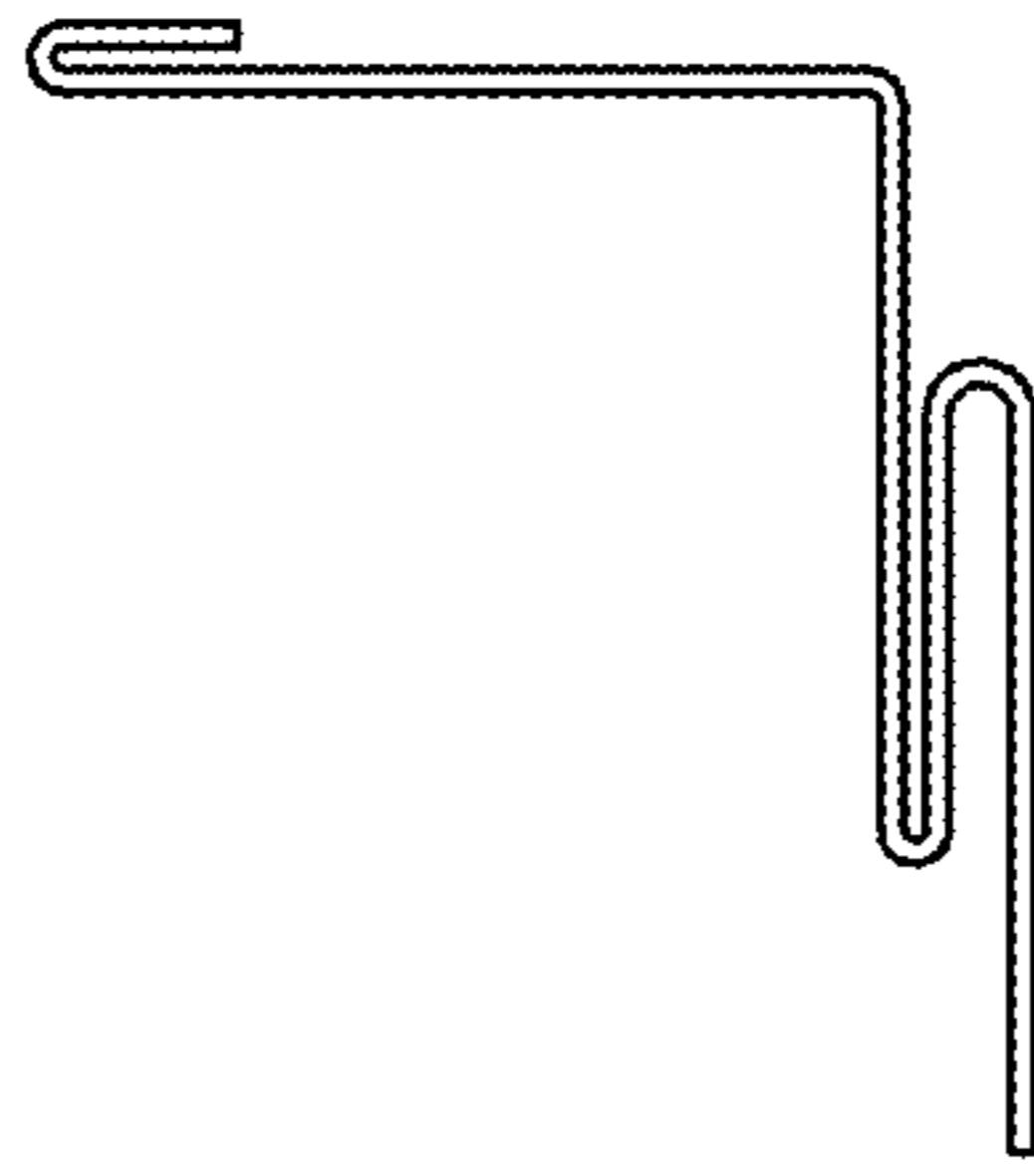


FIG. 5

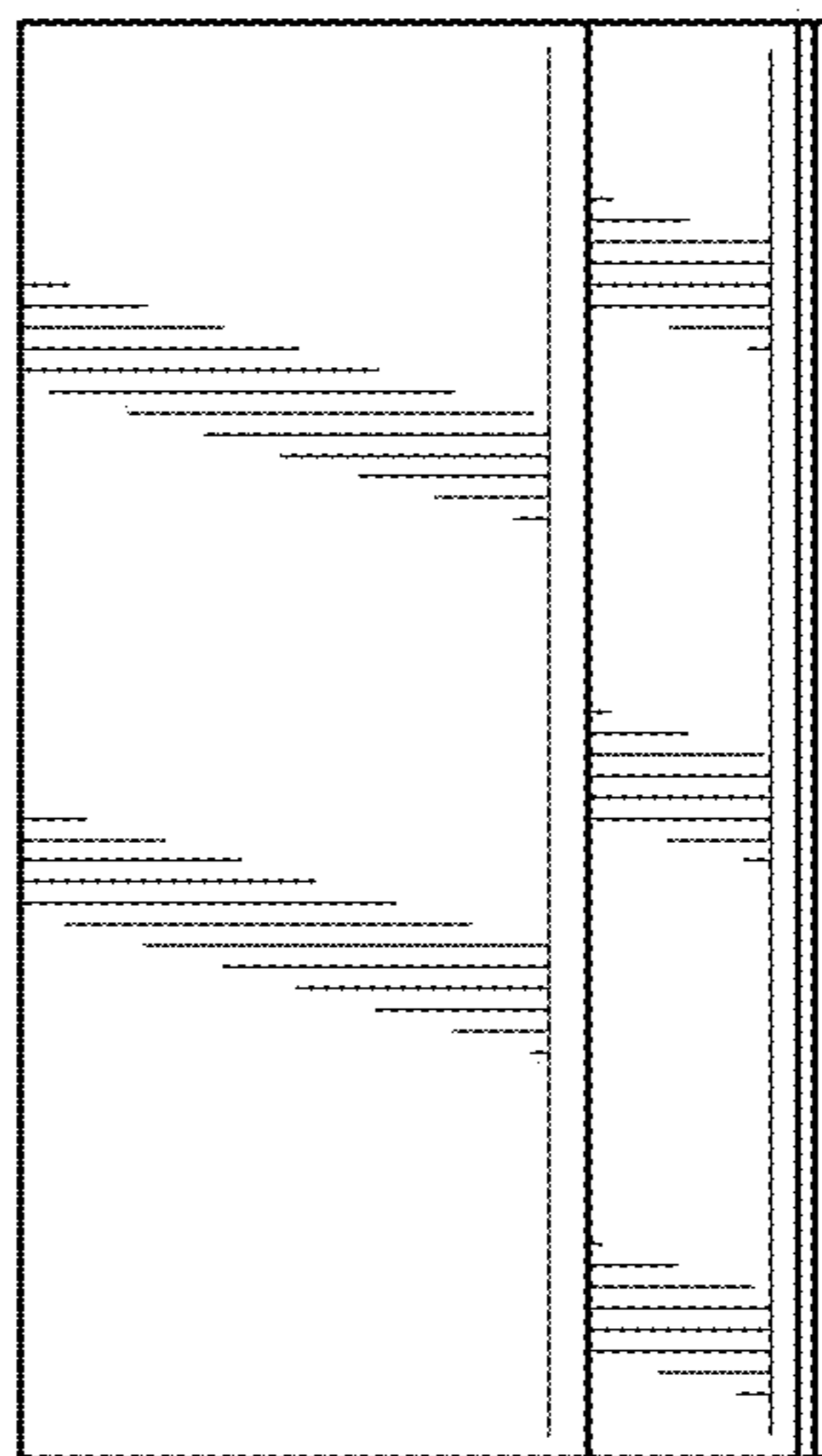


FIG. 6




FIG. 7