

US00D762872S

(12) **United States Design Patent**
Chen

(10) **Patent No.:** **US D762,872 S**
(45) **Date of Patent:** **** Aug. 2, 2016**

- (54) **ELECTRONIC MASSAGER**
- (71) Applicant: **Healthmate International, LLC**,
Kansas City, MO (US)
- (72) Inventor: **Shawn Chen**, Kansas City, MO (US)
- (73) Assignee: **Healthmate International, LLC**,
Kansas City, MO (US)
- (**) Term: **15 Years**
- (21) Appl. No.: **29/531,585**
- (22) Filed: **Jun. 26, 2015**
- (51) **LOC (10) Cl.** **28-03**
- (52) **U.S. Cl.**
USPC **D24/215**
- (58) **Field of Classification Search**
USPC D24/200, 211, 212, 213, 214, 215, 189,
D24/176, 190-192, 177, 186, 232; 601/19,
601/27-32, 46, 49, 52, DIG. 12, DIG. 14,
601/DIG. 15, DIG. 16, DIG. 17, 48;
D30/160; D14/218
CPC A61H 2201/0153; A61H 2201/0207;
A61H 2201/0263; A61H 2201/0111; A61H
2201/1253; A61H 2205/082; A61H 2205/085;
A61H 15/0085; A61H 19/00; A61H 19/30;
A61H 19/32; A61H 19/40; A61H 19/44;
A61H 19/50
See application file for complete search history.

- D391,949 S 3/1998 Munson
- 5,748,927 A 5/1998 Stein et al.
- D395,297 S 6/1998 Cheng et al.
- 5,781,190 A 7/1998 Gorbet et al.
- D398,298 S 9/1998 Giordano, III
- D399,196 S 10/1998 Arora et al.
- D400,262 S 10/1998 Hirakawa et al.
- D406,847 S 3/1999 Gerba et al.
- D414,870 S * 10/1999 Saltzstein D24/186
- 6,016,484 A 1/2000 Williams et al.
- D421,251 S 2/2000 Haitani et al.
- D422,990 S 4/2000 Bright et al.
- D422,991 S 4/2000 Regan et al.
- D434,421 S 11/2000 Hanley et al.
- D434,422 S 11/2000 Thomas et al.
- D440,228 S 4/2001 Schmidt et al.
- 6,389,319 B1 5/2002 Lee
- D482,042 S 11/2003 Peters
- D482,043 S 11/2003 Peters
- D487,592 S 3/2004 Chang
- D494,188 S * 8/2004 Huang D14/203.3
- D511,526 S 11/2005 Totten et al.
- D515,072 S 2/2006 Lee
- D517,531 S 3/2006 Lai
- D520,495 S 5/2006 Dukerschein et al.
- D520,988 S 5/2006 Miller

(Continued)

Primary Examiner — Sandra Snapp
(74) *Attorney, Agent, or Firm* — Erickson Kernell IP, LLC

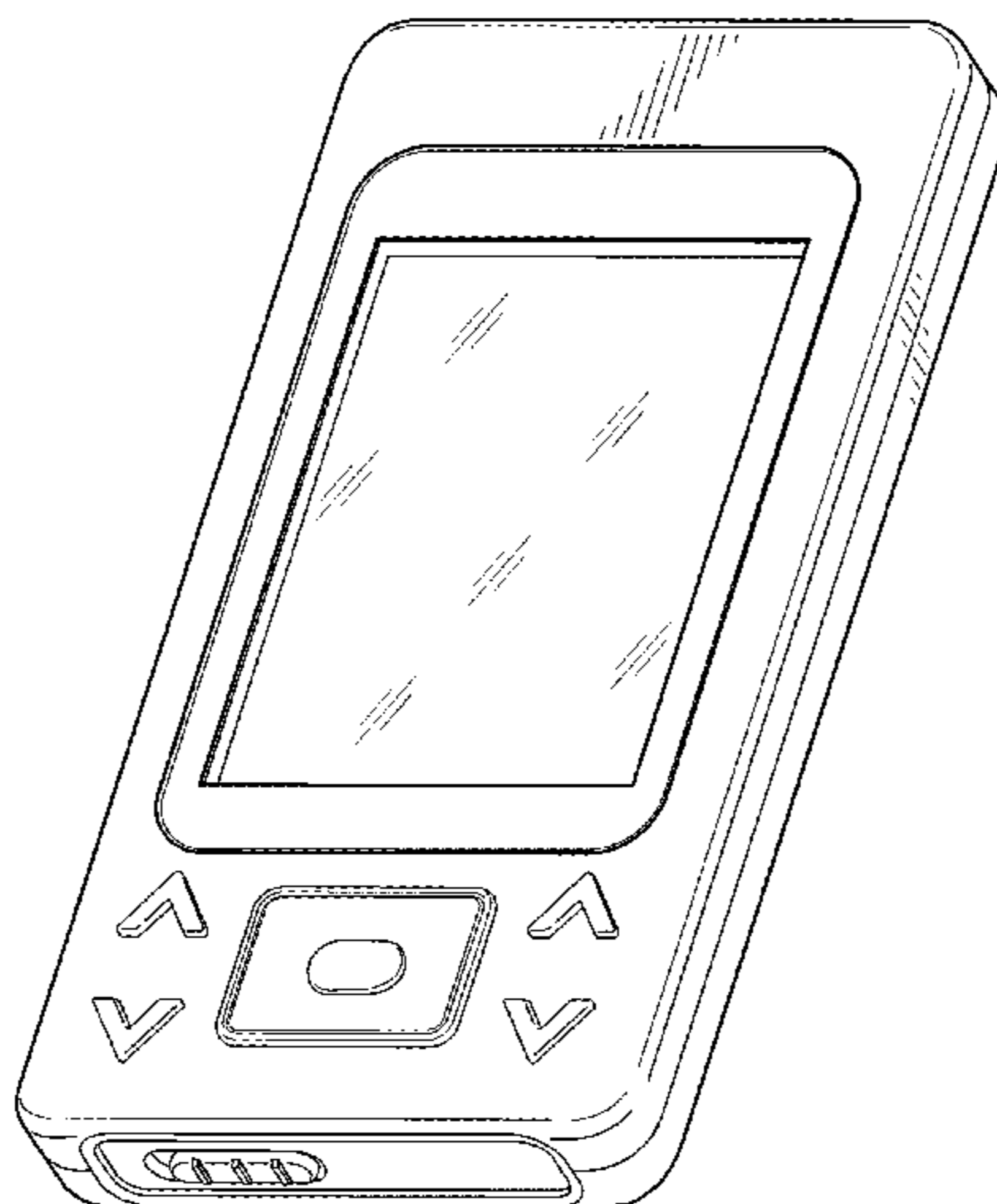
(57) **CLAIM**
The ornamental design for an electronic massager, as shown and described.

DESCRIPTION

FIG. 1 a perspective view of an electronic massager showing my new design;
FIG. 2 is a front view thereof;
FIG. 3 is a back view thereof;
FIG. 4 is a left side view thereof;
FIG. 5 is a right side view thereof;
FIG. 6 is a bottom view thereof; and,
FIG. 7 is a top view thereof.

1 Claim, 3 Drawing Sheets

- (56) **References Cited**
U.S. PATENT DOCUMENTS
- 3,234,933 A 2/1966 Martin
- 4,635,049 A 1/1987 Dodge et al.
- 4,649,513 A 3/1987 Martin et al.
- D341,848 S 11/1993 Bigelow et al.
- 5,428,734 A 6/1995 Haynes et al.
- 5,481,665 A 1/1996 Okada et al.
- D385,870 S 11/1997 Thomas



(56)

References Cited

U.S. PATENT DOCUMENTS

D539,917 S 4/2007 Park
D544,871 S 6/2007 Lim et al.
D546,836 S 7/2007 Armstrong et al.
D548,244 S 8/2007 Fletcher
D550,246 S 9/2007 Jewitt et al.
D550,685 S 9/2007 Seo et al.
D550,700 S 9/2007 Griffith
D552,123 S 10/2007 Niiijima
D557,277 S 12/2007 Jewitt et al.
D563,985 S 3/2008 Jewitt et al.

D563,986 S 3/2008 Lettau et al.
D566,724 S 4/2008 Pieratt et al.
D586,355 S 2/2009 Mori et al.
D599,362 S 9/2009 Danton
D599,378 S 9/2009 Mays
D599,817 S 9/2009 Mays
D621,515 S * 8/2010 Chua D24/186
D629,528 S 12/2010 Adkisson
D661,282 S * 6/2012 Tatara D14/218
D675,747 S 2/2013 Lyuing
D676,142 S 2/2013 Chen
D716,963 S * 11/2014 Yosef D24/215
D723,520 S * 3/2015 Kato D14/218

* cited by examiner

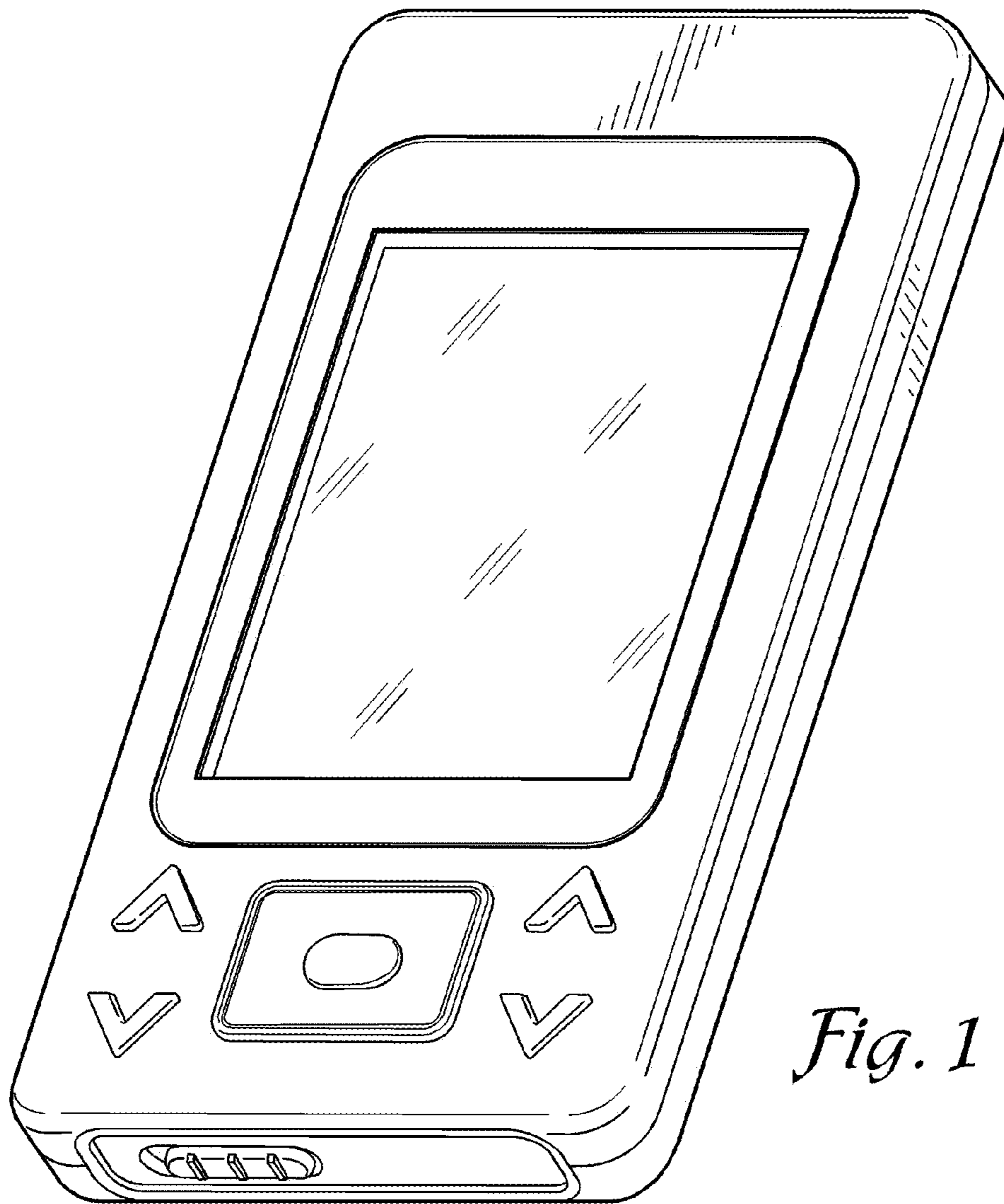


Fig. 1

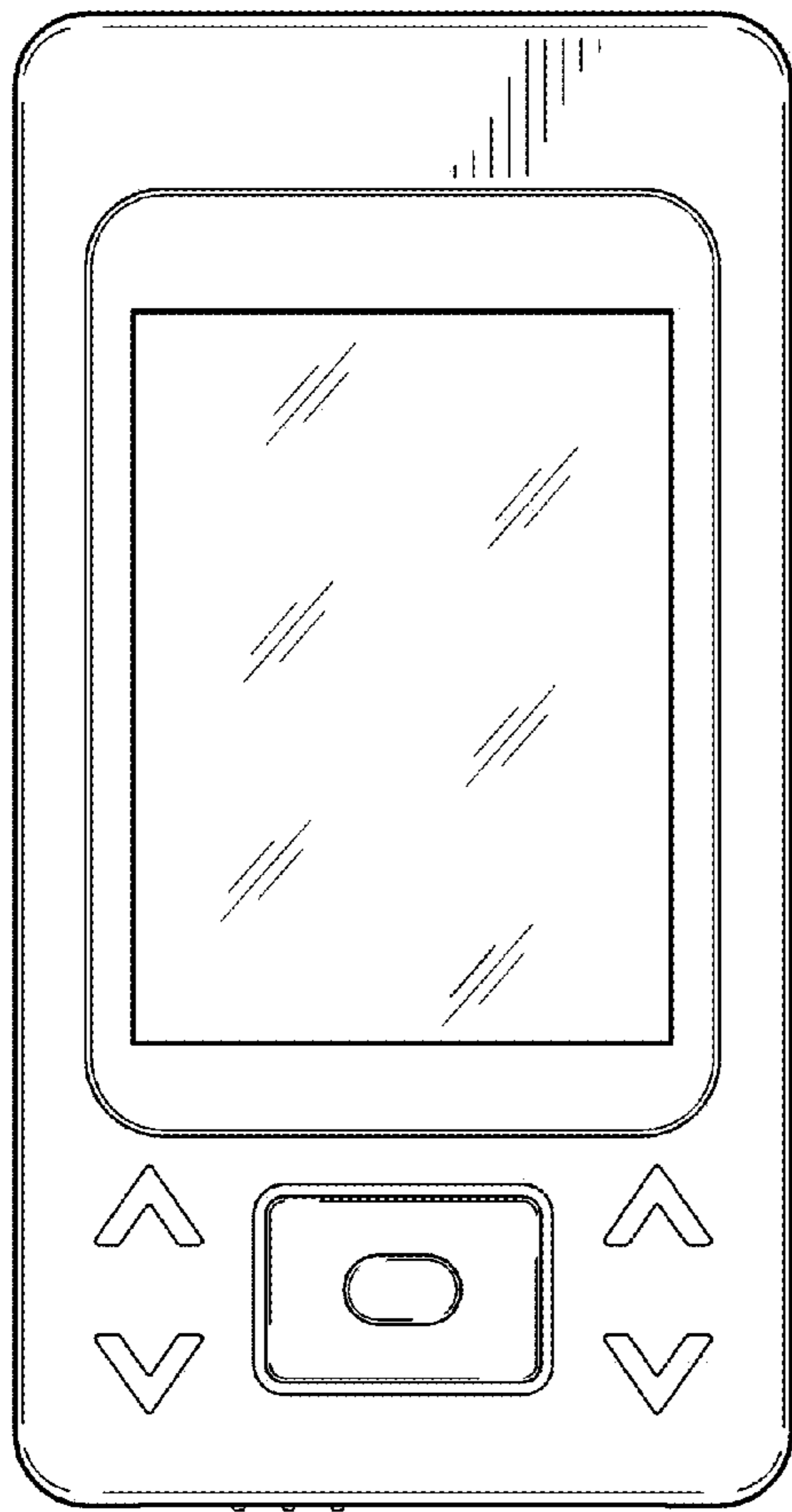


Fig. 2




Fig. 3




Fig. 4




Fig. 5

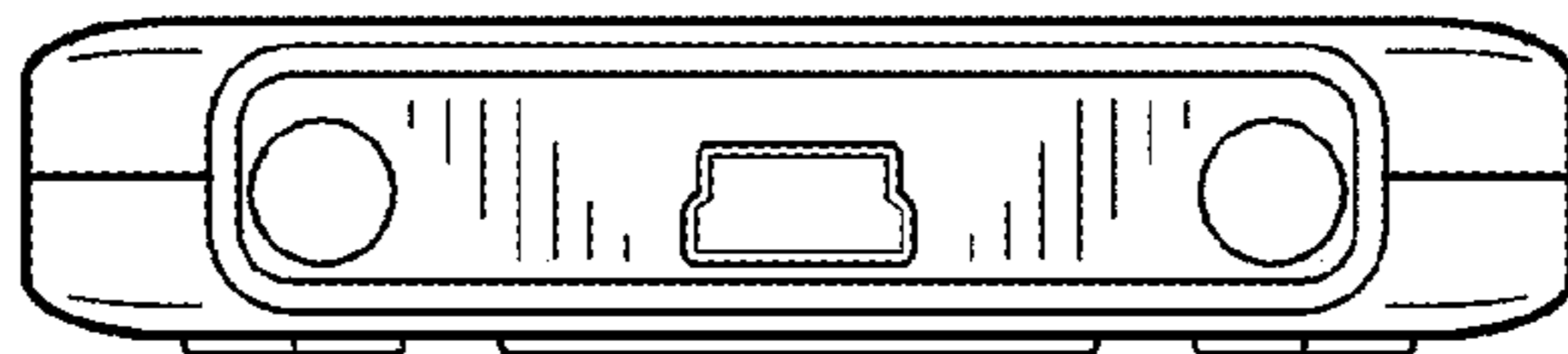


Fig. 6




Fig. 7