



US00D762864S

(12) **United States Design Patent**  
**Anderson et al.**

(10) **Patent No.:** **US D762,864 S**  
(45) **Date of Patent:** **\*\* Aug. 2, 2016**

(54) **MICRO-COIL ARRAY**  
(71) Applicant: **PULSE, LLC**, Draper, UT (US)  
(72) Inventors: **Gregory S. Anderson**, Sandy, UT (US);  
**Kade E. Huntsman**, Holladay, UT (US);  
**Dale C. Gledhill**, Sandy, UT (US);  
**Douglas R. Burrell**, Springville, UT (US)

5,290,409 A 3/1994 Liboff et al.  
5,291,888 A \* 3/1994 Tucker ..... A61B 5/0478  
600/383  
5,314,400 A 5/1994 Tsyb et al.  
5,338,286 A 8/1994 Abbott et al.  
5,344,384 A 9/1994 Ostrow et al.  
5,370,133 A 12/1994 Darby et al.  
5,458,558 A 10/1995 Liboff et al.  
5,554,835 A 9/1996 Newham  
5,654,694 A 8/1997 Newham  
5,743,844 A 4/1998 Tepper et al.

(73) Assignee: **PULSE, LLC**, Draper, UT (US)

(\*\*) Term: **14 Years**

(21) Appl. No.: **29/490,768**

(22) Filed: **May 13, 2014**

(51) **LOC (10) Cl.** ..... **24-01**

(52) **U.S. Cl.**  
USPC ..... **D24/187**

(58) **Field of Classification Search**  
USPC ..... D24/158, 186, 187, 200; 600/382, 511,  
600/13-16; 607/2, 3, 50, 51, 152, 154, 155  
CPC ..... A61B 5/0478; A61N 2/004; A61N 2/02  
See application file for complete search history.

(56) **References Cited**

**U.S. PATENT DOCUMENTS**

4,105,017 A 8/1978 Ryaby et al.  
4,266,533 A 5/1981 Ryaby et al.  
D261,936 S \* 11/1981 Sumiyasu ..... D24/211  
4,315,503 A 2/1982 Ryaby et al.  
4,510,704 A 4/1985 Johnson  
5,014,699 A 5/1991 Pollack et al.  
5,058,582 A 10/1991 Thaler  
5,087,336 A 2/1992 Liboff et al.  
5,160,591 A 11/1992 Liboff et al.  
5,181,902 A 1/1993 Erickson et al.  
5,269,745 A 12/1993 Liboff et al.  
5,269,747 A 12/1993 Erickson et al.

(Continued)

**OTHER PUBLICATIONS**

Advanced Biomagnetics® Clinical Database: Osteoporosis Studies, therion®, J. Bone Joint Surg. Am.m. <http://www.therionresearch.com/database/osteoporosis.html#2>, Mar. 1989;71(3):411-7.

(Continued)

*Primary Examiner* — Anhdao Doan

(74) *Attorney, Agent, or Firm* — Pate Baird, PLLC

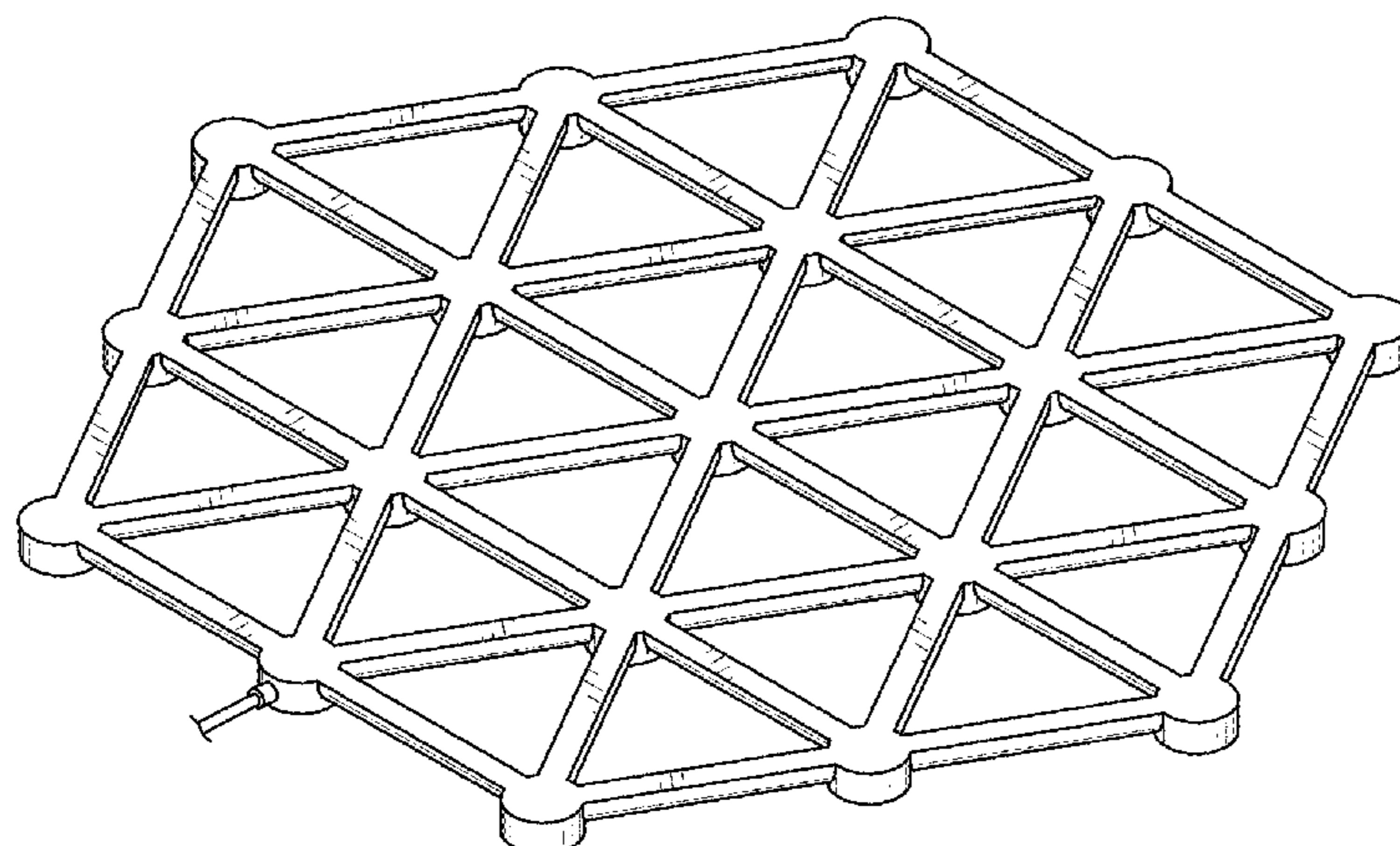
(57) **CLAIM**

The ornamental design for a micro-coil array, as shown and described.

**DESCRIPTION**

FIG. 1 is a perspective view of a micro-coil array;  
FIG. 2 is a bottom perspective view thereof;  
FIG. 3 is a top plan view thereof;  
FIG. 4 is a bottom plan view thereof;  
FIG. 5 is a front elevation view thereof;  
FIG. 6 is a rear elevation view thereof;  
FIG. 7 is a right side view thereof;  
FIG. 8 is a left side view thereof; and,  
FIG. 9 is a perspective view of the device in use.  
The broken lines in FIG. 9 are directed to environmental subject matters and form no part of the claimed design.

**1 Claim, 5 Drawing Sheets**



(56)

References Cited

U.S. PATENT DOCUMENTS

5,792,209 A 8/1998 Varner  
 5,951,459 A 9/1999 Blackwell  
 5,997,464 A 12/1999 Blackwell  
 D420,138 S \* 2/2000 Robinette ..... D24/200  
 6,024,691 A 2/2000 Tepper et al.  
 6,132,362 A 10/2000 Tepper et al.  
 6,174,276 B1 1/2001 Blackwell  
 6,179,772 B1 1/2001 Blackwell  
 6,186,941 B1 2/2001 Blackwell  
 6,200,259 B1 3/2001 March  
 6,213,934 B1 4/2001 Bianco et al.  
 6,261,221 B1 7/2001 Tepper et al.  
 6,364,824 B1 4/2002 Fitzsimmons  
 6,395,799 B1 5/2002 Johnson  
 6,418,345 B1 7/2002 Tepper et al.  
 6,443,883 B1 9/2002 Ostrow et al.  
 6,463,336 B1 10/2002 Mawhinney  
 6,560,487 B1 5/2003 McGraw et al.  
 6,561,968 B1 5/2003 Dissing et al.  
 6,589,194 B1 7/2003 Calderon et al.  
 6,675,048 B2 1/2004 McGraw et al.  
 6,792,315 B2 9/2004 Carter et al.  
 6,819,210 B2 11/2004 Boynton et al.  
 6,839,595 B2 1/2005 Tepper et al.  
 6,853,863 B2 2/2005 Carter et al.  
 6,853,864 B2 2/2005 Litovitz  
 6,955,642 B1 10/2005 Simon  
 7,010,353 B2 3/2006 Gan et al.  
 7,130,692 B2 10/2006 Brighton et al.  
 7,158,835 B2 1/2007 Brighton et al.  
 7,175,587 B2 2/2007 Gordon et al.  
 D541,421 S \* 4/2007 Metzger ..... D24/187  
 D562,986 S \* 2/2008 Shurm ..... D24/200  
 D594,127 S \* 6/2009 Causevic ..... D24/187  
 D645,153 S 9/2011 Anderson et al.  
 8,147,395 B2 4/2012 Anderson et al.  
 D662,598 S 6/2012 Anderson et al.  
 8,439,816 B2 5/2013 Anderson et al.  
 8,485,960 B2 7/2013 Anderson et al.  
 D702,361 S \* 4/2014 Weber ..... D24/189  
 2002/0165583 A1 11/2002 Tepper et al.  
 2003/0095022 A1 5/2003 Boynton et al.  
 2003/0158585 A1 8/2003 Burnett  
 2004/0210254 A1 10/2004 Burnett  
 2005/0124846 A1 6/2005 Pasula  
 2005/0182287 A1 8/2005 Becker  
 2005/0267355 A1 12/2005 Parker  
 2006/0189882 A1 \* 8/2006 Thomas ..... A61B 5/04882  
 600/546  
 2006/0212077 A1 9/2006 Pilla et al.

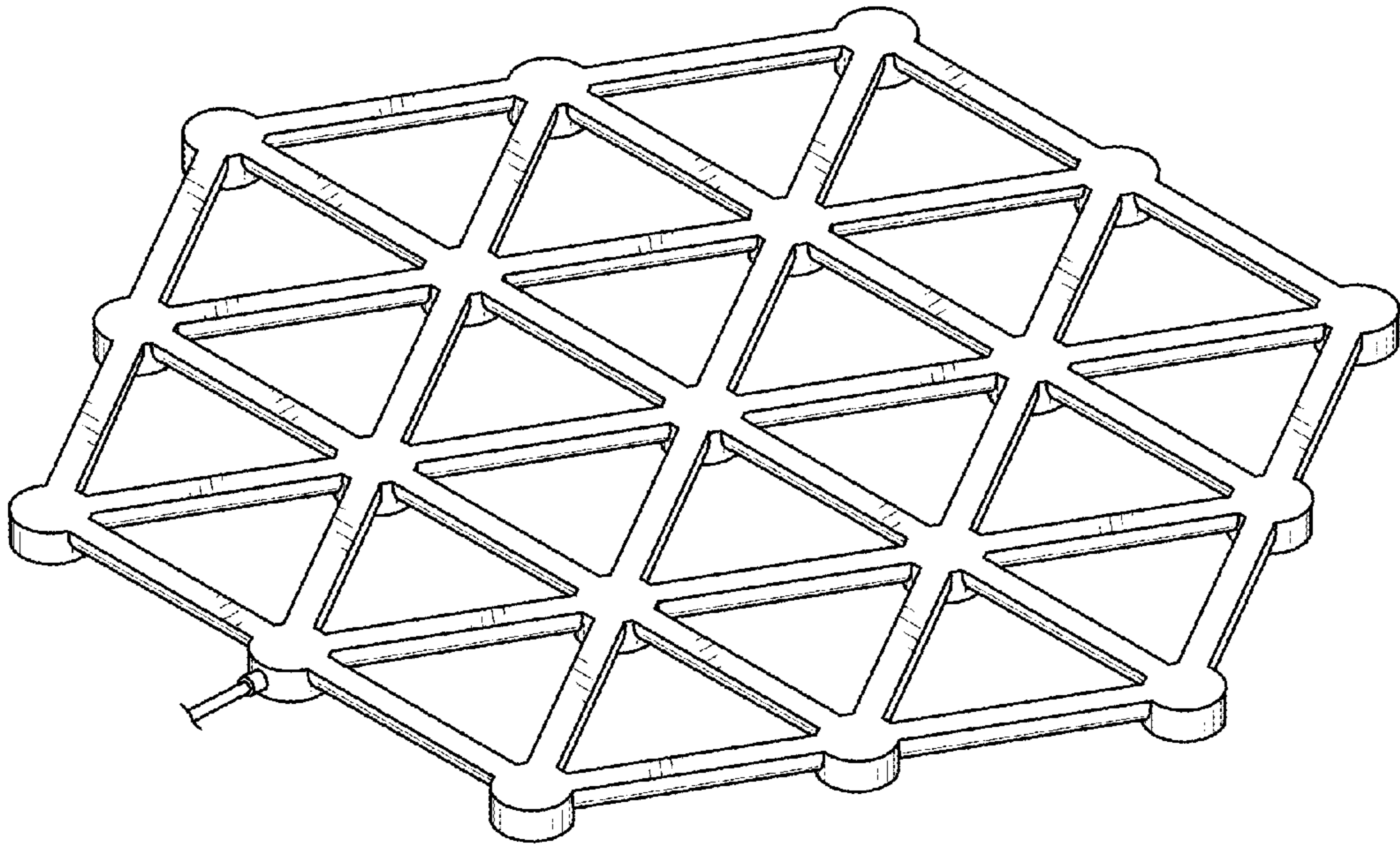
2007/0293798 A1 12/2007 Hu et al.  
 2013/0204100 A1 \* 8/2013 Acquista ..... A61B 5/0006  
 600/301  
 2013/0303874 A1 \* 11/2013 Diamond ..... A61B 5/0478  
 600/383  
 2015/0065838 A1 \* 3/2015 Wingeier ..... A61N 1/0456  
 607/148

OTHER PUBLICATIONS

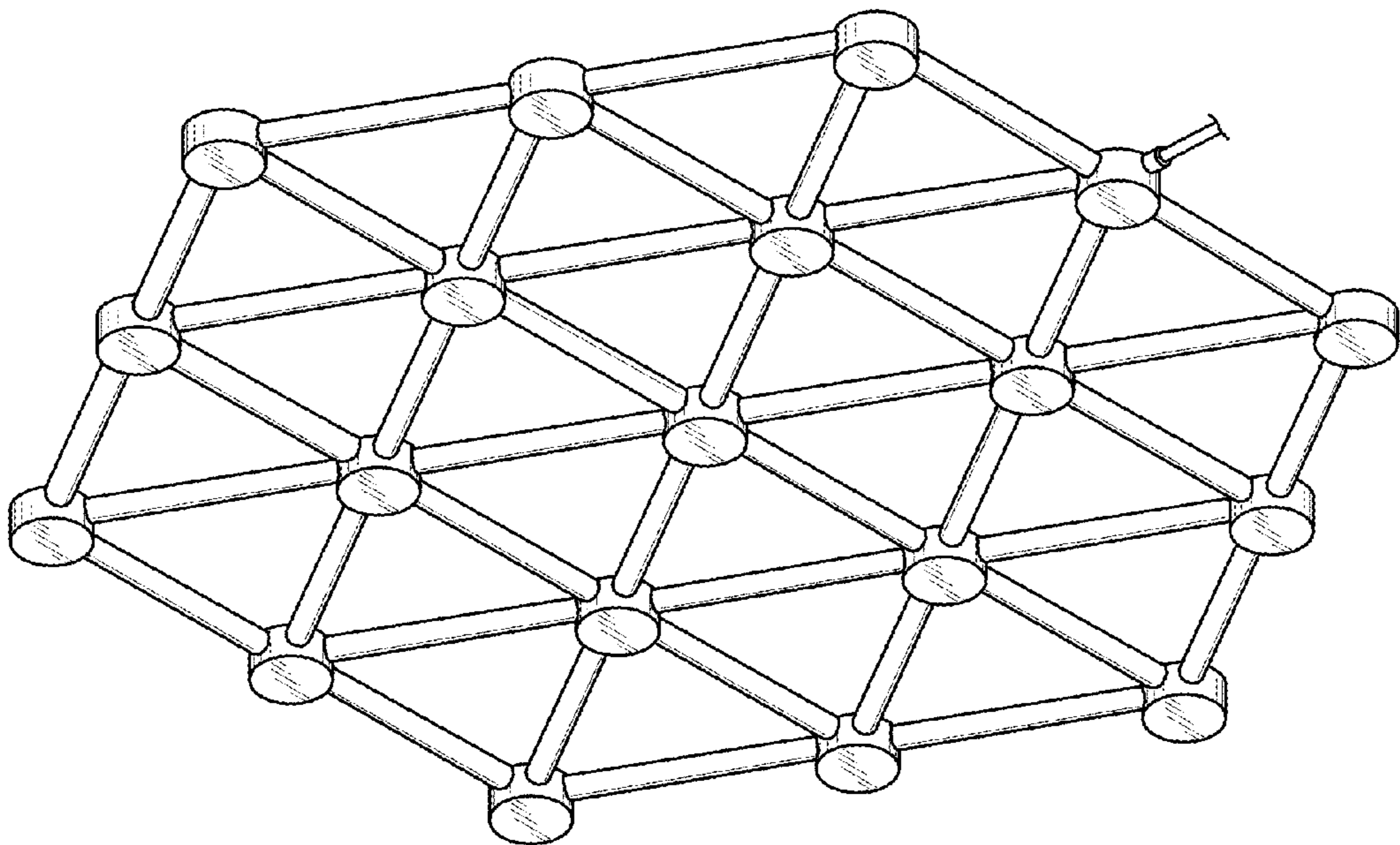
An Electrical Device to Make Bones Grow, <http://www.thirdage.com/ebsco/files/14707.html>, Medicinal EMFs: Harnessing electric and magnetic fields for healing and health, Science News Online, [http://www1.sciencenews.org/sn\\_arc99/11\\_13\\_99/bob2.htm](http://www1.sciencenews.org/sn_arc99/11_13_99/bob2.htm), not dated.  
 Data providing the effect of electrical field stimulation on BMD and BMC, [http://www.scielo.br/scielo.php?pid=S0100-879X2006005000030&script=sci\\_arttext](http://www.scielo.br/scielo.php?pid=S0100-879X2006005000030&script=sci_arttext), not dated.  
 Pulsed Electromagnetic Fields for Bone Health and Bone Healing, QRS World of Health, [http://www.qrsworldofhealth.com/osteoporosis\\_intro.html](http://www.qrsworldofhealth.com/osteoporosis_intro.html), Mar. 12, 2008.  
 Hiromasa Miura, Application of a Pulsed Electromagnetic Field for the Treatment of Osteoporosis, Department of Orthopaedic Surgery, Kyushu University, not dated.  
 Kyle Chang, Walter Hong-Shong Chang, Yen-Hsin Yu, Chung Shih, Pulsed Electromagnetic Field Stimulation of Bone Marrow Cells Derived from Ovariectomized Rats Affects Osteoclast Formation and Local Factor Production, May 14, 2003, (Abstract Only), [http://www3.interscience.wiley.com/search/allsearch?mode=viewselected&product=journal&ID=107061128&view\\_selected.x=69&view\\_selected.y=9](http://www3.interscience.wiley.com/search/allsearch?mode=viewselected&product=journal&ID=107061128&view_selected.x=69&view_selected.y=9).  
 Jitendra Behari and Jayanand, Low Level Pulsed Radio Frequency Field and Its Remedial Effect on Osteoporosis and Bone Fracture, Progress in Electromagnetics Research Symposium 2005, Aug. 22-26, 2005, pp. 736-739 Hangzhou, China.  
 Lirani-Galvão, C.T. Bergamaschi, O.L. Silva and M. Lazaretti-Castro, Electrical Field Stimulation Improves Bone Mineral Density in Ovariectomized Rats, Brazilian Journal of Medical and Biological Research, Nov. 2006, 1501-1505; <http://www.scielo.br/pdf/bjmr/v39n11/6295.pdf>.  
 Paul Andrew Glazer, Lian Clamen Glazer "Electricity: The History and Science of Bone Growth Stimulation for Spinal Fusion." Orthopaedic Journal at Harvard Medical School. <http://www.orthojournalhms.org/ojhms2002/manuscripts/manuscripts-01.htm>. Mar. 12, 2009.  
 Daodaor Technologies Limited, "A New Idea on the Magnetic Products," 258 Zhonghe Zhong Road, Hangzhou, 310003, Phone: 86-571-86559319; 4 pages; not dated.

\* cited by examiner

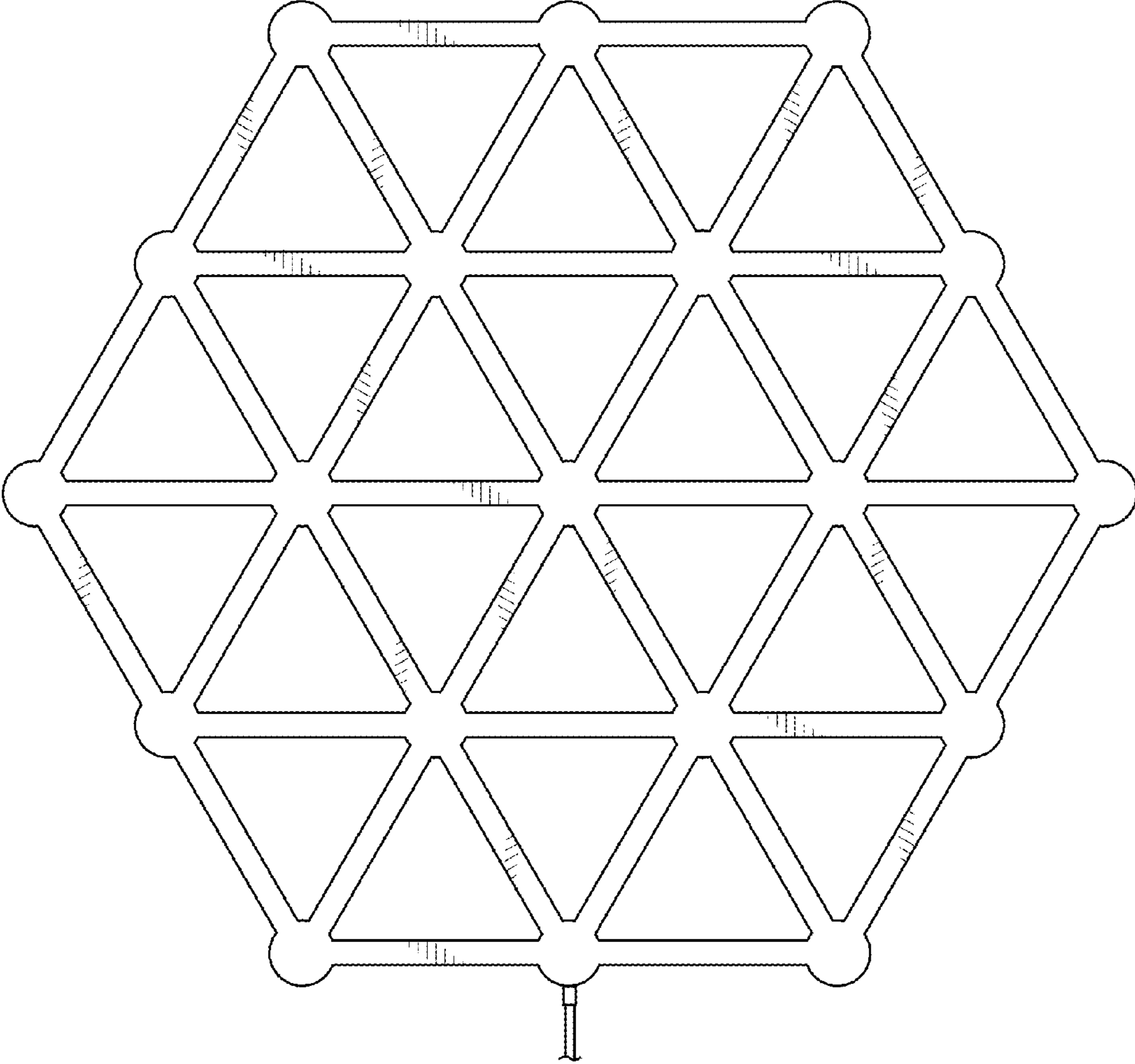




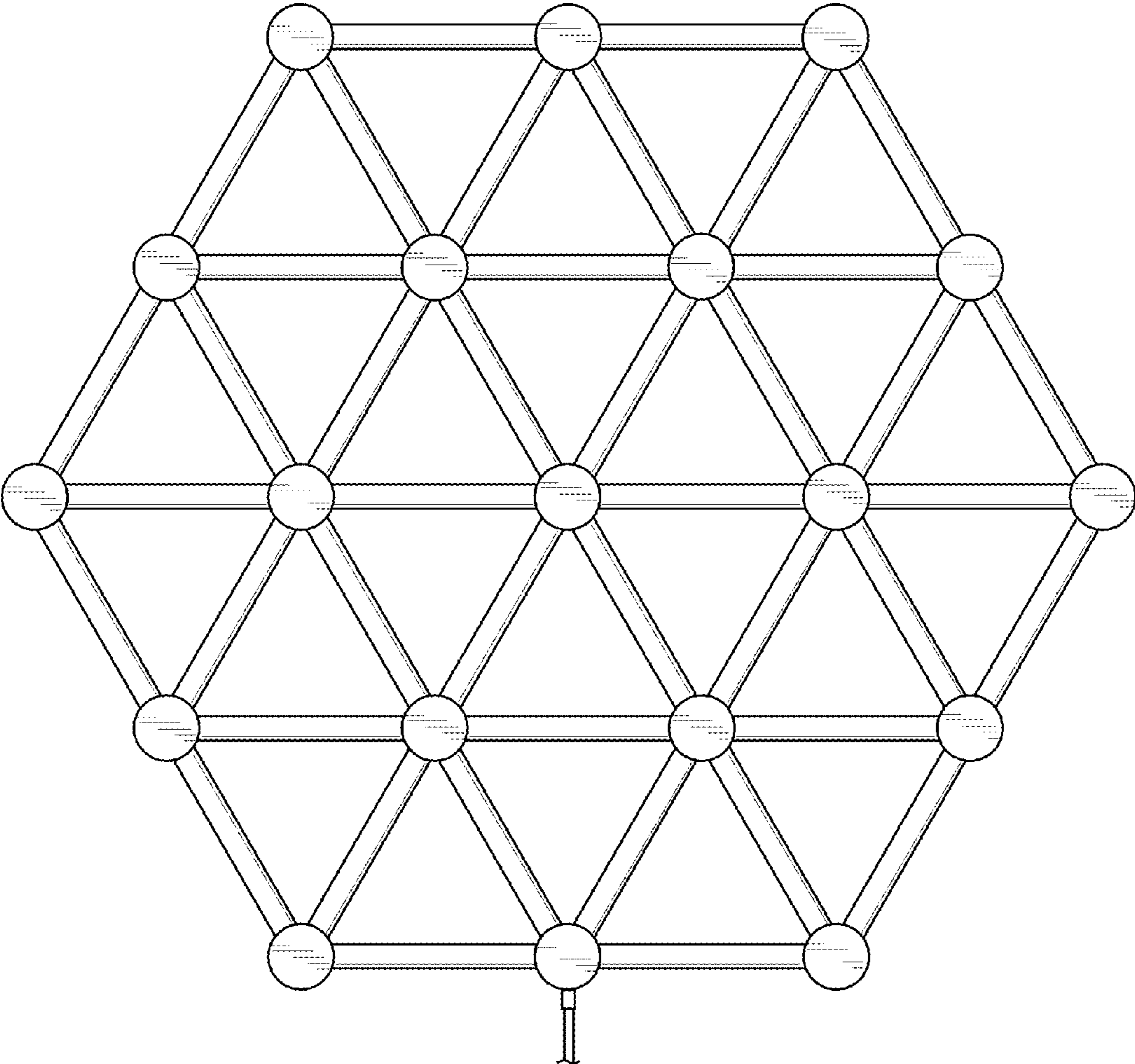
**FIG. 1**



**FIG. 2**




**FIG. 3**



**FIG. 4**



**FIG. 5**



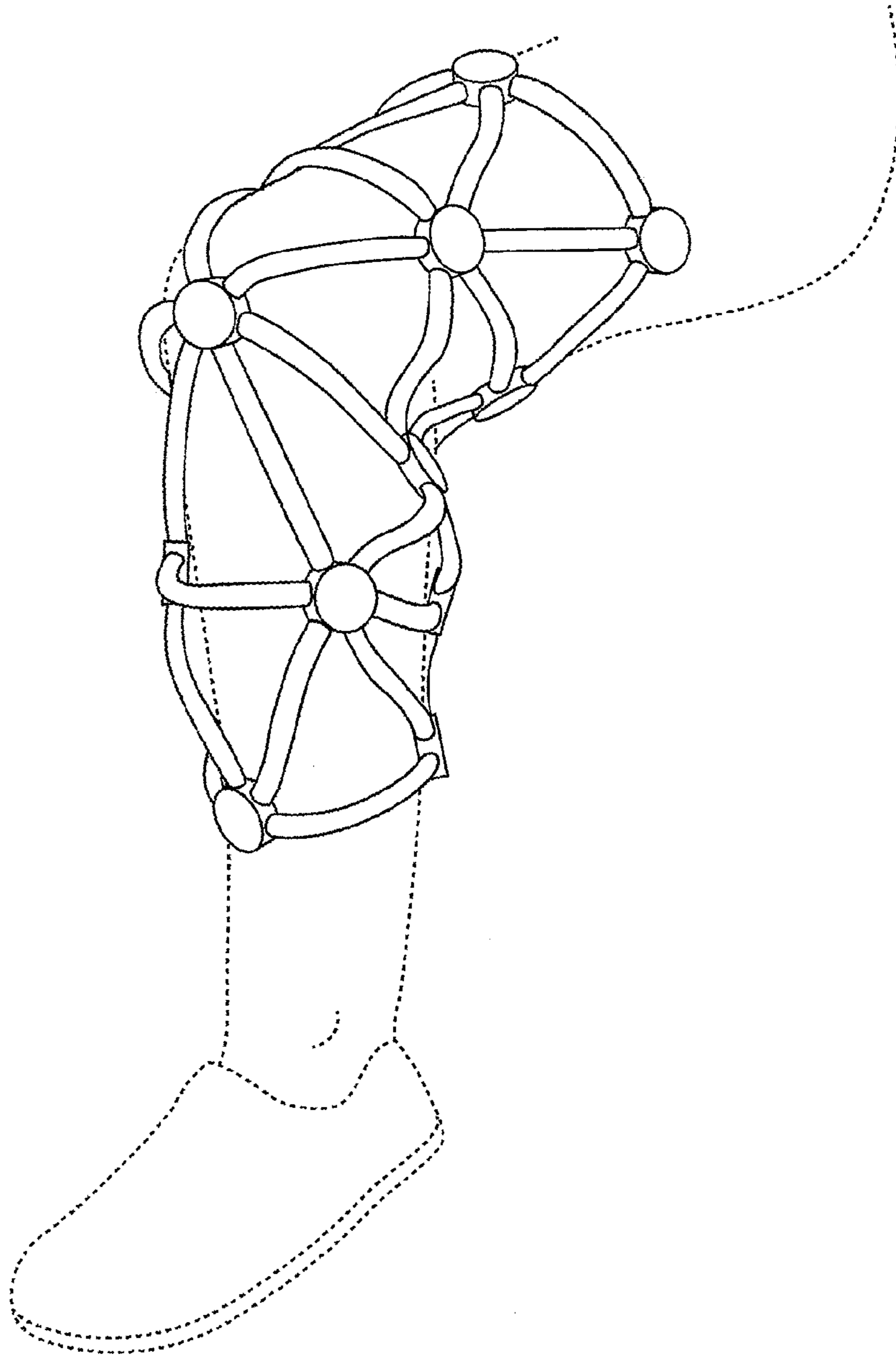
**FIG. 6**



**FIG. 7**



**FIG. 8**



**FIG. 9**