



US00D762863S

(12) **United States Design Patent**
Kim et al.

(10) **Patent No.:** **US D762,863 S**
(45) **Date of Patent:** **** Aug. 2, 2016**

(54) **HOME MEDICAL INSTRUMENT**

(71) Applicant: **INSUNG INFORMATION CO., LTD.**,
Seoul (KR)

(72) Inventors: **Hong Jin Kim**, Seoul (KR); **Bong Jo Kwak**, Seoul (KR); **Jeong Hwan Park**, Seoul (KR); **Soo Kyoung Lee**, Hanam-si (KR)

(73) Assignee: **INSUNG INFORMATION CO., LTD.**,
Seoul (KR)

(**) Term: **14 Years**

(21) Appl. No.: **29/476,187**

(22) Filed: **Dec. 12, 2013**

(51) **LOC (10) Cl.** **24-01**

(52) **U.S. Cl.**
USPC **D24/186**

(58) **Field of Classification Search**
USPC D24/114, 133, 169, 175, 186, 172, 200,
D24/188, 216, 164-165, 110; 600/365, 345,
600/309-310, 322, 368, 485, 481, 529,
600/544; D10/81; 604/66; 422/68.1;
205/792; 435/287.1
CPC A61B 5/14532; A61B 5/1455; A61B
5/14546; A61B 5/14551; A61B 5/14552;
A61B 5/021; A61B 5/0476; G01N 27/3271;
G01N 33/54386; C12Q 1/006
See application file for complete search history.

(56) **References Cited**

U.S. PATENT DOCUMENTS

D381,749 S * 7/1997 Lawrence et al. D24/186
D427,315 S * 6/2000 Saltzstein et al. D24/186
D477,084 S * 7/2003 Menezes et al. D24/172

D490,516 S * 5/2004 Takahashi et al. D24/186
D503,807 S * 4/2005 Ryan D24/200
D508,565 S * 8/2005 Nephin et al. D24/186
D537,944 S * 3/2007 Eda et al. D24/165
D588,702 S * 3/2009 Cirelli D24/188
D598,551 S * 8/2009 Miwa et al. D24/186
D609,343 S * 2/2010 Omaki D24/165
D609,344 S * 2/2010 Hara D24/165
D631,968 S * 2/2011 Sevel D24/169
D638,128 S * 5/2011 Prokop et al. D24/172
D647,209 S * 10/2011 Muller et al. D24/216
D651,319 S * 12/2011 Hara D24/165
D699,356 S * 2/2014 Patil D24/164
D703,311 S * 4/2014 Daly D24/110
D705,190 S * 5/2014 Shigeno et al. D14/186
D728,121 S * 4/2015 Cook et al. D24/216
2009/0062664 A1 * 3/2009 Chang et al. 600/485

* cited by examiner

Primary Examiner — T. Chase Nelson

Assistant Examiner — Mark Cavanna

(74) *Attorney, Agent, or Firm* — Revolution IP, PLLC

(57) **CLAIM**

The ornamental design for a “home medical instrument,” as shown and described.

DESCRIPTION

FIG. 1 is a perspective view of home medical instrument showing my new design;

FIG. 2 is a front elevational view thereof;

FIG. 3 is a rear elevational view thereof;

FIG. 4 is a left side elevational view thereof;

FIG. 5 is a right side elevational view thereof;

FIG. 6 is a top view thereof; and,

FIG. 7 is a bottom view thereof.

The broken lines are included for the purpose of illustrating unclaimed portions of the home medical instrument that form no part of the claimed design.

1 Claim, 7 Drawing Sheets





FIG 1




FIG 2

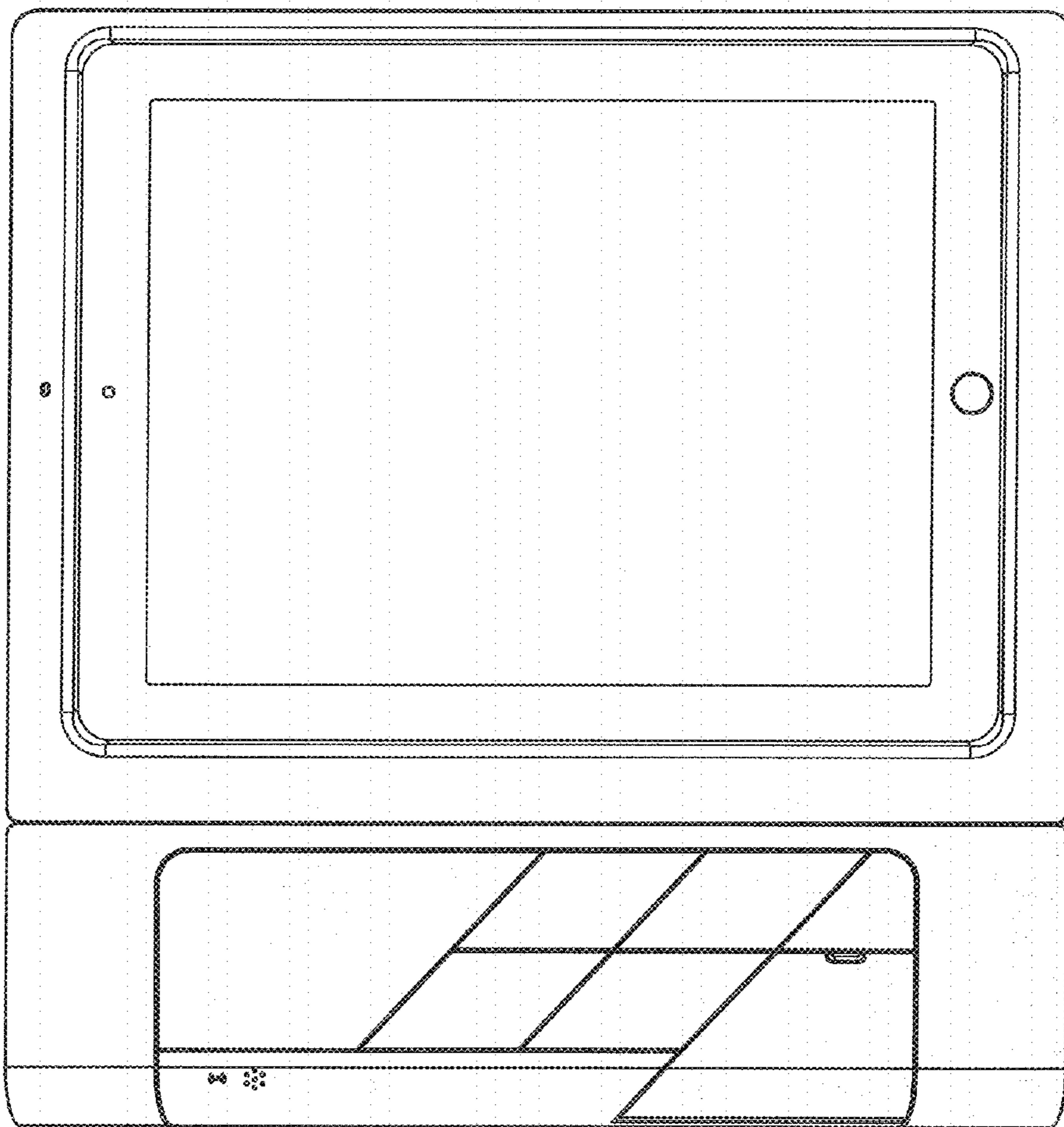


FIG 3




FIG 4

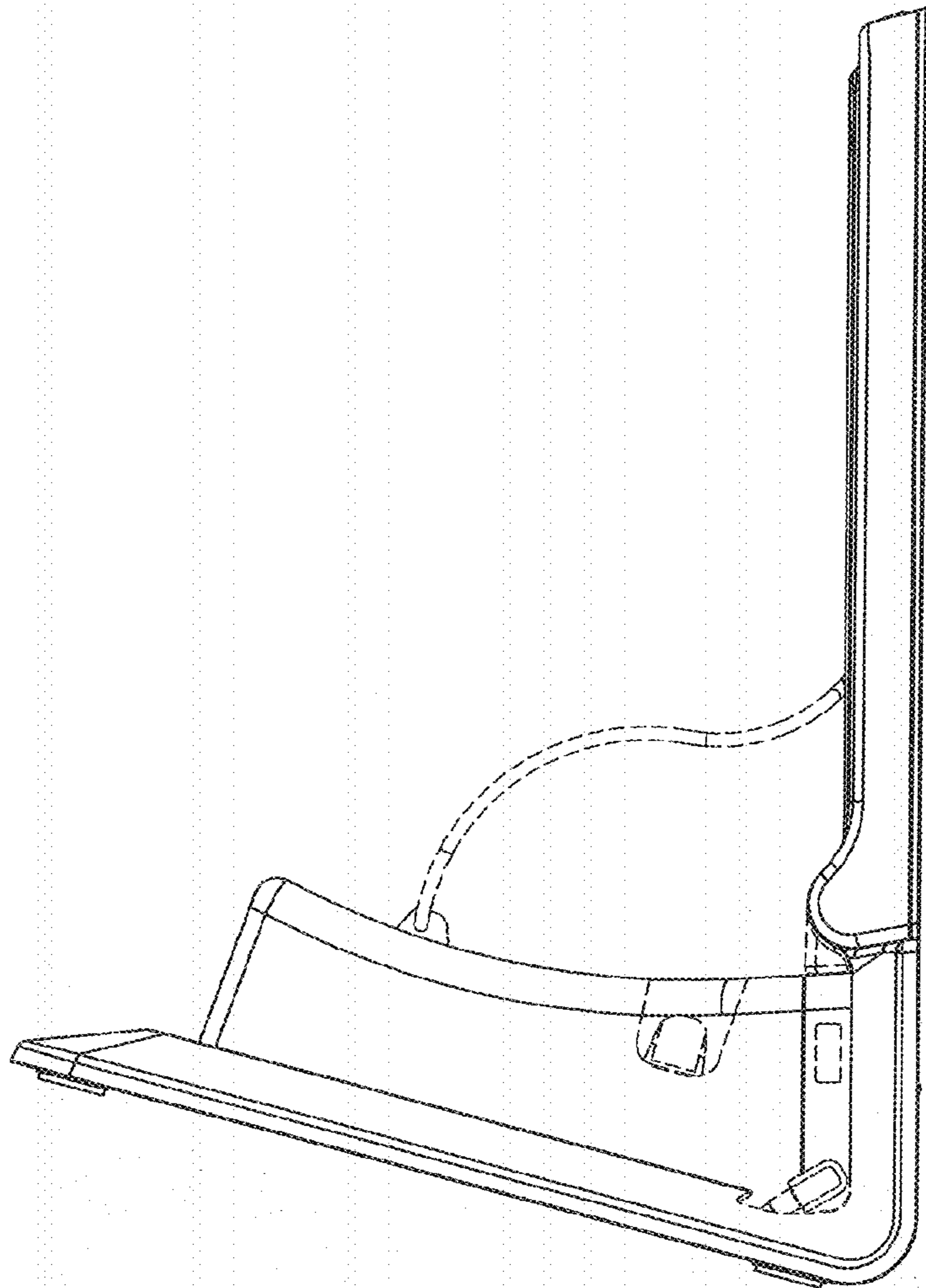


FIG 5

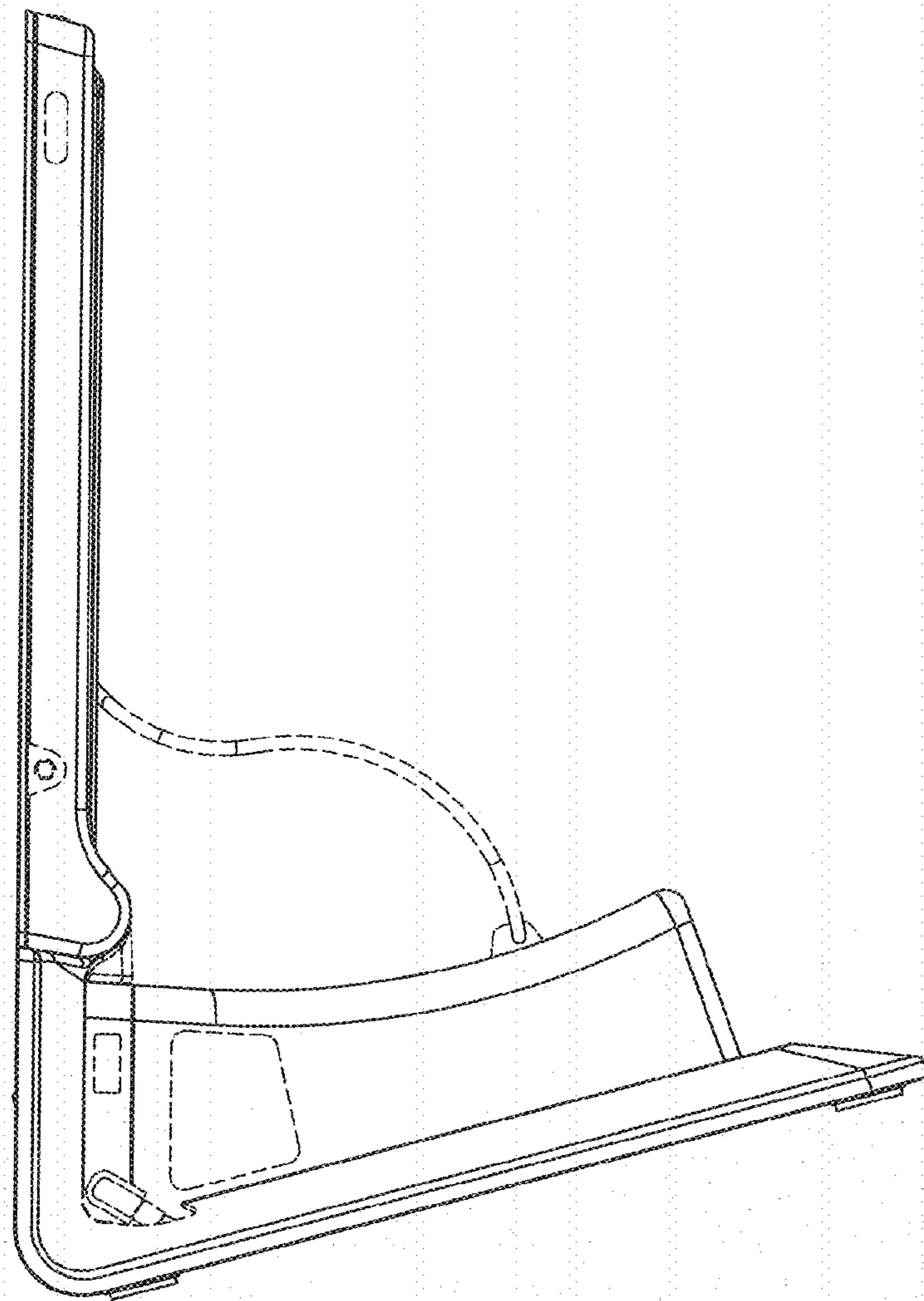


FIG 6

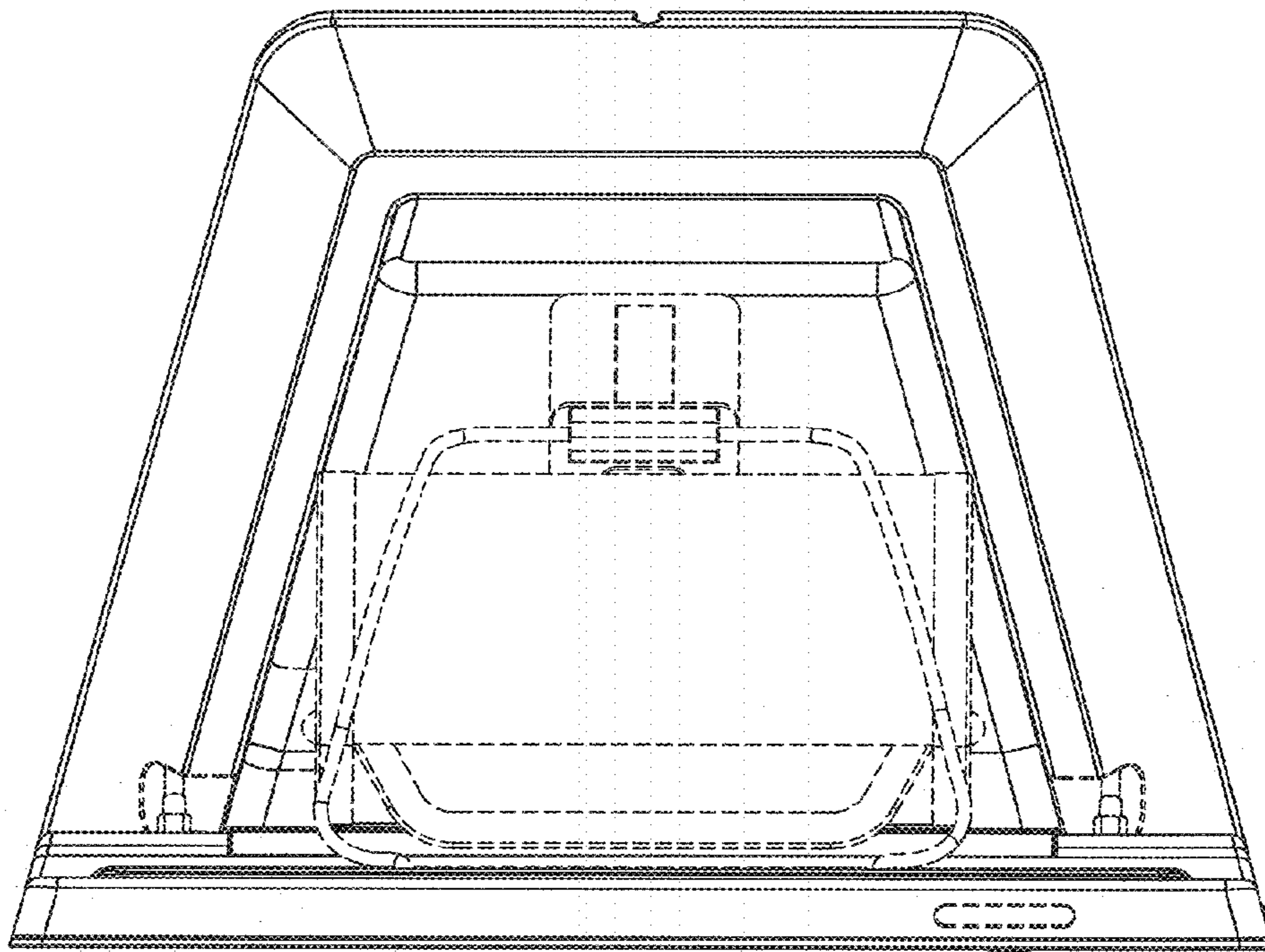


FIG 7

