



US00D762857S

(12) **United States Design Patent**  
**Ilic et al.**

(10) **Patent No.:** **US D762,857 S**  
(45) **Date of Patent:** **\*\* Aug. 2, 2016**

- (54) **HEARING PROSTHESIS SLEEVE**
- (71) Applicant: **Cochlear Limited**, Macquarie University (AU)
- (72) Inventors: **Slobodan Ilic**, Chatswood (AU); **Hans Yoo**, Ryde (AU); **Tadeusz Jurkiewicz**, Rozelle (AU); **David Harte**, Erskenville (AU)
- (73) Assignee: **Cochlear Limited**, Macquarie University (AU)

D457,635 S *	5/2002	Dittli .....	D24/174
D473,652 S	4/2003	Darley et al.	
D528,213 S	9/2006	Darley et al.	
D530,819 S	10/2006	Jurkiewicz et al.	
D562,459 S	2/2008	Jurkiewicz	
D636,879 S	4/2011	Dubs	
D679,817 S	4/2013	Pedersen	
8,437,860 B1 *	5/2013	Crawford .....	H04R 25/60 607/1
8,792,664 B2	7/2014	Bewley et al.	
2014/0107526 A1 *	4/2014	Thibaut .....	H04R 25/606 600/559
2014/0371815 A1 *	12/2014	Ridler .....	H04R 25/554 607/57

- (\*\*) Term: **14 Years**
- (21) Appl. No.: **29/513,160**
- (22) Filed: **Dec. 29, 2014**

\* cited by examiner

*Primary Examiner* — Anhdao Doan  
(74) *Attorney, Agent, or Firm* — McDonnell Boehnen Hulbert & Berghoff LLP

**Related U.S. Application Data**

- (62) Division of application No. 29/473,745, filed on Nov. 25, 2013, now Pat. No. Des. 723,171.
- (51) **LOC (10) Cl.** ..... **24-99**
- (52) **U.S. Cl.**  
USPC ..... **D24/174**
- (58) **Field of Classification Search**  
USPC ..... D24/173-175; D14/205, 223-226, 249; D3/203.1, 218, 300  
CPC .. H04R 2225/025; H04R 25/60; H04R 25/63; H04R 25/67; H04R 25/602; H04R 25/604; H04R 25/608; H04R 25/65; H04R 25/652  
See application file for complete search history.

(57) **CLAIM**

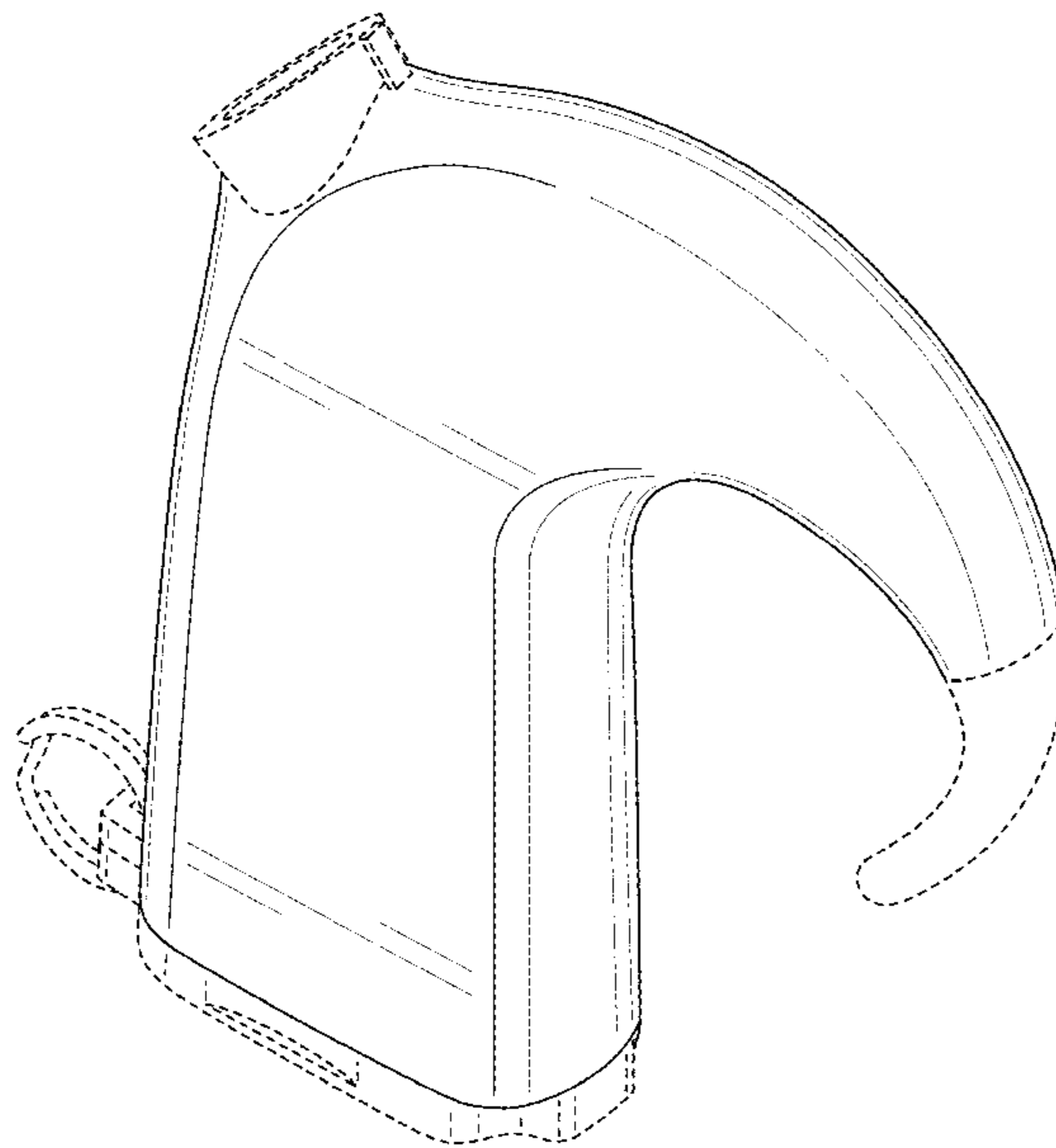
The ornamental design for a hearing prosthesis sleeve, as shown and described.

**DESCRIPTION**

FIG. 1 is a perspective view of a hearing prosthesis sleeve; FIG. 2 is a front view thereof; FIG. 3 is a rear view thereof; FIG. 4 is a right side view thereof, the left side view being a mirror image; FIG. 5 is a top view thereof; FIG. 6 is a bottom view thereof; and, FIG. 7 is a right side view thereof with a bottom plug in an open position.  
The broken lines shown in the drawing views are for the purpose of illustrating portions of the hearing prosthesis sleeve that form no part of the claimed design.

- (56) **References Cited**  
U.S. PATENT DOCUMENTS  
D333,560 S 3/1993 Miyashita et al.  
D419,677 S 1/2000 McKimm

**1 Claim, 5 Drawing Sheets**



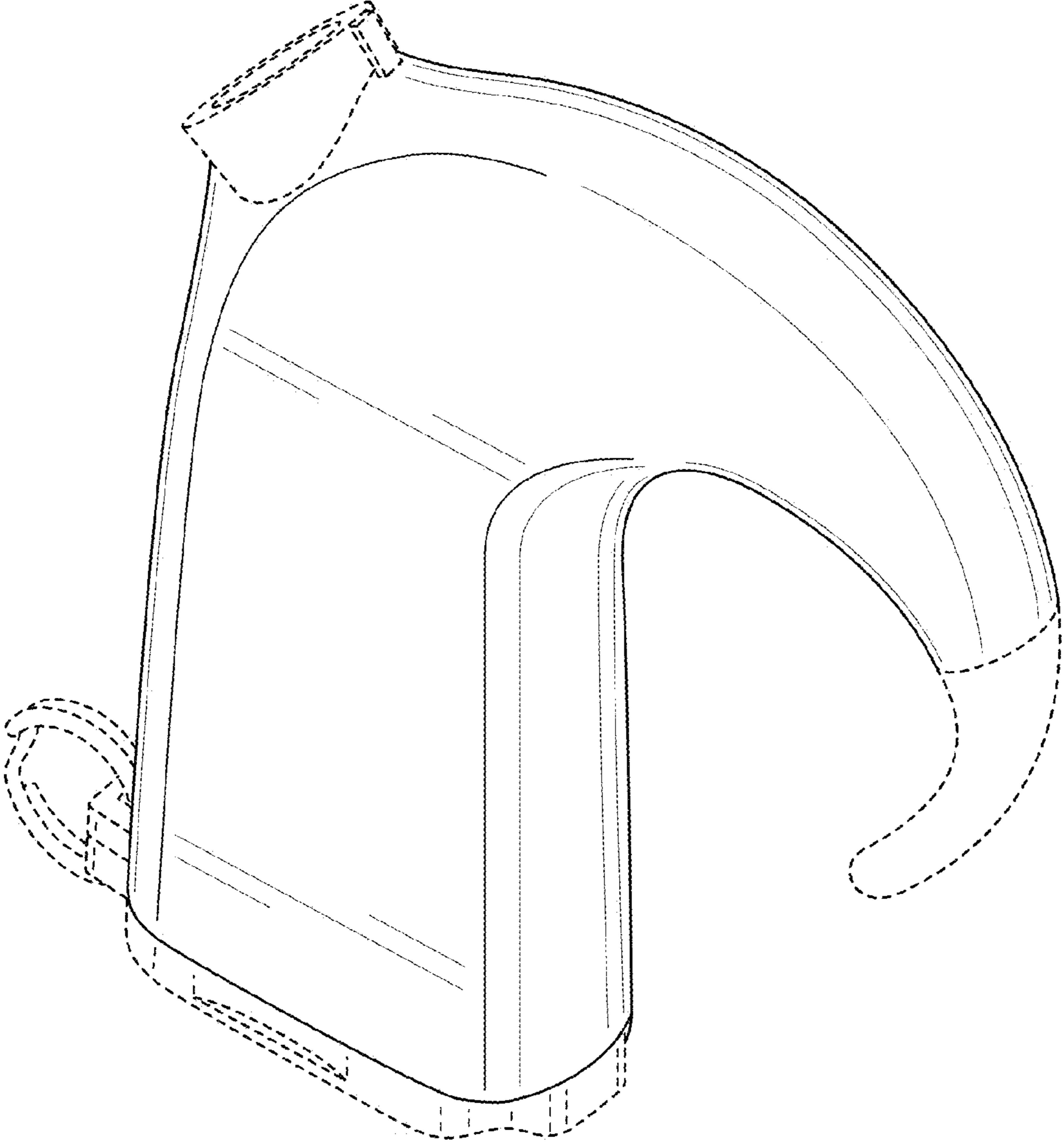


FIG. 1

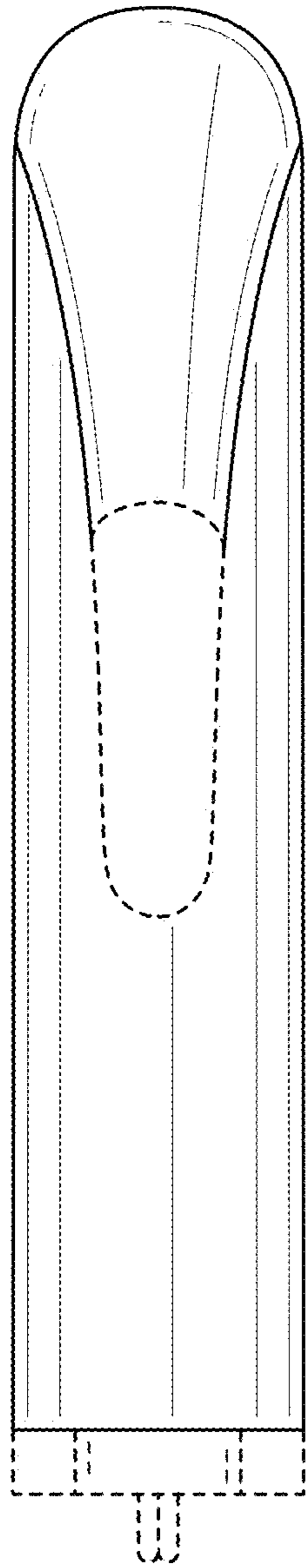


FIG. 2




FIG. 3

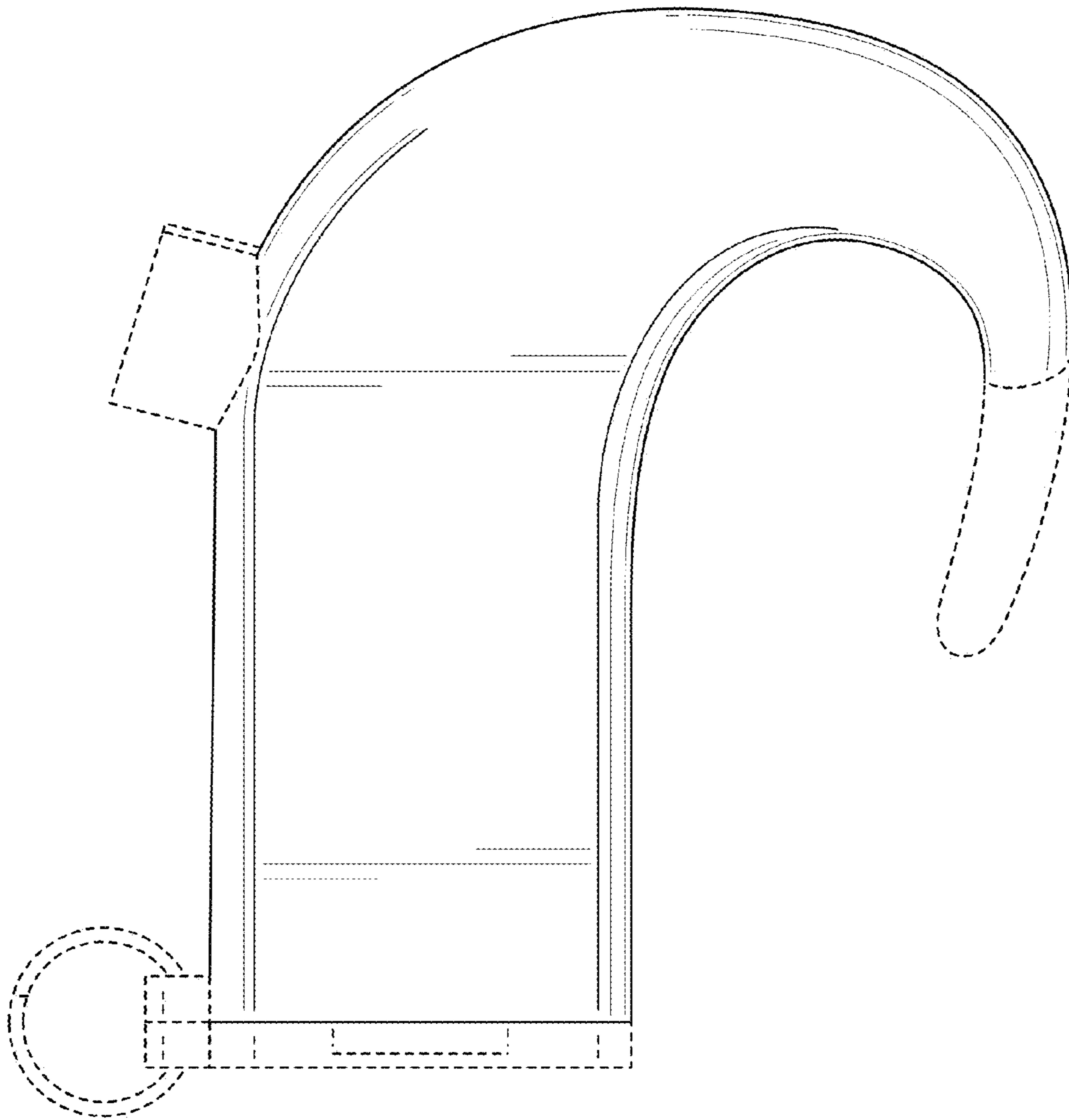


FIG. 4




FIG. 5

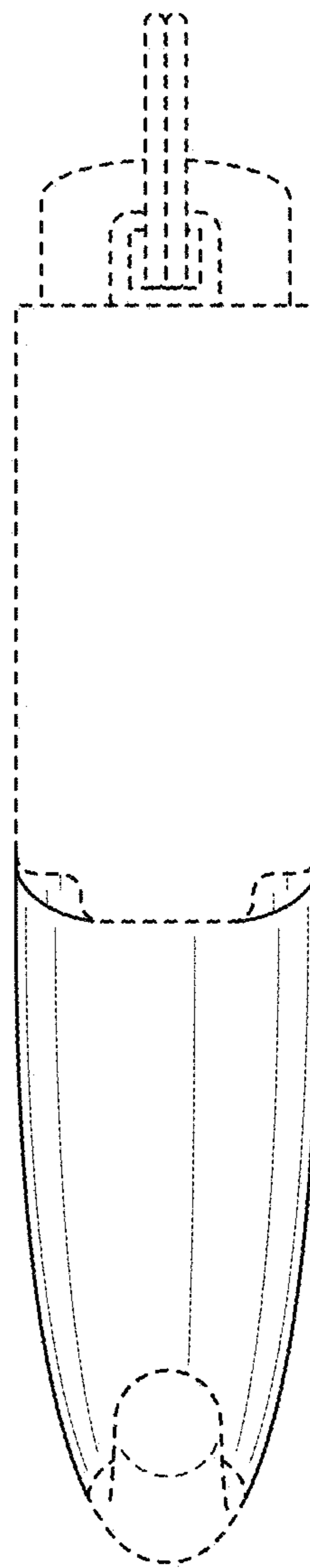


FIG. 6

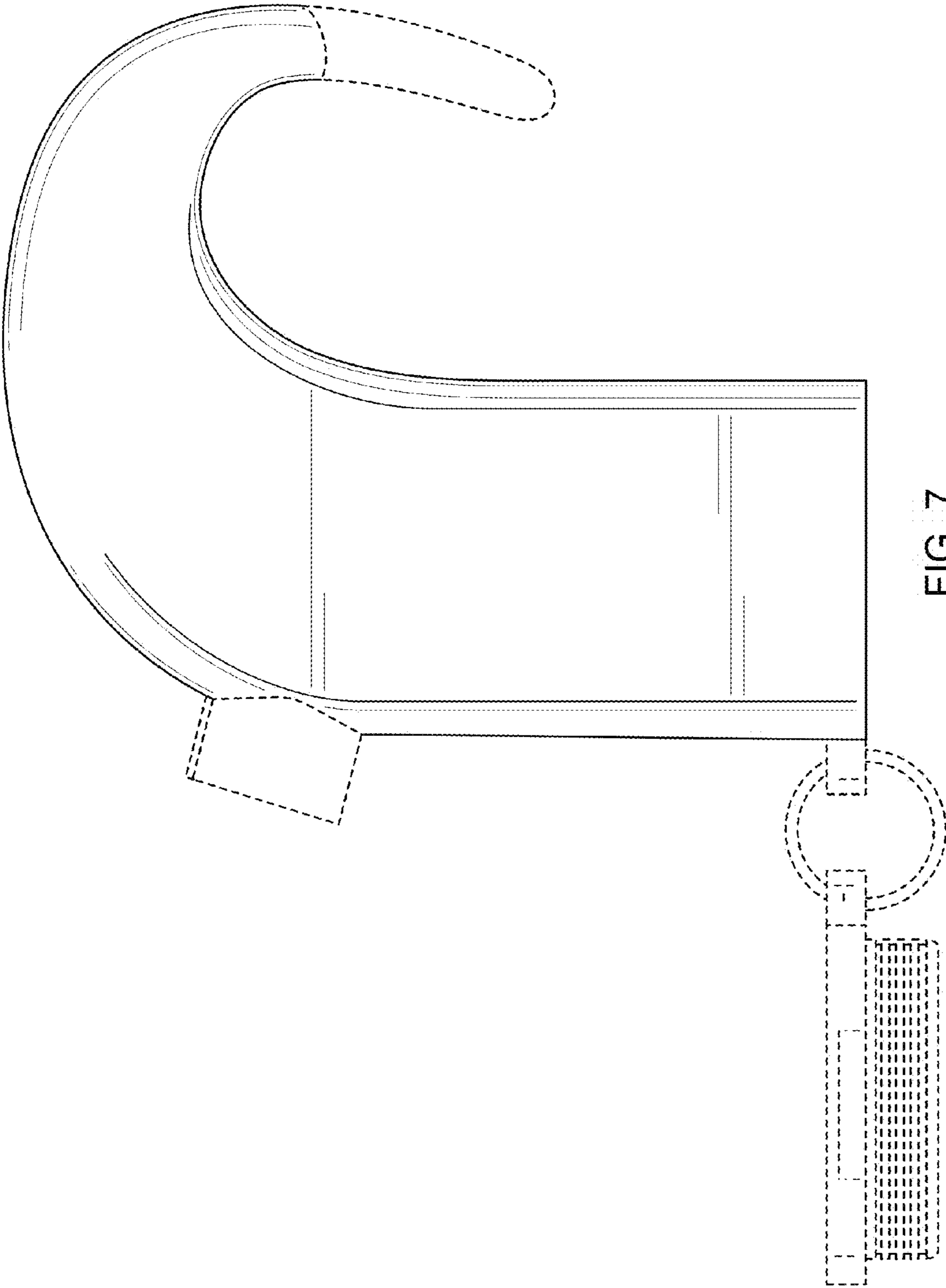


FIG. 7