

US00D762831S

(12) **United States Design Patent**
Park

(10) **Patent No.:** **US D762,831 S**

(45) **Date of Patent:** **** Aug. 2, 2016**

(54) **AIR CONDITIONER**

(71) Applicant: **Samsung Electronics Co., Ltd.**,
Suwon-si, Gyeonggi-do (KR)

(72) Inventor: **Jin Sook Park**, Uiwang-si (KR)

(73) Assignee: **SAMSUNG ELECTRONICS CO., LTD.** (KR)

(**) Term: **14 Years**

(21) Appl. No.: **29/509,712**

(22) Filed: **Nov. 20, 2014**

(30) **Foreign Application Priority Data**

May 22, 2014 (KR) 30-2014-0025354

(51) **LOC (10) Cl.** **23-04**

(52) **U.S. Cl.**
USPC **D23/351**

(58) **Field of Classification Search**
USPC D23/324-327, 332-334, 342-344,
D23/351-354, 370, 385, 388; 165/121;
454/284; 62/259.1, 298, 407
CPC F24F 13/08; F24F 13/15; F24F 13/1413;
F24F 1/00; F24F 1/27; F24F 2001/0048
See application file for complete search history.

(56) **References Cited**

U.S. PATENT DOCUMENTS

D310,711 S * 9/1990 Welch D23/325
D311,244 S * 10/1990 Allard D23/325
D558,866 S * 1/2008 Yamamoto D23/351
D700,306 S * 2/2014 Seki D23/351

D700,307 S * 2/2014 Seki D23/351
D720,062 S * 12/2014 Guojie D23/351
D720,445 S * 12/2014 Murai D23/351
D720,842 S * 1/2015 Chouji D23/351
D740,404 S * 10/2015 Li D23/351
D744,076 S * 11/2015 Xu D23/351
2012/0122389 A1 * 5/2012 Kishimoto F24F 1/0007
454/284
2015/0300678 A1 * 10/2015 Niimura F24F 13/20
454/284

OTHER PUBLICATIONS

Kinja-img [online]. Retrieved on Mar. 23, 2016 http://i.kinja-img.com/gawker-media/image/upload/s--nv5IVkrA--/c_fit,fl_progressive,q_80,w_636/18mbayic8cen0jpg.jpg.*

* cited by examiner

Primary Examiner — Susan Bennett Hattan

Assistant Examiner — Keith Wilson

(74) *Attorney, Agent, or Firm* — Cantor Colburn LLP

(57) **CLAIM**

The ornamental design for air conditioner, as shown and described.

DESCRIPTION

FIG. 1 is the front perspective view of air conditioner showing my new design;
FIG. 2 is the front view thereof;
FIG. 3 is the rear view thereof;
FIG. 4 is the side view thereof;
FIG. 5 is the another side view thereof;
FIG. 6 is the top plan view thereof; and,
FIG. 7 is the bottom plan view thereof.

1 Claim, 7 Drawing Sheets


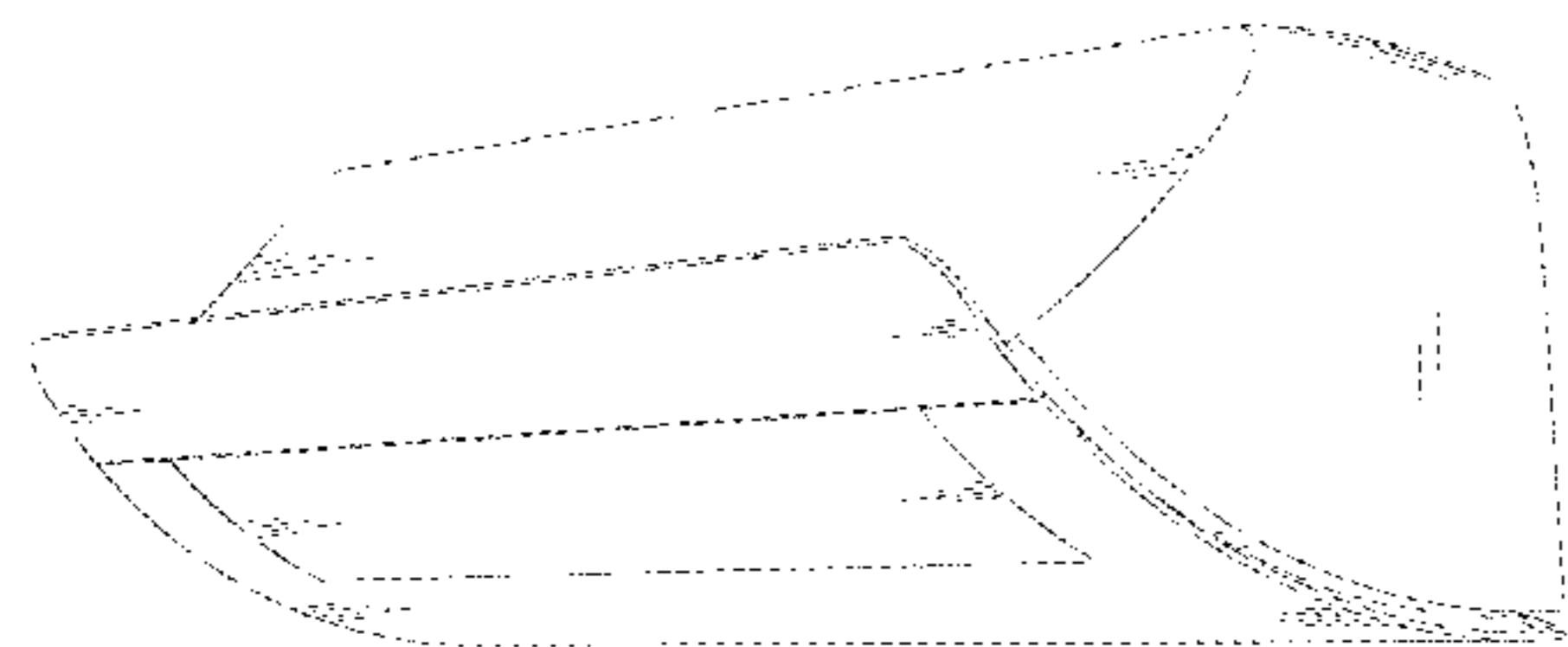


Fig. 1

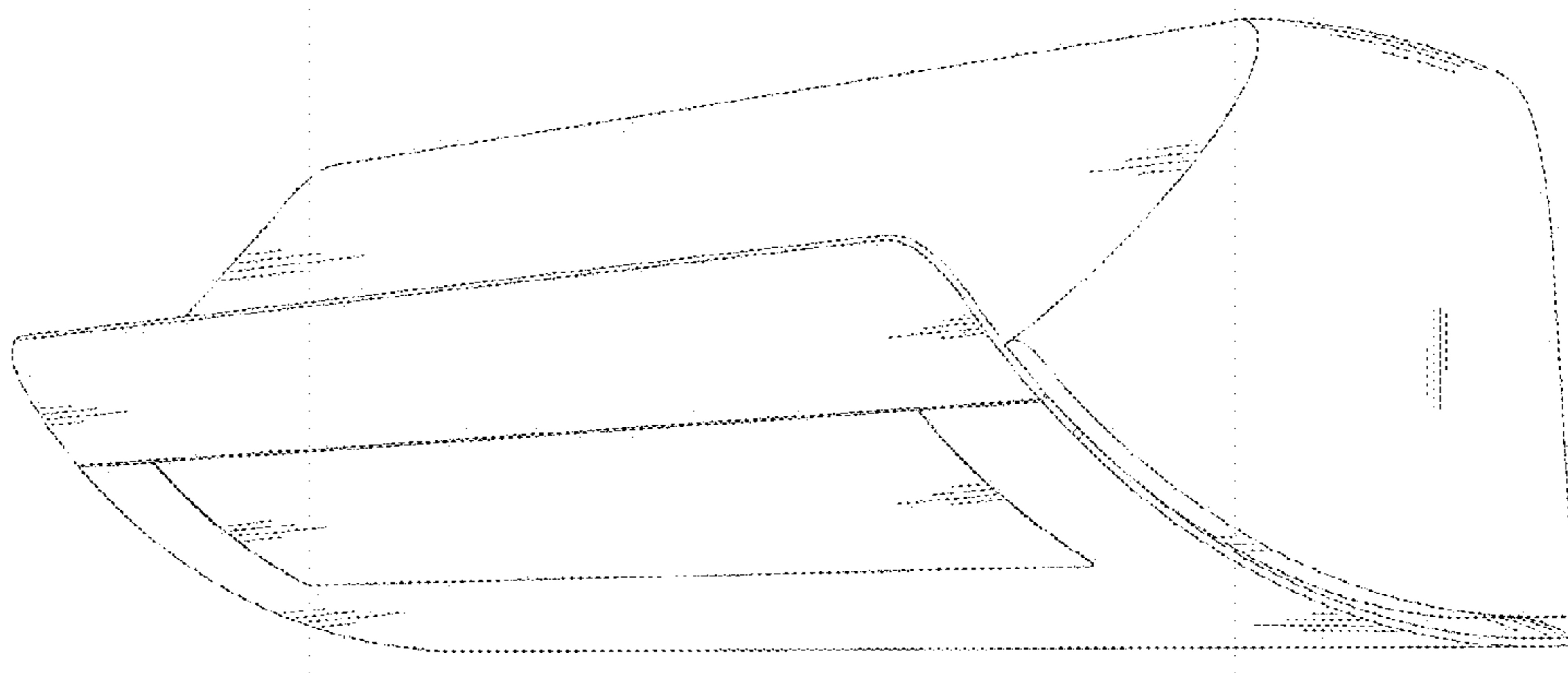


Fig. 2




Fig. 3




Fig. 4

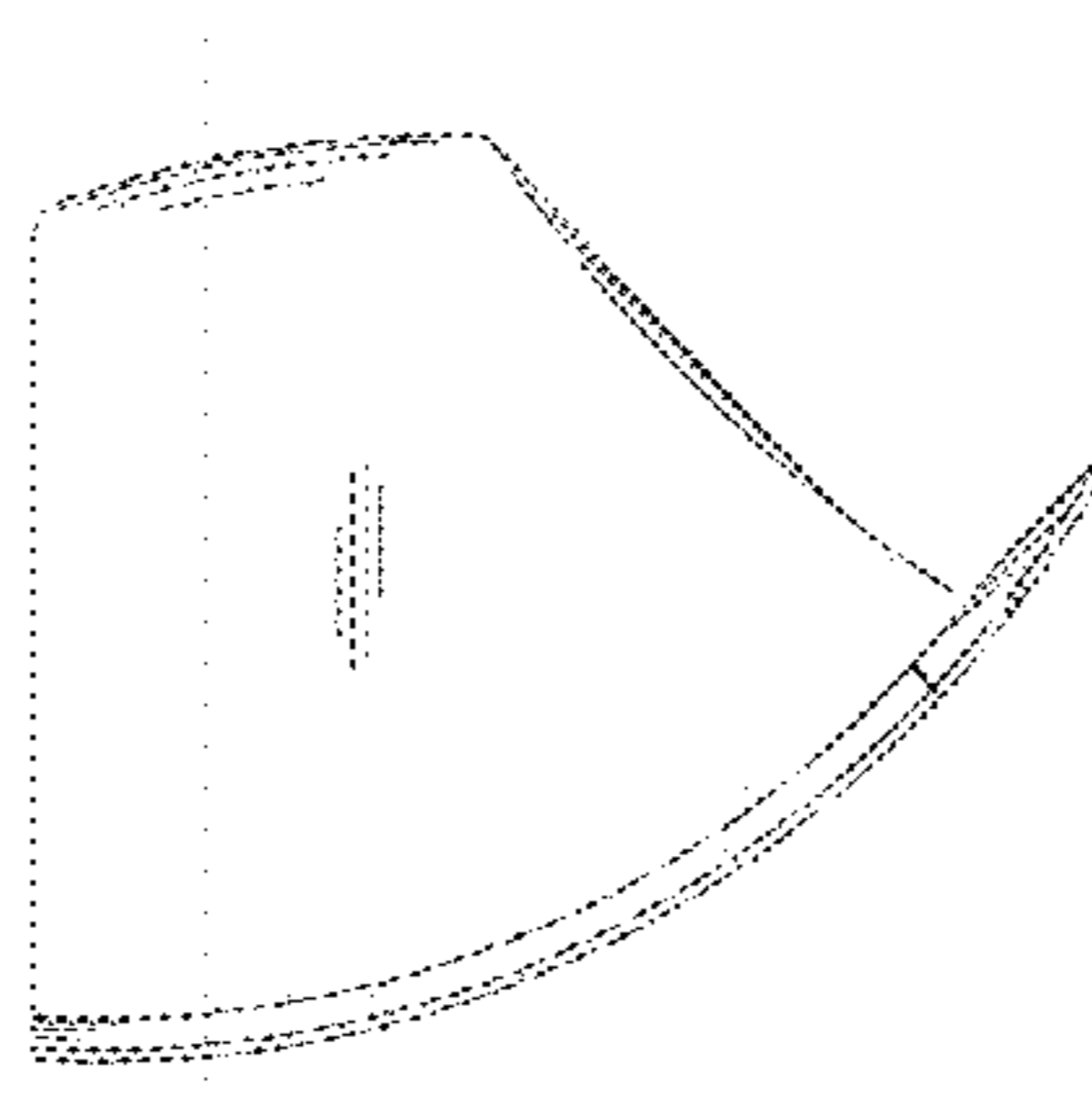


Fig. 5

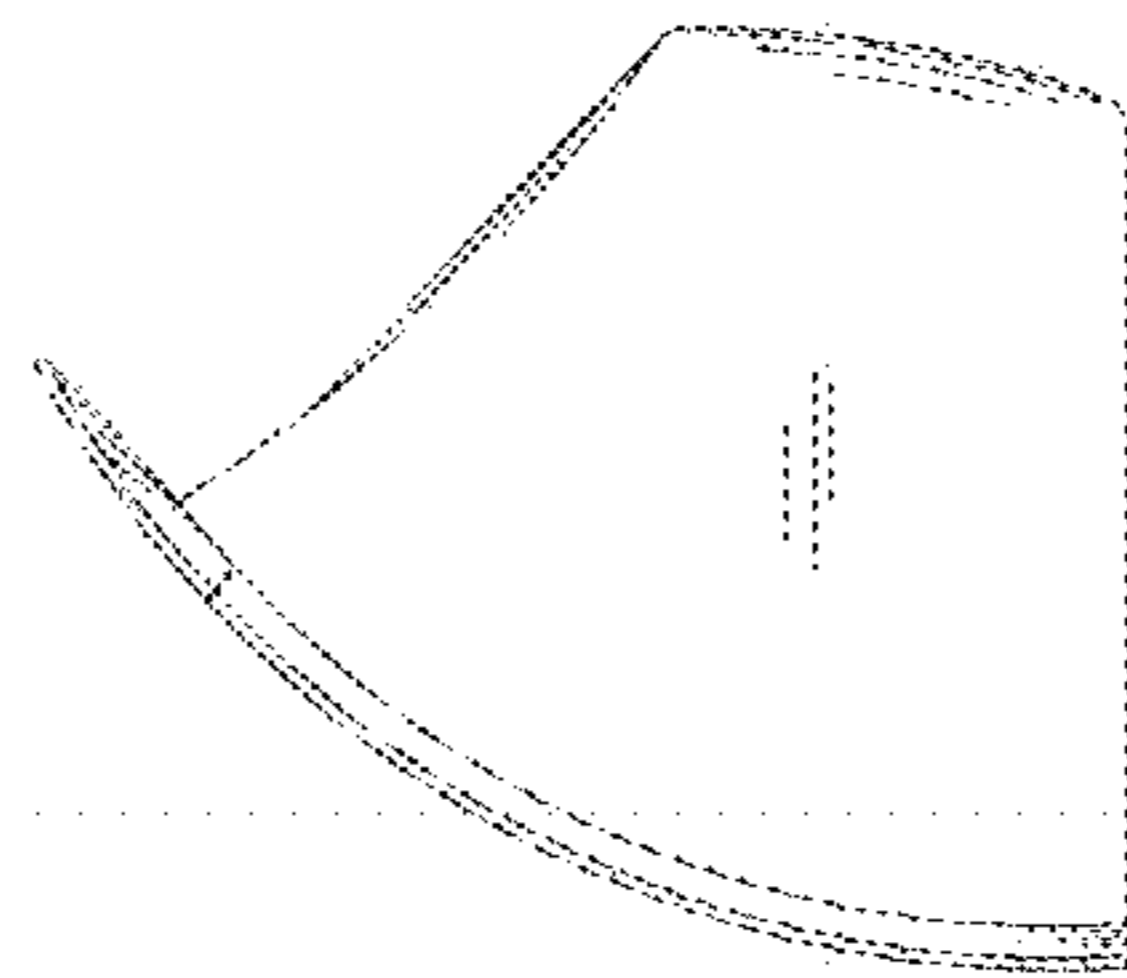


Fig. 6



Fig. 7

