

US00D762828S

(12) **United States Design Patent**
Nolen

(10) **Patent No.:** **US D762,828 S**

(45) **Date of Patent:** **** Aug. 2, 2016**

(54) **SINK AND FAUCET COVER**

9,080,322 B1 * 7/2015 Rodrigues E03C 1/186

(71) Applicant: **Johnnie Nolen**, Elk Grove, CA (US)

* cited by examiner

(72) Inventor: **Johnnie Nolen**, Elk Grove, CA (US)

Primary Examiner — Robert Delehanty

(**) Term: **15 Years**

(74) *Attorney, Agent, or Firm* — RG Patent Consulting, LLC; Rachel Gilboy

(21) Appl. No.: **29/541,099**

(57) **CLAIM**

(22) Filed: **Sep. 30, 2015**

The ornamental design for the sink and faucet cover, as described and shown.

(51) **LOC (10) Cl.** **23-02**

(52) **U.S. Cl.**
USPC **D23/308**

(58) **Field of Classification Search**
USPC D23/284, 303, 308; D32/55
CPC A47J 47/20; E03C 1/186; A47K 1/06
See application file for complete search history.

DESCRIPTION

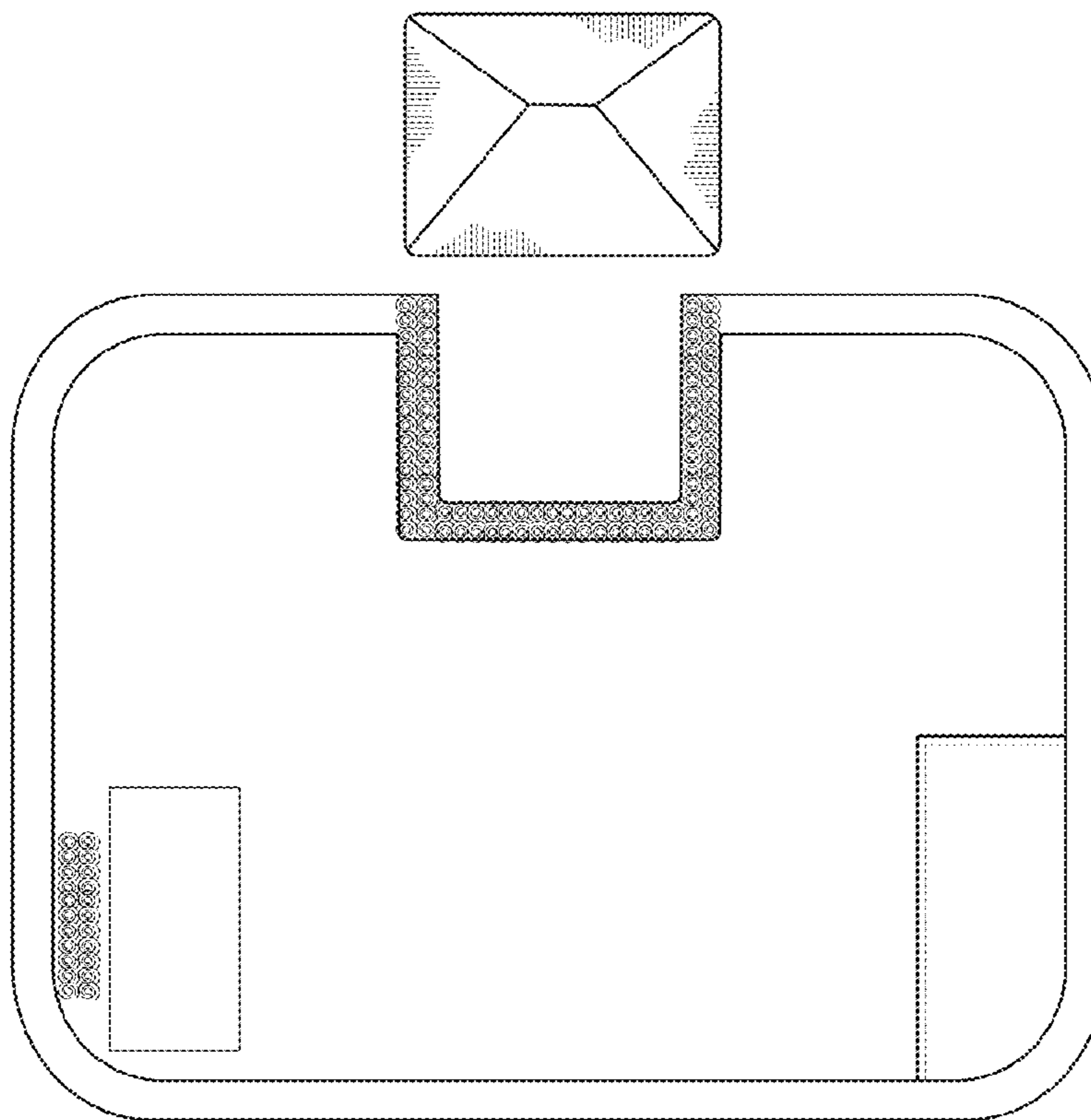
FIG. 1 is a front side elevation of the sink and faucet cover
FIG. 2 is a rear side elevation of the sink and faucet cover
FIG. 3 is a left side elevation of the sink and faucet cover
FIG. 4 is a right side elevation of the sink and faucet cover
FIG. 5 is a top plan view of the sink and faucet cover; and,
FIG. 6 is a bottom plan view of the sink and faucet cover.
Broken lines are included for the purpose of illustrating portions of the sink and faucet cover and form no part of the claimed design.

(56) **References Cited**

U.S. PATENT DOCUMENTS

- 2,817,851 A * 12/1957 Barnwell A47K 1/06
4/655
- 6,371,470 B1 * 4/2002 Ward A47J 47/20
269/13

1 Claim, 6 Drawing Sheets



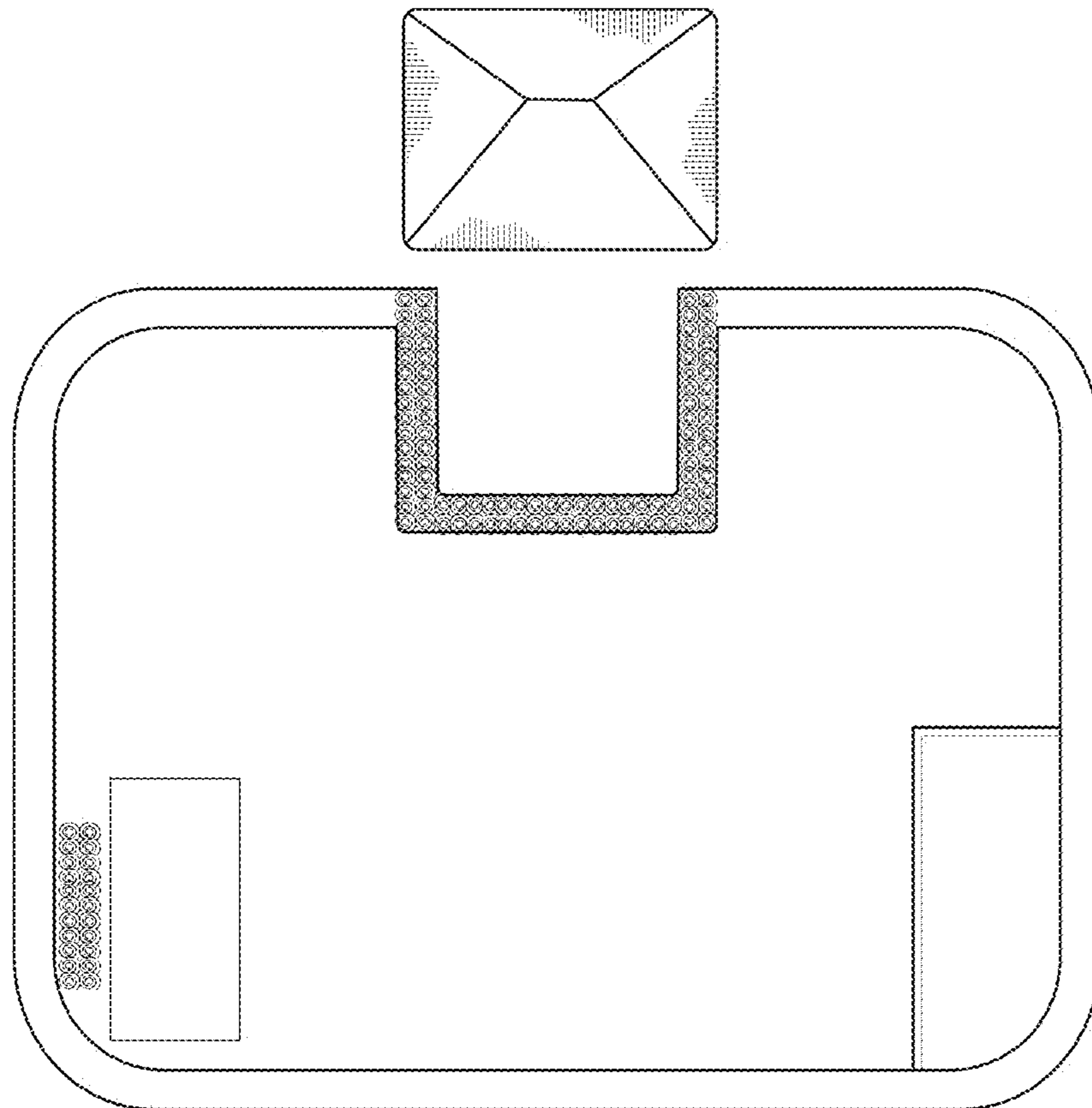


FIG. 1

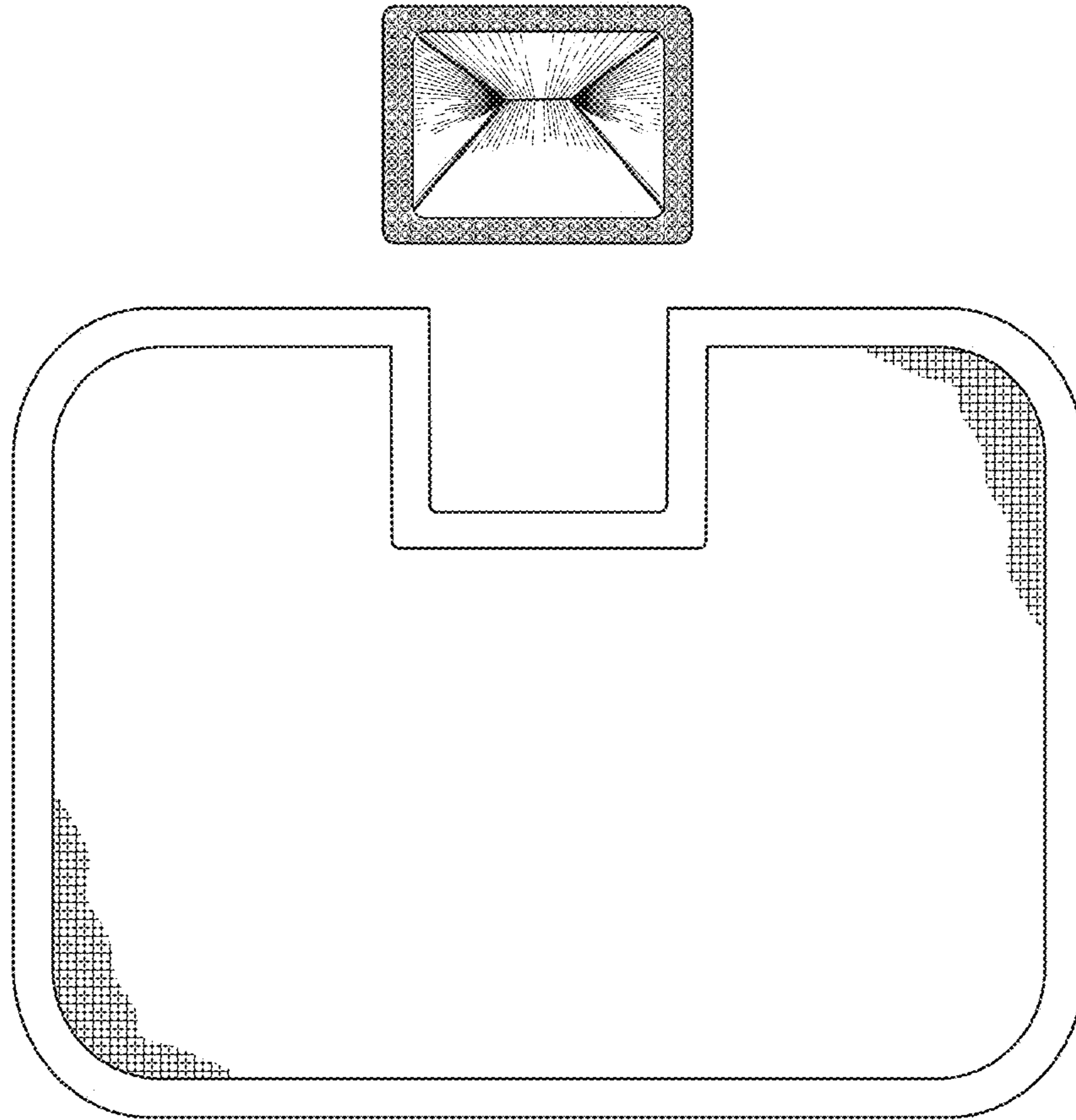


FIG. 2




FIG. 3




FIG. 4

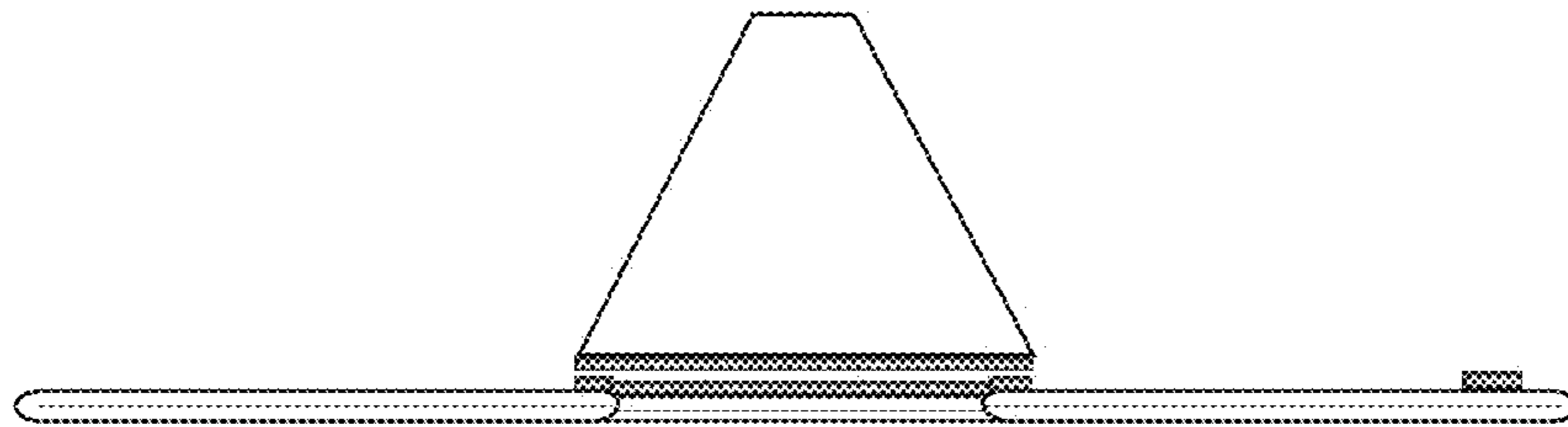


FIG. 5

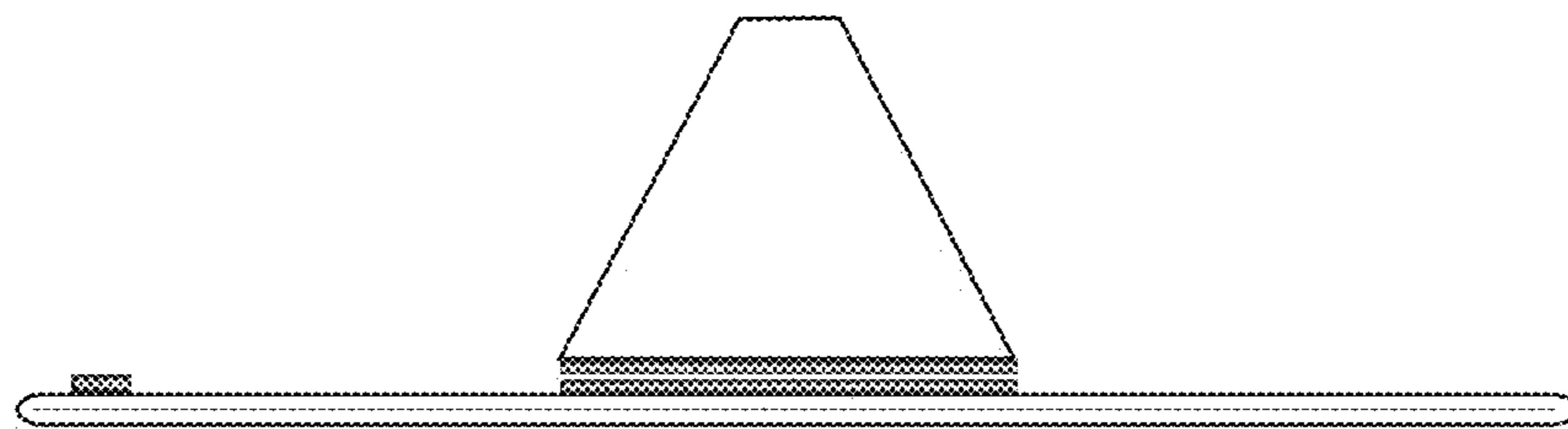


FIG. 6