

US00D762812S

(12) **United States Design Patent**
Branscomb et al.

(10) **Patent No.:** **US D762,812 S**
(45) **Date of Patent:** **** Aug. 2, 2016**

- (54) **FILTER CARTRIDGE**
- (71) Applicants: **3M INNOVATIVE PROPERTIES COMPANY**, St. Paul, MN (US);
ELECTROLUX HOME PRODUCTS,
Charlotte, NC (US)
- (72) Inventors: **Matt R. Branscomb**, Lakeville, MN (US); **Jeffrey M. Maki**, Inver Grove Heights, MN (US); **Jeremy A. Schmoll**, Pine Island, MN (US); **Jon P. Kragness**, Farmington, MN (US); **Brent Aaron Curtis**, Terrell, NC (US); **Thomas McCollough**, Anderson, SC (US); **Benjamin Paul Shrader**, Charlotte, NC (US); **Nathan Cho**, Cornelius, NC (US)
- (73) Assignees: **3M Innovative Properties Company**, St. Paul, MN (US); **Electrolux Home Products**, Charlotte, NC (US)

4,871,455 A * 10/1989 Terhune B01D 29/15
210/232
D472,299 S * 3/2003 Fritze D23/209
7,000,782 B2 * 2/2006 Walton B01D 29/15
210/232
D546,412 S * 7/2007 Kennedy D23/209
D547,821 S * 7/2007 Kennedy D23/207
D547,822 S * 7/2007 Kennedy D23/207
D547,823 S * 7/2007 Kennedy D23/207
7,481,928 B2 1/2009 Fritze
7,799,220 B2 9/2010 Fritze
8,177,976 B2 * 5/2012 Formica B01D 29/21
184/6.24
8,182,699 B2 5/2012 Fritze
8,354,024 B2 * 1/2013 Ihle 210/238
8,899,550 B2 * 12/2014 Tiberghien F16L 31/00
137/614.04
8,916,044 B2 * 12/2014 Rapin B01D 35/153
210/232
9,067,154 B1 * 6/2015 Branscomb B01D 35/306
D750,739 S * 3/2016 Baird D23/209

(**) Term: **15 Years**

(21) Appl. No.: **29/527,411**

(22) Filed: **May 19, 2015**

(51) **LOC (10) Cl.** **23-01**

(52) **U.S. Cl.**
USPC **D23/209**

(58) **Field of Classification Search**
USPC D23/207, 209; D7/400; 210/232, 282,
210/244, 238, 493.2; 285/360, 361
CPC C02F 1/003; B01D 35/30; B01D 35/153;
B01D 35/157
See application file for complete search history.

(56) **References Cited**

U.S. PATENT DOCUMENTS

2,165,163 A * 7/1939 Waters F16L 37/113
285/361
2,170,010 A * 8/1939 Conner B21D 51/38
222/400.7

OTHER PUBLICATIONS

Branscomb, Design U.S. Appl. No. 29/527,417, entitled "Filter Cartridge", filed May 19, 2015.

* cited by examiner

Primary Examiner — Robin V Webster

(74) *Attorney, Agent, or Firm* — Scott A. Baum

(57) **CLAIM**


The ornamental design for a filter cartridge, as shown and described.

DESCRIPTION

FIG. 1 is a perspective view of the new design for a filter cartridge;
FIG. 2 is a front view thereof;
FIG. 3 is a side view thereof;
FIG. 4 is a top view thereof; and,
FIG. 5 is a bottom view thereof.

The broken lines in the Figures form no part of the claimed design.

1 Claim, 2 Drawing Sheets



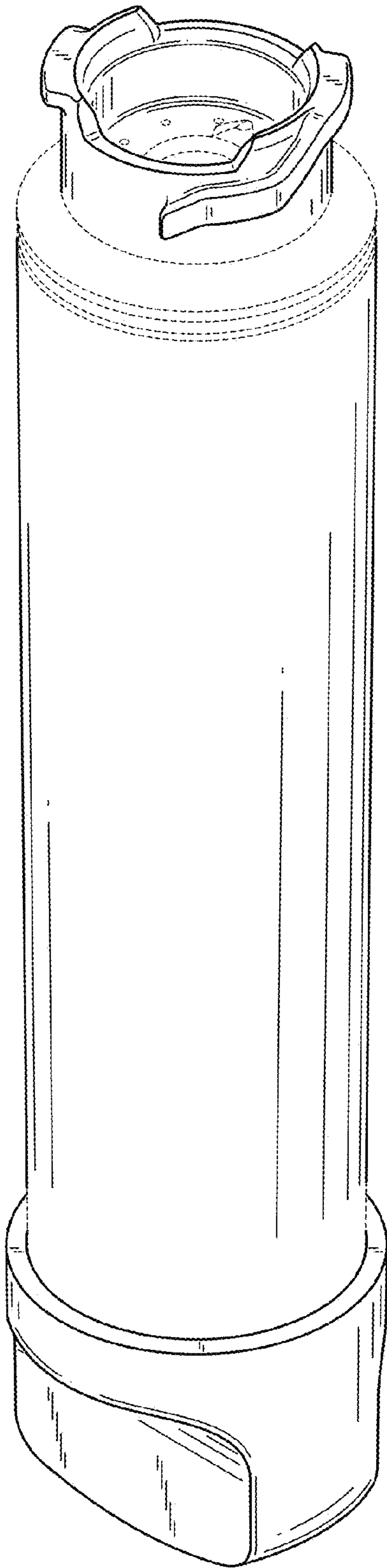


FIG. 1

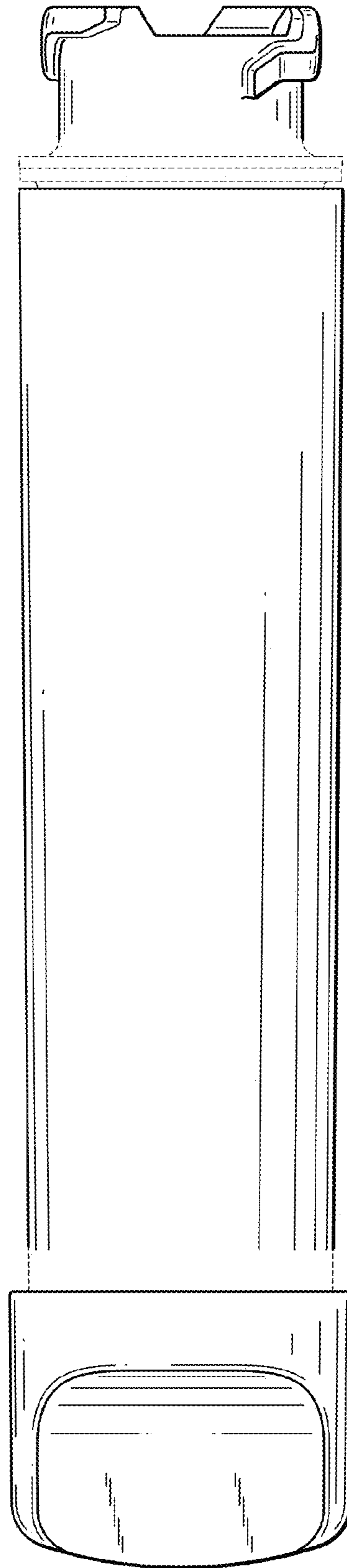


FIG. 2

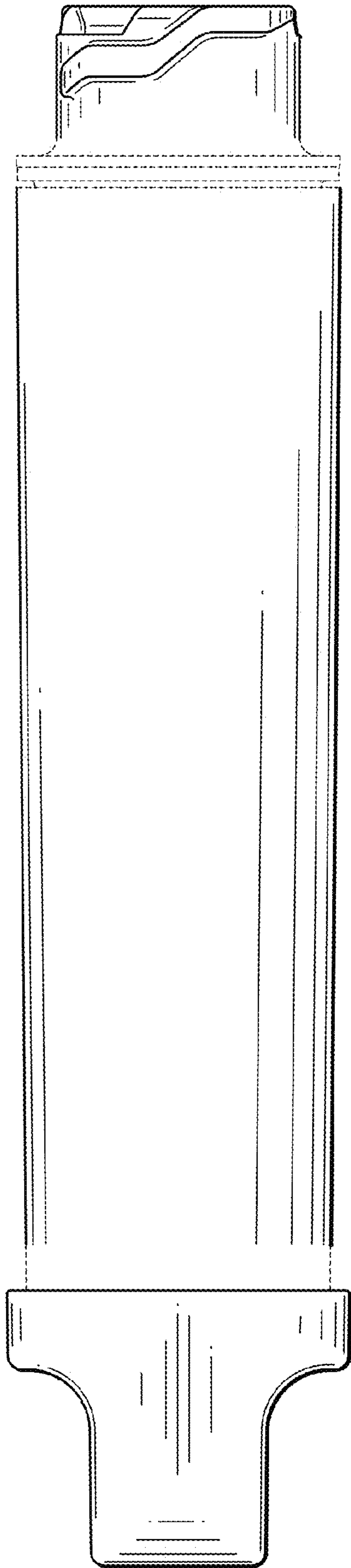


FIG. 3

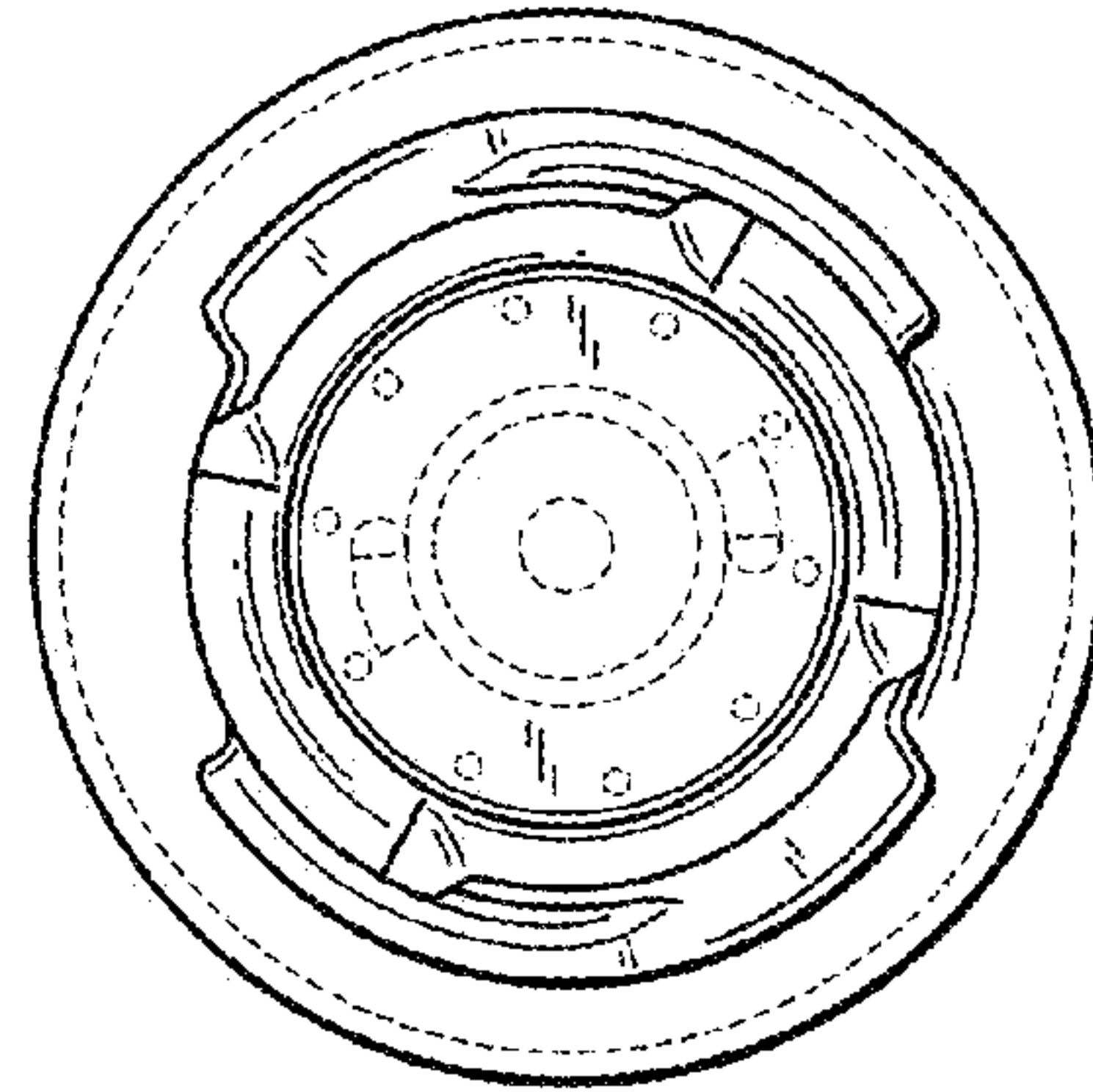


FIG. 4

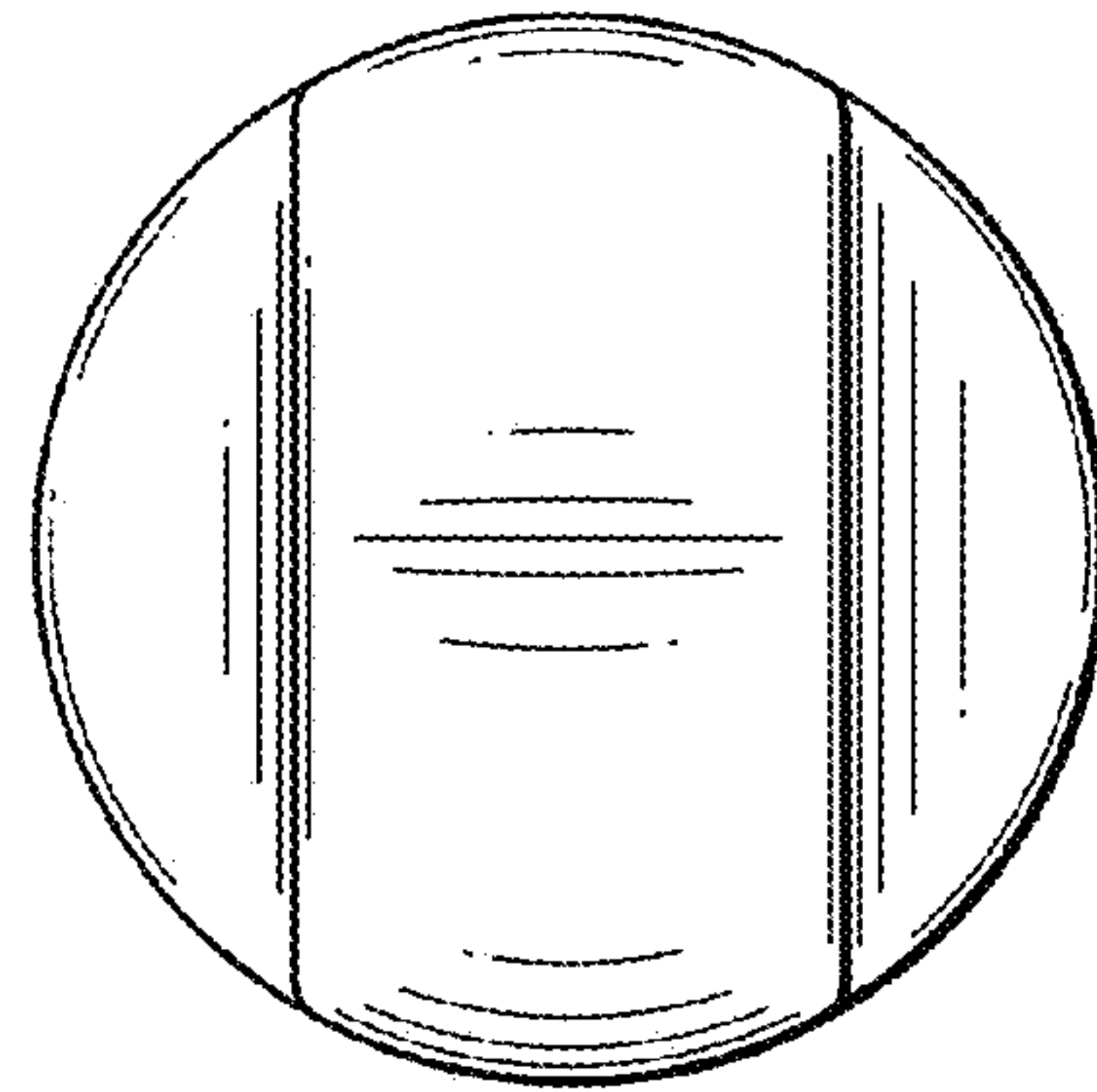


FIG. 5