



US00D762810S

(12) **United States Design Patent**  
**Venini**

(10) **Patent No.:** **US D762,810 S**

(45) **Date of Patent:** **\*\* Aug. 2, 2016**

(54) **FLUSHING SYSTEM FOR WATER CLOSETS**

(71) Applicant: **RE.LE.VI. S.P.A.**, Rodigo (Mantova)  
(IT)

(72) Inventor: **Roberto Venini**, Milan (IT)

(73) Assignee: **RE.LE.VI. S.P.A.**, Rodigo (Mantova)  
(IT)

(\*\*) Term: **15 Years**

(21) Appl. No.: **29/527,648**

(22) Filed: **May 20, 2015**

(30) **Foreign Application Priority Data**

Dec. 1, 2014 (EM) ..... 002588319

(51) **LOC (10) Cl.** ..... **23-01**

(52) **U.S. Cl.**  
USPC ..... **D23/208**

(58) **Field of Classification Search**  
USPC ..... D23/207, 208, 209; 4/223, 225.1,  
4/227.1, 231  
CPC ..... E03D 9/032; E03D 9/037; E03D 9/038  
See application file for complete search history.

(56) **References Cited**

**U.S. PATENT DOCUMENTS**

D537,914 S \* 3/2007 King ..... D23/208

D655,778 S \* 3/2012 Muhlhausen ..... D23/208  
D656,576 S \* 3/2012 Muhlhausen ..... D23/208  
8,181,282 B2 \* 5/2012 Butter-Jentsch ..... E03D 9/032  
4/222  
D679,778 S \* 4/2013 Gerhards ..... D23/208  
D689,167 S \* 9/2013 Gerhards ..... D23/208  
D720,427 S \* 12/2014 Wang ..... D23/208

\* cited by examiner

*Primary Examiner* — Robin V Webster

(74) *Attorney, Agent, or Firm* — Volpe and Koenig, P.C.

(57) **CLAIM**

The ornamental design for flushing system for water closets,  
as shown and described.

**DESCRIPTION**

FIG. 1 is a perspective view of the flushing system for water closets according to my design;  
FIG. 2 is a front elevational view thereof;  
FIG. 3 is a left side view thereof;  
FIG. 4 is a right side view thereof;  
FIG. 5 is a rear elevational view thereof;  
FIG. 6 is a top plan view thereof; and,  
FIG. 7 is a bottom view thereof.

**1 Claim, 6 Drawing Sheets**






Fig. 1




Fig. 2




Fig. 3




Fig. 4




Fig. 5




Fig. 6




Fig. 7