

US00D762799S

(12) **United States Design Patent**
Polete

(10) **Patent No.:** **US D762,799 S**

(45) **Date of Patent:** **** Aug. 2, 2016**

- (54) **MAGNETIC BALL MARKER**
- (71) Applicant: **Nathan Polete**, Fleming Island, FL (US)
- (72) Inventor: **Nathan Polete**, Fleming Island, FL (US)
- (**) Term: **14 Years**
- (21) Appl. No.: **29/523,518**
- (22) Filed: **Apr. 10, 2015**
- (51) **LOC (10) Cl.** **21-02**
- (52) **U.S. Cl.**
USPC **D21/794**
- (58) **Field of Classification Search**
USPC D21/789, 793-794
CPC A63B 57/353; A63B 57/207
See application file for complete search history.

D603,925	S	*	11/2009	Hafdal	D21/793
7,658,682	B2		2/2010	Holum et al.		
D624,142	S	*	9/2010	Weber	D21/794
D624,143	S	*	9/2010	Weber	D21/794
D662,165	S	*	6/2012	Kragerud	D21/794
8,313,393	B1		11/2012	Toxen		
D689,973	S	*	9/2013	Smith	D21/794
D701,278	S	*	3/2014	Hoffmann	D21/793
D704,291	S	*	5/2014	Snyder	D21/794
D710,473	S	*	8/2014	Kragerud	D21/794
D721,152	S	*	1/2015	Kokoska	D21/794
D741,972	S	*	10/2015	McDevitt	D21/794

* cited by examiner

Primary Examiner — Mitchell Siegel

(57) **CLAIM**


The ornamental design for a magnetic ball marker, as shown and described.

DESCRIPTION

FIG. 1 is a front view of a magnetic ball marker showing my new design;
 FIG. 2 is a rear view of the magnetic ball marker;
 FIG. 3 is a left side view of the magnetic ball marker, a top view, a bottom view, and a right side view each being identical thereto; and,
 FIG. 4 is a top front side perspective view of the magnetic ball marker.
 For clarity, the body of the marker is symmetrical and the back face of the marker is planar.

1 Claim, 4 Drawing Sheets

- (56) **References Cited**
U.S. PATENT DOCUMENTS
- 2,700,547 A 1/1955 Kraeling, Jr.
- 2,979,335 A 4/1961 Pruitt
- 4,017,082 A 4/1977 Channing et al.
- 5,417,426 A 5/1995 Bayer
- D405,858 S 2/1999 Wolff
- D446,837 S * 8/2001 Tate D21/794
- 6,578,746 B1 6/2003 Greves
- D480,444 S * 10/2003 Marchessault D21/794
- D540,902 S * 4/2007 Regalado D21/794
- 7,226,370 B1 6/2007 Cope






FIG. 1




FIG. 2

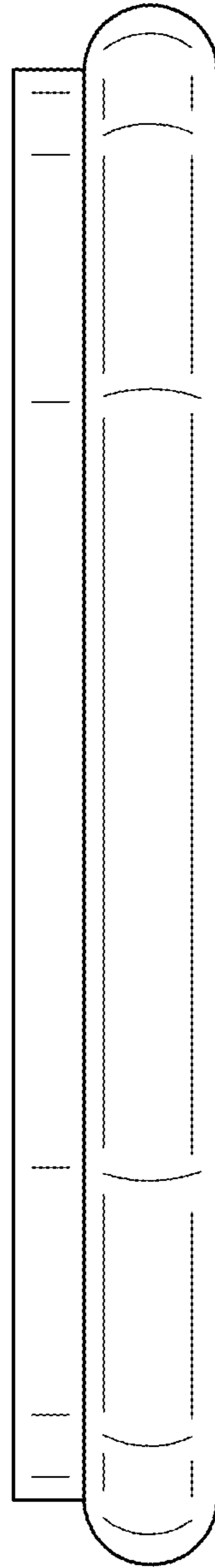


FIG. 3

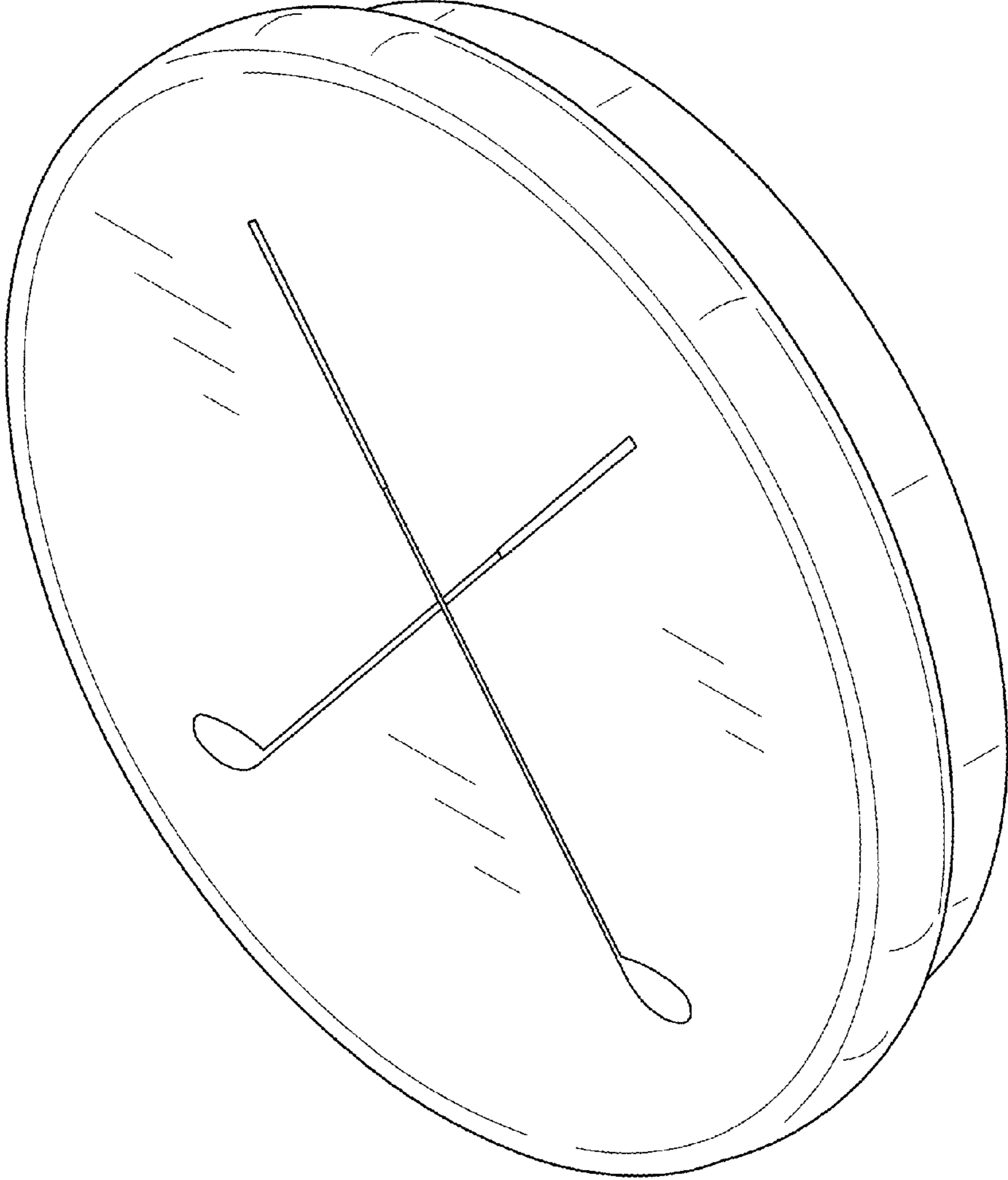


FIG. 4