

US00D762778S

(12) **United States Design Patent**  
**Knesek**

(10) **Patent No.:** **US D762,778 S**

(45) **Date of Patent:** **\*\* Aug. 2, 2016**

(54) **WALL MOUNTABLE ARCADE CABINET**

(71) Applicant: **By The Job, Inc.**, McKinney, TX (US)

(72) Inventor: **James Knesek**, McKinney, TX (US)

(73) Assignee: **By the Job, Inc.**, McKinney, TX (US)

(\*\*) Term: **15 Years**

(21) Appl. No.: **29/536,284**

(22) Filed: **Aug. 14, 2015**

(51) **LOC (10) Cl.** ..... **21-01**

(52) **U.S. Cl.**

USPC ..... **D21/325**; D14/172

(58) **Field of Classification Search**

USPC ..... D14/172, 173, 203.1-203.7, 496, 188,  
D14/265; D21/324, 325, 369; 273/148 B;  
463/1, 28-35, 46, 47; 369/1, 6-12,  
369/24.01, 30.06, 30.07, 30.08, 30.23;  
710/1; 711/100, 111

CPC ..... A63F 9/00; A63F 9/24; A63F 1/00;  
A63F 3/00

See application file for complete search history.

(56) **References Cited**

**U.S. PATENT DOCUMENTS**

D248,885 S \* 8/1978 Pogue ..... D21/325  
4,643,421 A \* 2/1987 Meyer ..... A63F 13/005  
463/1  
5,413,357 A \* 5/1995 Schulze ..... A63F 9/0291  
463/23

D361,095 S \* 8/1995 O'Donnell ..... D21/325

5,584,763 A \* 12/1996 Kelly ..... A63F 5/04  
273/139

5,855,374 A \* 1/1999 Shoemaker, Jr. .... A63F 9/30  
273/447

6,461,239 B1 \* 10/2002 Sagawa ..... A63F 13/08  
434/307 A

D570,922 S \* 6/2008 Reetz ..... D21/325

D619,659 S \* 7/2010 Damani ..... D21/325

D656,551 S \* 3/2012 Williamson ..... D21/325

D734,819 S \* 7/2015 Rodriguez ..... D14/172

\* cited by examiner

*Primary Examiner* — Prabhakar Deshmukh

(57) **CLAIM**

The ornamental design for a “wall mountable arcade cabinet,” as shown and described.

**DESCRIPTION**

FIG. 1 is a front perspective view of the wall mountable arcade cabinet;

FIG. 2 is a front view of the wall mountable arcade cabinet;

FIG. 3 is a back view of the wall mountable arcade cabinet;

FIG. 4 is a left side view of the wall mountable arcade cabinet;

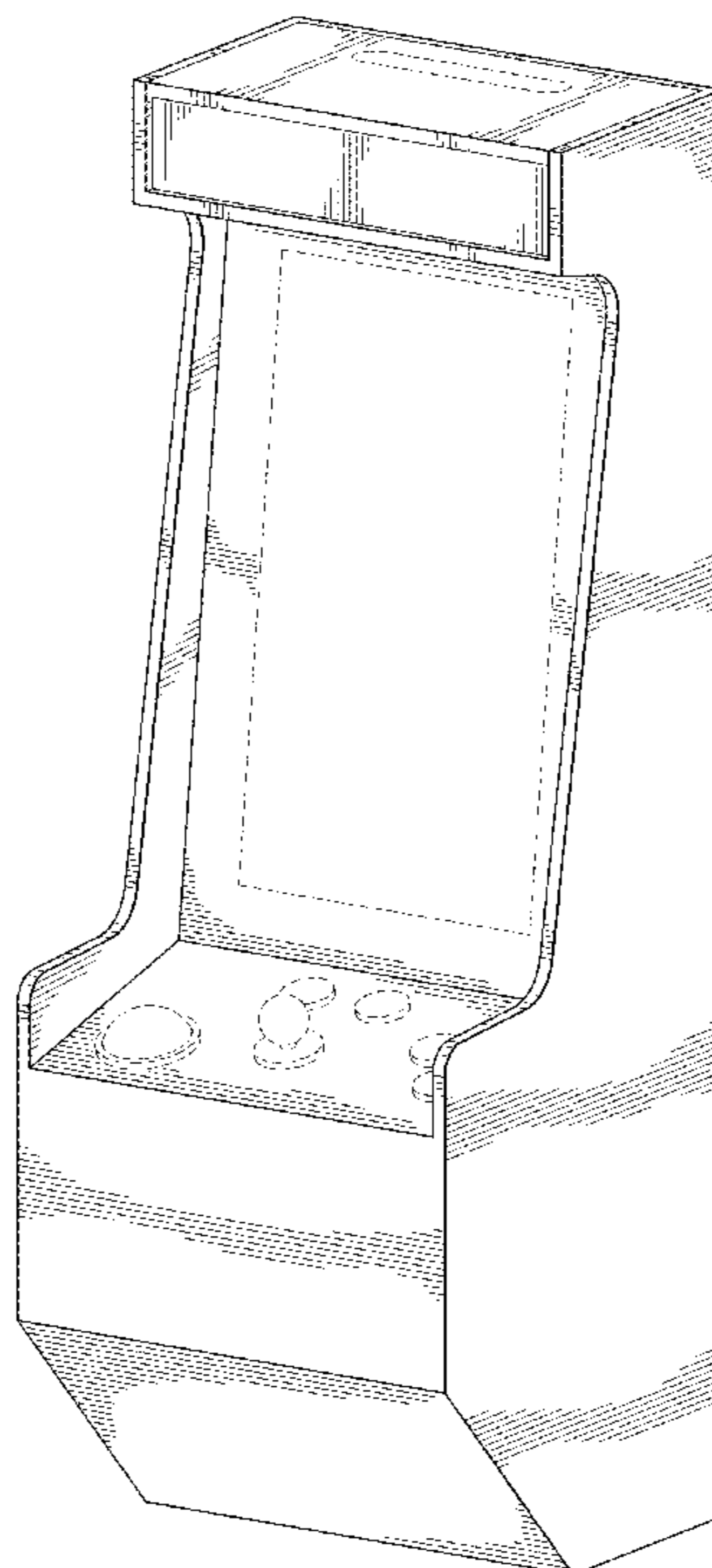
FIG. 5 is a right side view of the wall mountable arcade cabinet;

FIG. 6 is a top view of the wall mountable arcade cabinet; and,

FIG. 7 is a bottom view of the wall mountable arcade cabinet.

The broken lines indicate unclaimed portions and form no part of the claimed design.

**1 Claim, 6 Drawing Sheets**



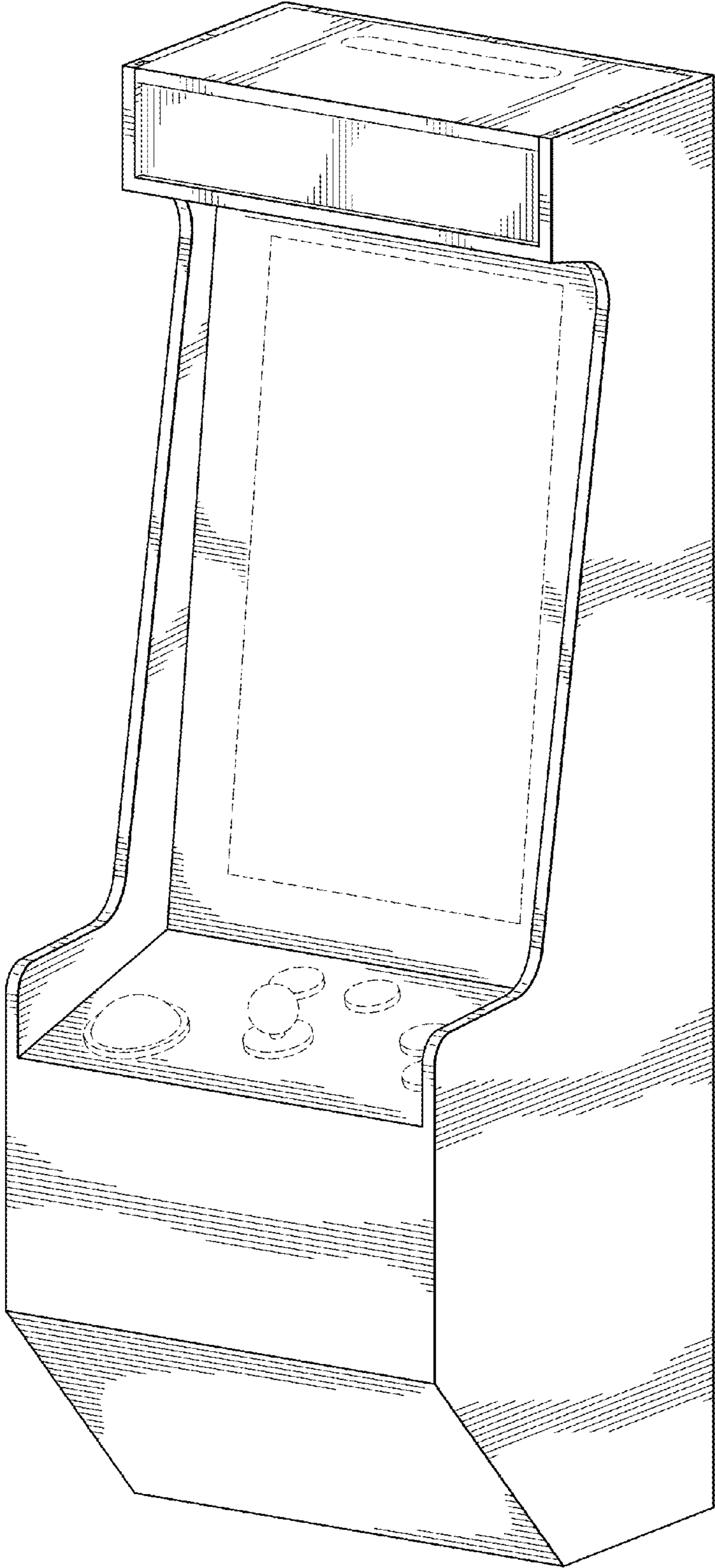


FIG. 1




FIG. 2




FIG. 3

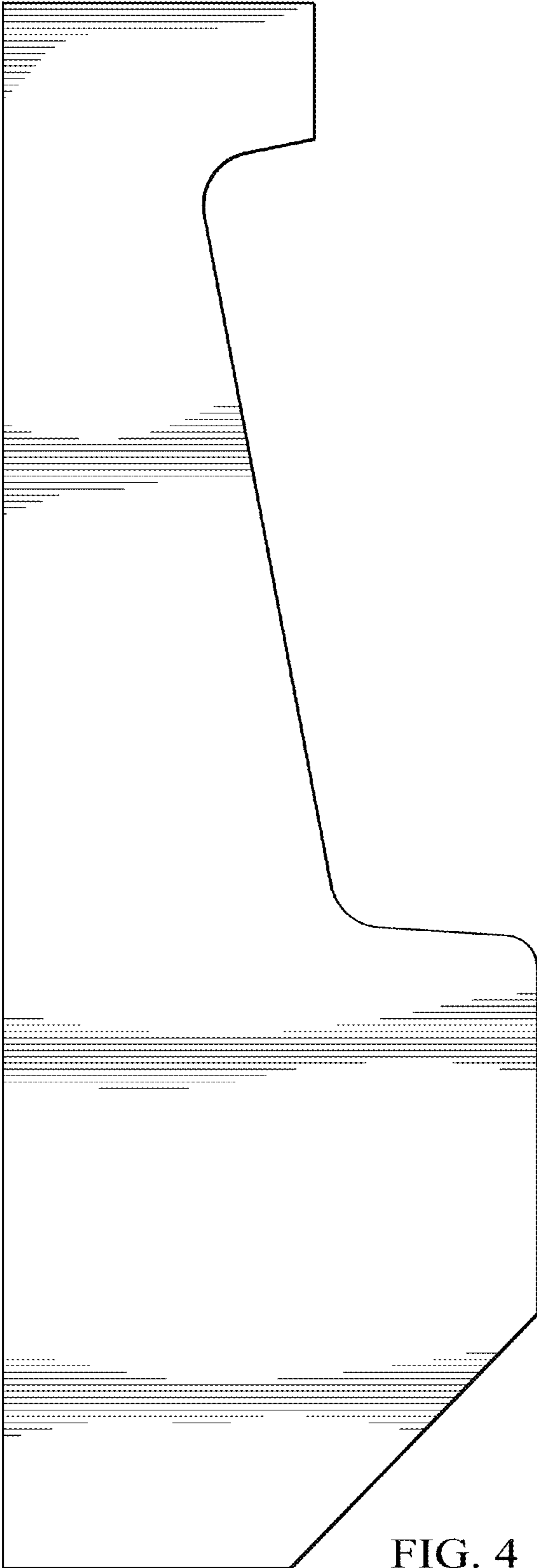


FIG. 4



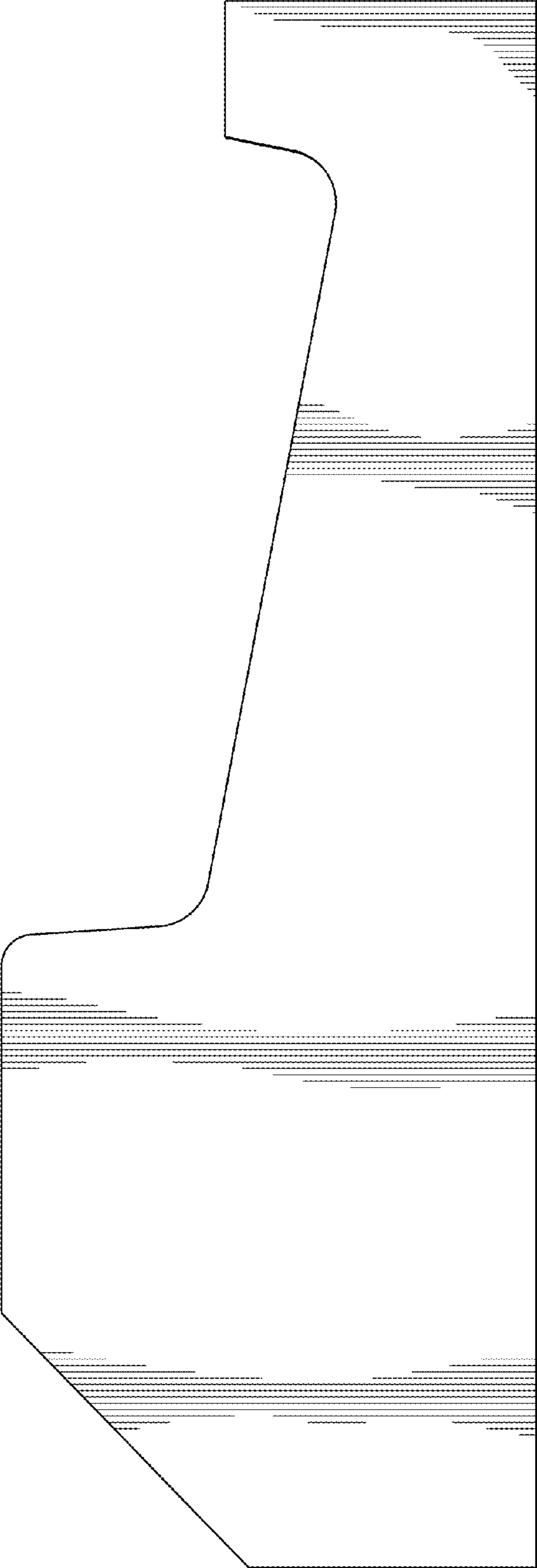


FIG. 5

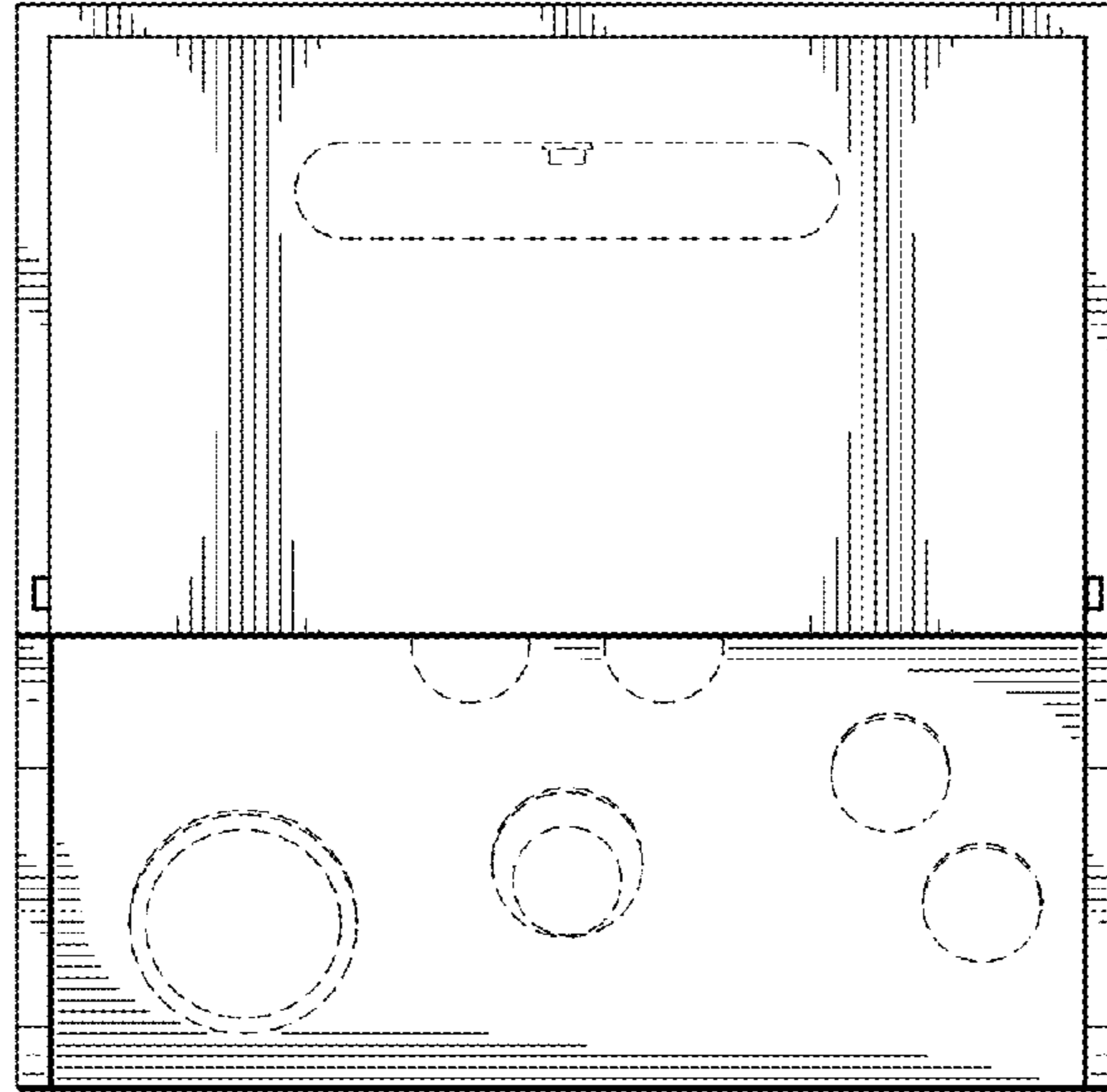


FIG. 6

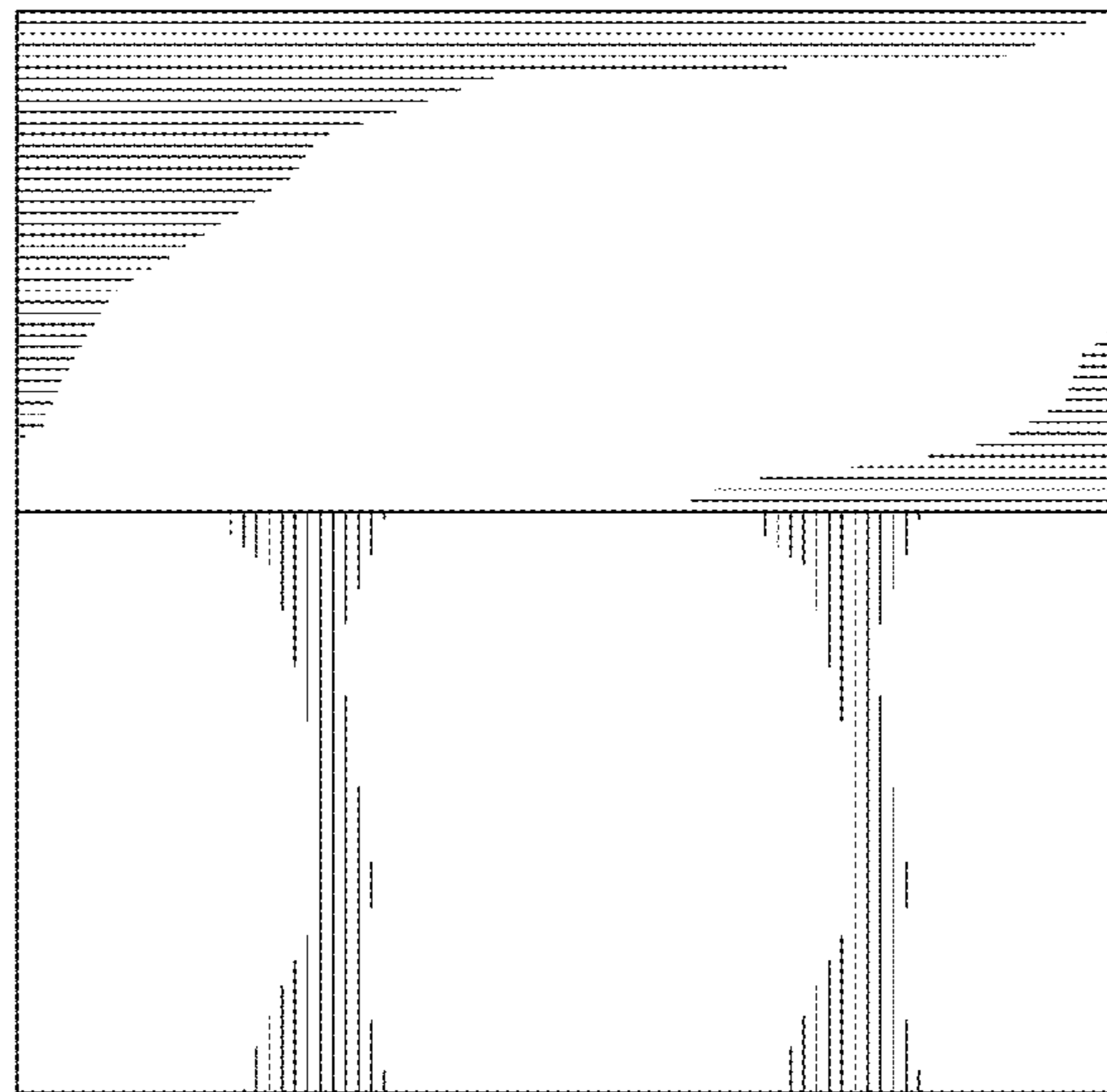


FIG. 7