



US00D762776S

(12) **United States Design Patent**
Laemle

(10) **Patent No.:** **US D762,776 S**
(45) **Date of Patent:** **** Aug. 2, 2016**

- (54) **PEN**
- (71) Applicant: **David A. Laemle**, Westwood, NJ (US)
- (72) Inventor: **David A. Laemle**, Westwood, NJ (US)
- (73) Assignee: **DAVRO PRODUCTS, INC.**, Westwood, NJ (US)
- (**) Term: **14 Years**
- (21) Appl. No.: **29/510,947**
- (22) Filed: **Dec. 4, 2014**
- (51) **LOC (10) Cl.** **19-06**
- (52) **U.S. Cl.**
USPC **D19/199**; D19/907; D19/932
- (58) **Field of Classification Search**
USPC D14/411; D19/115–204
CPC B43K 5/00; B43K 5/005; B43K 7/00;
B43K 7/10; B43K 7/12; B43K 8/04
See application file for complete search history.

(56) **References Cited**

U.S. PATENT DOCUMENTS

D161,310 S *	12/1950	Brown	D19/185
D404,763 S *	1/1999	Shimizu	D19/173
D457,917 S *	5/2002	Traut	D19/172
D476,364 S *	6/2003	Bain	D19/172
D553,189 S *	10/2007	Qiu	D19/169
D559,318 S *	1/2008	Qiu	D19/172
D562,389 S *	2/2008	Ikeda	D19/172
D562,891 S *	2/2008	Qiu	D19/172
D562,895 S *	2/2008	Shibata	D19/172
D576,211 S *	9/2008	Qiu	D19/175
D602,085 S *	10/2009	Matsumura	D19/172
D607,932 S *	1/2010	Zhang	D19/172
D619,169 S *	7/2010	Kent	D19/172
D620,524 S *	7/2010	Shibata	D19/172
D651,241 S *	12/2011	Liang	D19/172
D652,080 S *	1/2012	Shibata	D19/172

D656,991 S *	4/2012	Losel	D19/172
D662,984 S *	7/2012	Yan	D19/172
D670,762 S *	11/2012	Fleming	D19/172
D692,483 S *	10/2013	Laemle	D19/172
D692,484 S *	10/2013	Laemle	D19/172
D710,941 S *	8/2014	Casciotti	D19/177
D735,810 S *	8/2015	Laemle	D19/172

OTHER PUBLICATIONS

- Pen manufactured by Crown Products; first sold in the US in Jan. 2014, 1 page image.
- Pen manufactured by Norwood; first sold in the US in Jan. 2010, 1 page image.
- Pen manufactured by Hub Pen Co; first sold in the US in 2013, 1 page image.
- Pen manufactured by Hub Pen Co; first sold in the US in Jan. 2014, 1 page image.

* cited by examiner

Primary Examiner — Elizabeth Albert

(74) *Attorney, Agent, or Firm* — St Onge Steward Johston and Reens LLC

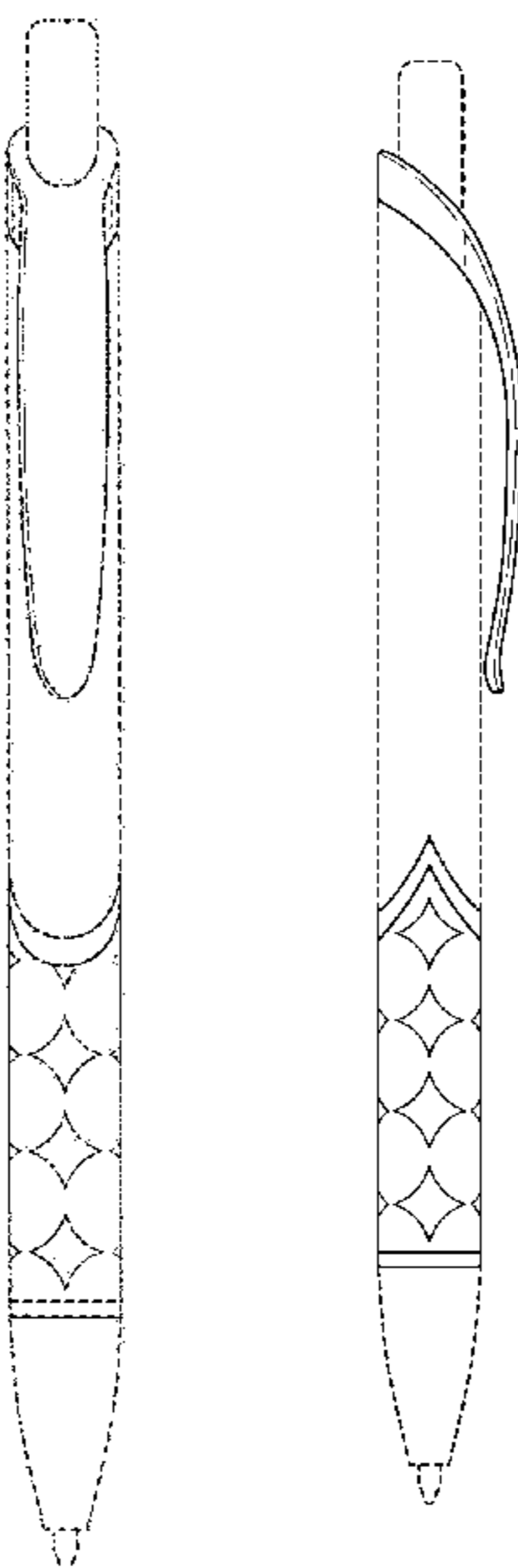
(57) **CLAIM**

The ornamental design for a pen, as shown and described.

DESCRIPTION

FIG. 1 is a top right side isometric view of a pen in accordance with the new design;
 FIG. 2 is a top plan view thereof;
 FIG. 3 is a bottom plan view thereof;
 FIG. 4 is a right side elevational view thereof;
 FIG. 5 is a left side elevational view thereof;
 FIG. 6 is a rear elevational view thereof; and,
 FIG. 7 is a front elevational view thereof.
 The broken lines shown in FIGS. 1-7 are for the purpose of illustrating portions of the pen that form no part of the claimed design.

1 Claim, 6 Drawing Sheets






FIG. 1




FIG. 2




FIG. 3

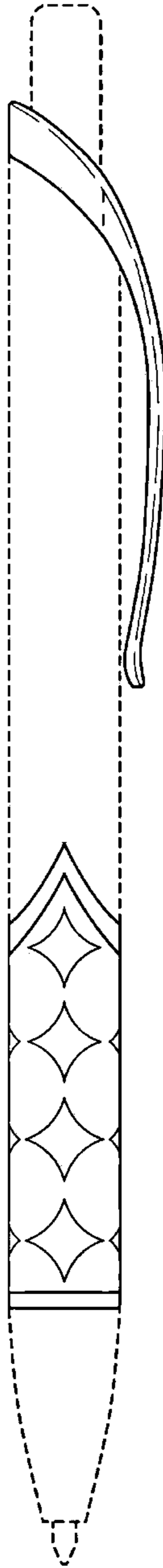


FIG. 4

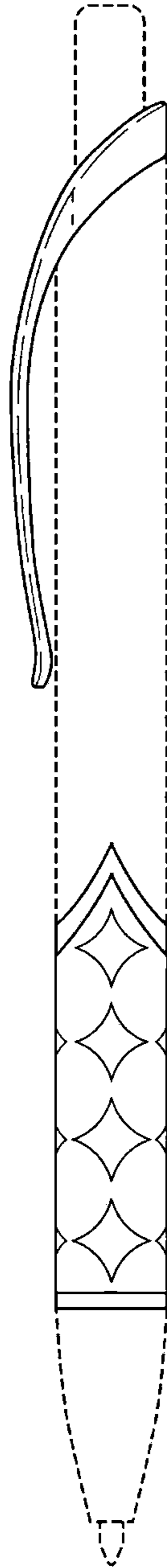


FIG. 5




FIG. 6



FIG. 7