

US00D762774S

(12) **United States Design Patent**  
**Zhang**

(10) **Patent No.:** **US D762,774 S**

(45) **Date of Patent:** **\*\* Aug. 2, 2016**

(54) **WRITING INSTRUMENT**

(71) Applicant: **RiteLine LLC**, Dallas, TX (US)

(72) Inventor: **Enmin Zhang**, Southlake, TX (US)

(73) Assignee: **Riteline LLC**, Dallas, TX (US)

(\*\*) Term: **14 Years**

(21) Appl. No.: **29/522,226**

(22) Filed: **Mar. 27, 2015**

(51) **LOC (10) Cl.** ..... **19-06**

(52) **U.S. Cl.**  
USPC ..... **D19/170; D19/912**

(58) **Field of Classification Search**  
USPC ..... D14/411; D19/115–204  
CPC ..... B43K 5/00; B43K 5/005; B43K 7/00;  
B43K 7/10; B43K 7/12; B43K 8/04  
See application file for complete search history.

(56) **References Cited**

**U.S. PATENT DOCUMENTS**

|              |         |         |       |         |
|--------------|---------|---------|-------|---------|
| D83,671 S *  | 3/1931  | Esterow | ..... | D19/196 |
| D265,212 S   | 6/1982  | Spiegel |       |         |
| D418,163 S * | 12/1999 | Rosen   | ..... | D19/171 |
| D490,108 S * | 5/2004  | Moon    | ..... | D19/174 |
| D492,349 S * | 6/2004  | Qiu     | ..... | D19/172 |
| D499,139 S * | 11/2004 | Oka     | ..... | D19/173 |
| D500,519 S * | 1/2005  | Keda    | ..... | D19/175 |
| D534,954 S * | 1/2007  | Bickert | ..... | D19/155 |
| D539,345 S * | 3/2007  | Bickert | ..... | D19/137 |
| D540,861 S * | 4/2007  | Bickert | ..... | D19/155 |
| D543,237 S * | 5/2007  | Bickert | ..... | D19/155 |
| D559,318 S * | 1/2008  | Qiu     | ..... | D19/172 |
| D562,392 S * | 2/2008  | Qiu     | ..... | D19/172 |

|              |         |              |       |         |
|--------------|---------|--------------|-------|---------|
| D583,414 S   | 12/2008 | Booker       |       |         |
| D589,557 S * | 3/2009  | Kusch        | ..... | D19/172 |
| D591,352 S * | 4/2009  | Gerules      | ..... | D19/174 |
| D594,059 S * | 6/2009  | Shibata      | ..... | D19/173 |
| D609,744 S * | 2/2010  | Rathod       | ..... | D19/173 |
| D612,888 S * | 3/2010  | Rolion       | ..... | D19/171 |
| D619,169 S * | 7/2010  | Kent         | ..... | D19/172 |
| D623,223 S * | 9/2010  | Chaffee      | ..... | D19/134 |
| D633,142 S * | 2/2011  | Chaffee      | ..... | D19/134 |
| D641,405 S * | 7/2011  | Guo          | ..... | D19/174 |
| D690,358 S * | 9/2013  | Jin          | ..... | D19/172 |
| D692,484 S * | 10/2013 | Laemle       | ..... | D19/172 |
| D700,238 S   | 2/2014  | Slemp        |       |         |
| D706,348 S   | 6/2014  | Inoue et al. |       |         |
| D710,447 S * | 8/2014  | Shibata      | ..... | D19/173 |

\* cited by examiner

*Primary Examiner* — Elizabeth Albert

(74) *Attorney, Agent, or Firm* — Wei Wei Jeang; Grable Martin Fulton PLLC


(57) **CLAIM**

The ornamental design for a writing instrument, as shown and described.

**DESCRIPTION**

FIG. 1 is a front elevational view of a writing instrument showing my new design;  
FIG. 2 is a rear elevational view thereof;  
FIG. 3 is a right side elevational view thereof;  
FIG. 4 is a left side elevational view thereof  
FIG. 5 is a left, front top perspective view thereof;  
FIG. 6 is a right, front, bottom perspective view thereof;  
FIG. 7 is a top plan view thereof; and,  
FIG. 8 is a bottom plan view thereof.

**1 Claim, 5 Drawing Sheets**



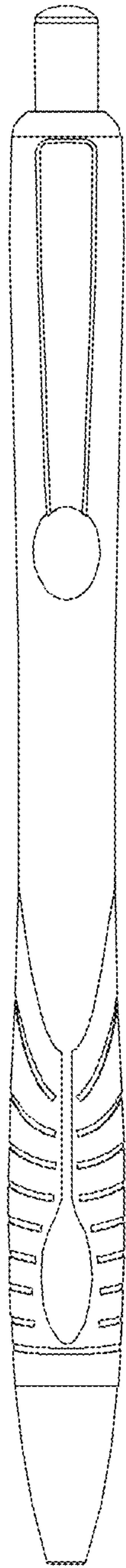


FIG .1




FIG .2




FIG .3




FIG .4

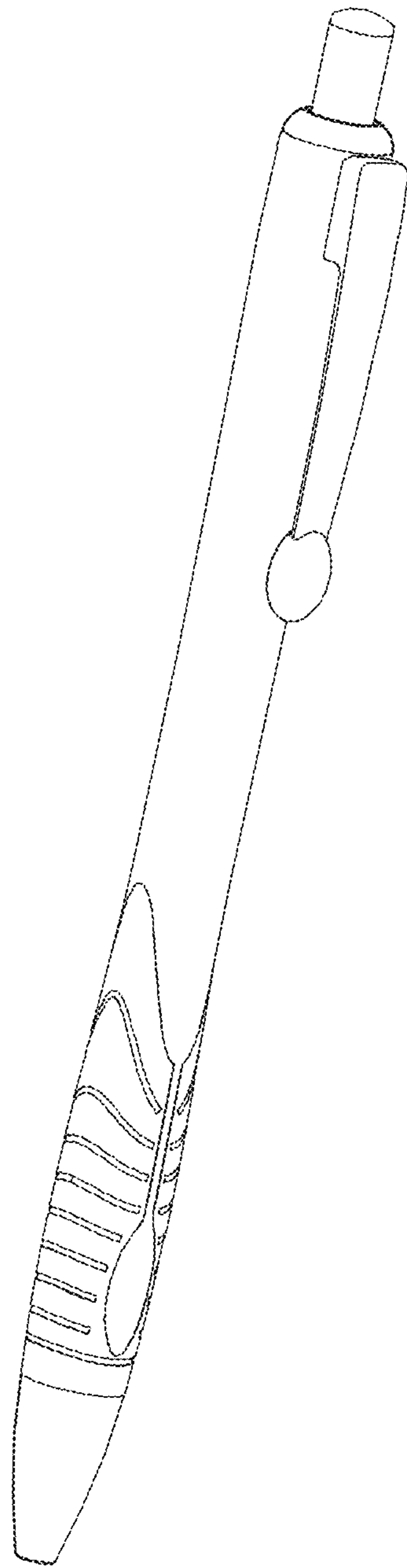


FIG. 5




FIG .6

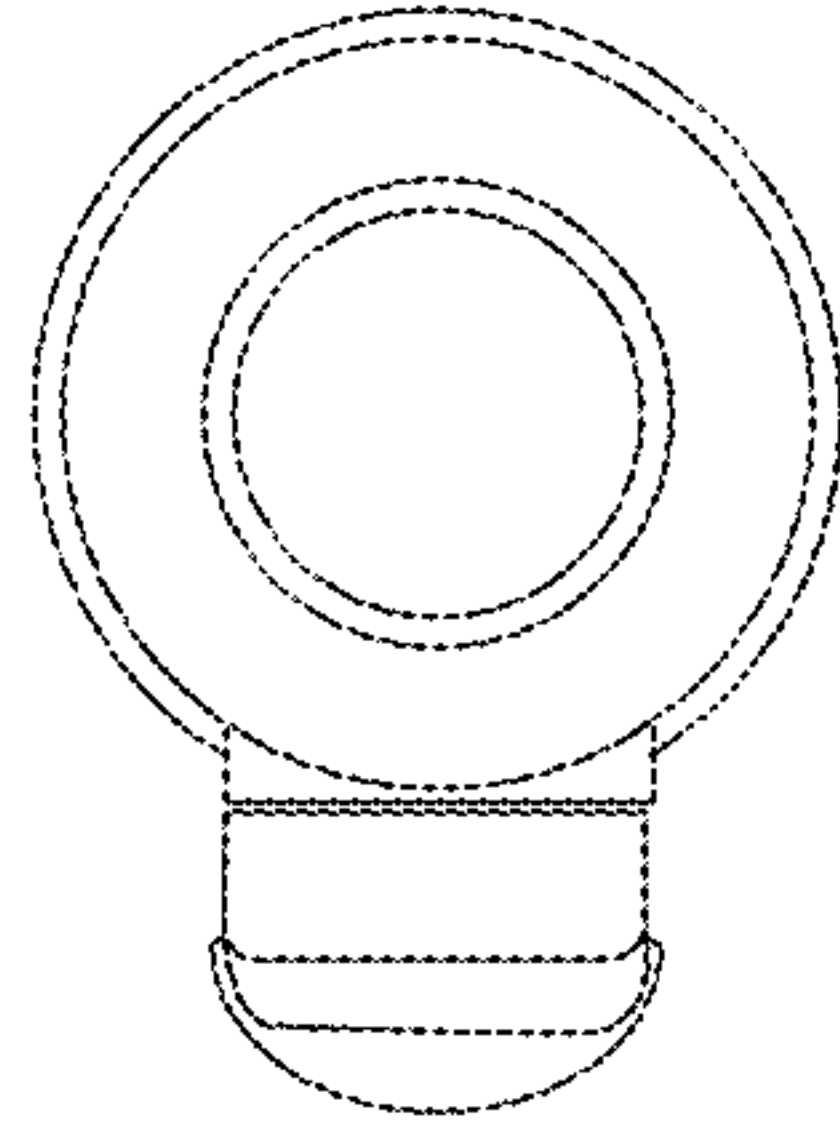


FIG .7

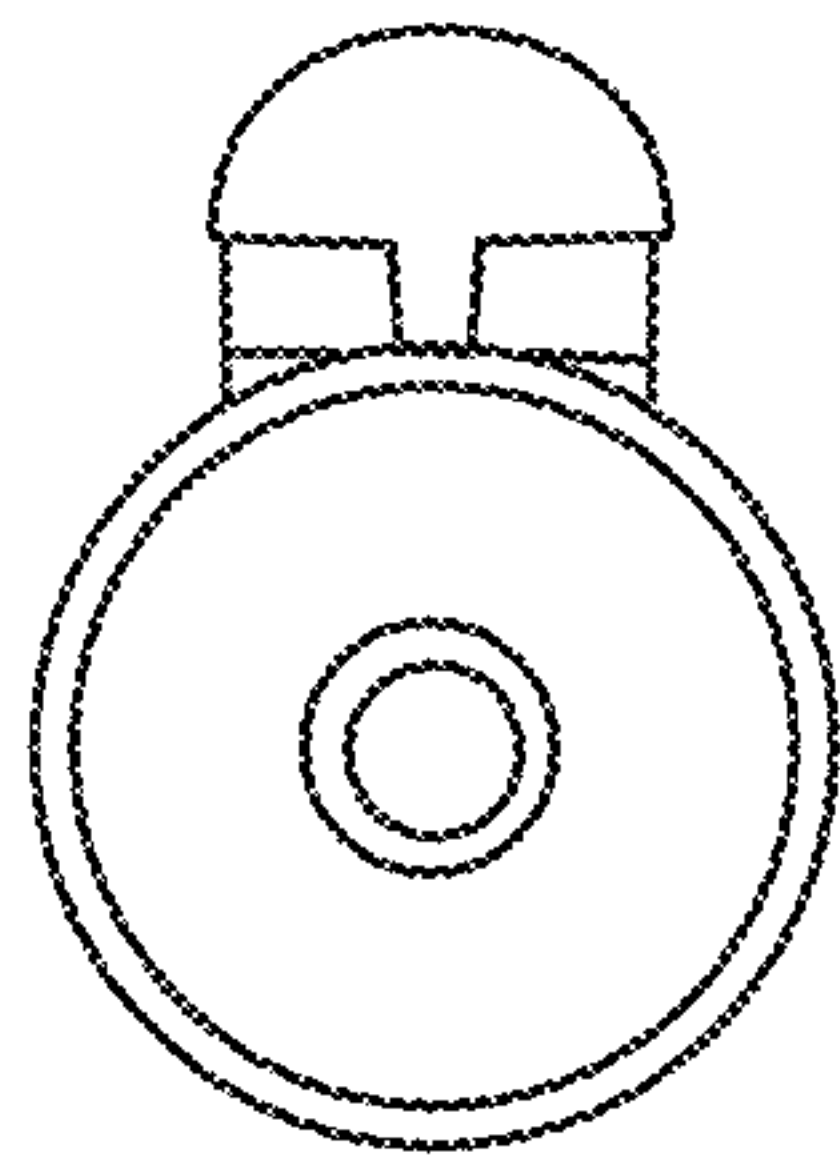


FIG .8