



US00D762773S

(12) **United States Design Patent**
Lee

(10) **Patent No.:** **US D762,773 S**
(45) **Date of Patent:** **** Aug. 2, 2016**

(54) **MARKER PEN**

(71) Applicant: **AMOS CO., Ltd.**, Gyeonggi-do (KR)

(72) Inventor: **Eun-Sung Lee**, Seoul (KR)

(73) Assignee: **AMOS CO., Ltd.**, Gyeonggi-do (KR)

(**) Term: **14 Years**

(21) Appl. No.: **29/516,044**

(22) Filed: **Jan. 29, 2015**

(30) **Foreign Application Priority Data**

Jan. 15, 2015 (KR) 30-2015-0002069

(51) **LOC (10) Cl.** **19-06**

(52) **U.S. Cl.**
USPC **D19/168; D19/933**

(58) **Field of Classification Search**
USPC D14/411; D19/115–204
CPC B43K 5/00; B43K 5/005; B43K 7/00;
B43K 7/10; B43K 7/12; B43K 8/04
See application file for complete search history.

(56) **References Cited**

U.S. PATENT DOCUMENTS

- 1,244,974 A * 10/1917 Gerdom B43K 1/08
401/216
- 2,457,217 A * 12/1948 Ernst B43K 27/08
401/172
- 3,002,517 A * 10/1961 Pitton A45D 34/042
222/327
- 3,003,468 A * 10/1961 Rosenthal B43K 8/20
401/208
- 4,308,879 A * 1/1982 Thornbloom A45D 40/18
132/317
- D327,912 S * 7/1992 Tsai D19/163

- D377,193 S * 1/1997 Takemura D19/135
- D409,241 S * 5/1999 Melnick D19/164
- 5,988,909 A * 11/1999 Luke, Jr. B43K 5/005
401/6
- D437,888 S * 2/2001 Briggel D19/169
- D472,926 S * 4/2003 Nishitani D19/163
- D474,239 S * 5/2003 Rosenbaum D19/121
- D480,422 S * 10/2003 Belmondo D19/165
- 7,180,509 B2 * 2/2007 Fermgard G06F 3/03542
178/19.05
- D545,898 S * 7/2007 Iwasaki D19/163
- D567,939 S * 4/2008 Mattigka D24/114
- D583,414 S * 12/2008 Booker D19/174
- D659,758 S * 5/2012 Kim D19/163
- D681,115 S * 4/2013 Lee D19/168
- D689,926 S * 9/2013 Miskin D19/914
- D726,824 S * 4/2015 Lee D19/164
- D732,111 S * 6/2015 Li D19/164
- 2015/0273932 A1 * 10/2015 Rosato B43K 24/026
401/117

* cited by examiner

Primary Examiner — Elizabeth Albert

(74) *Attorney, Agent, or Firm* — Blank Rome LLP

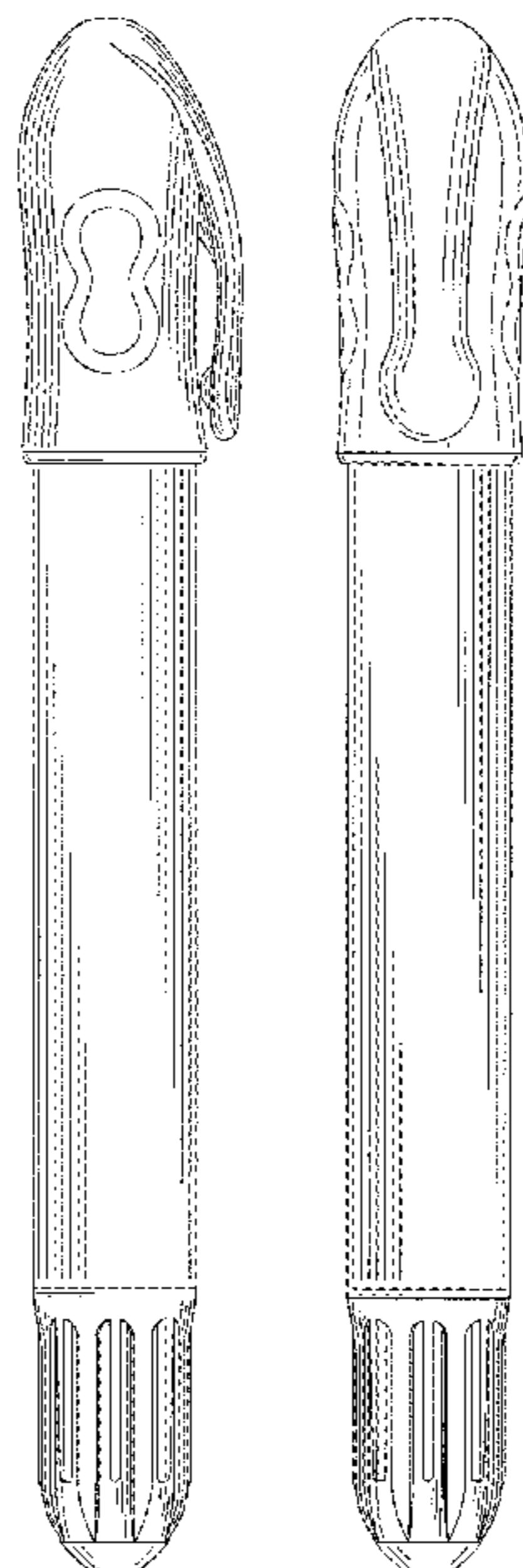
(57) **CLAIM**

The ornamental design for a marker pen, as shown and described.

DESCRIPTION

FIG. 1 is a perspective view of new design for a marker pen as shown in the drawings;
FIG. 2 is a front elevation view thereof;
FIG. 3 is a rear elevation view thereof;
FIG. 4 is a left side view thereof;
FIG. 5 is a right side view thereof;
FIG. 6 is a top plan view thereof; and,
FIG. 7 is a bottom plan view.

1 Claim, 6 Drawing Sheets



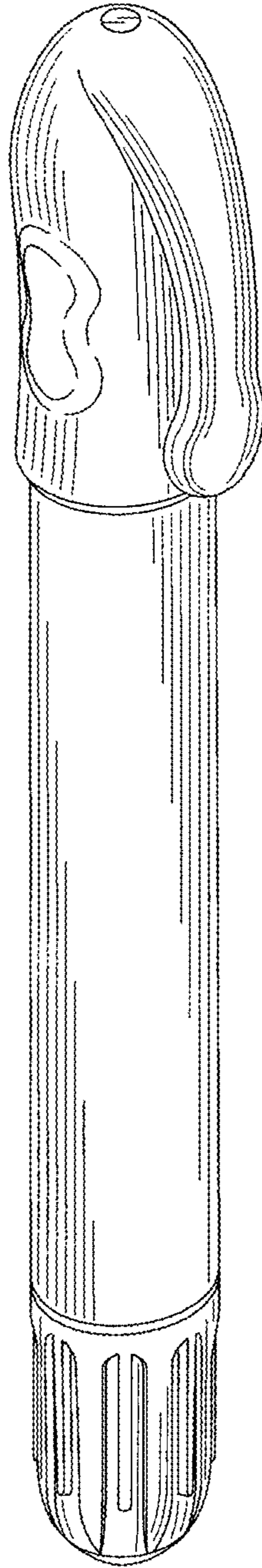


FIG. 1




FIG. 2

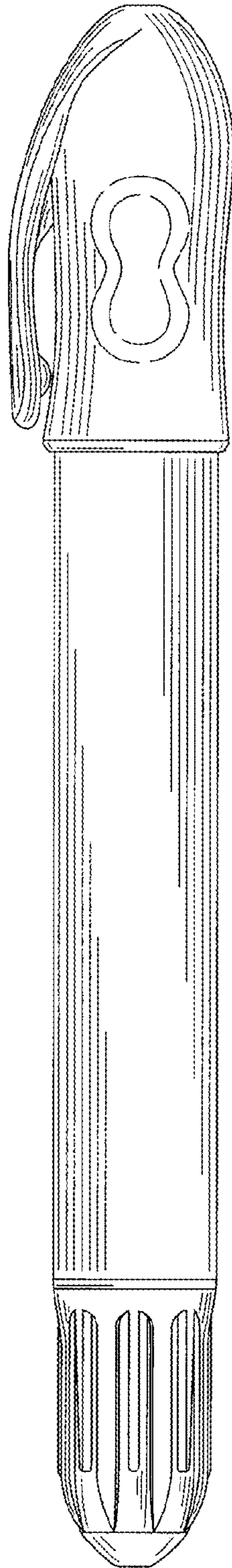


FIG. 3

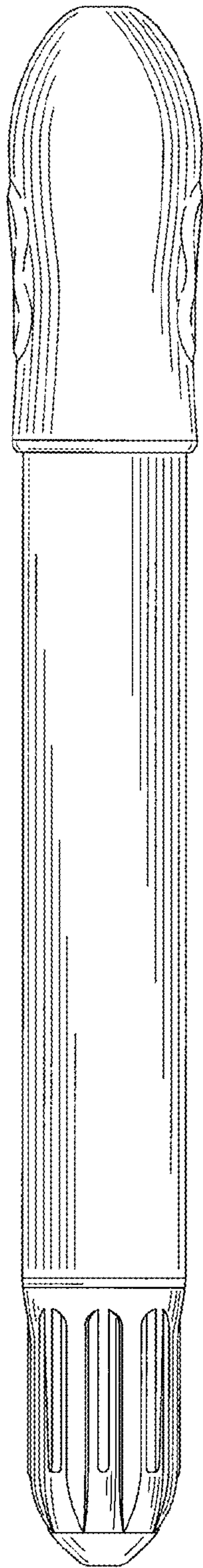


FIG. 4

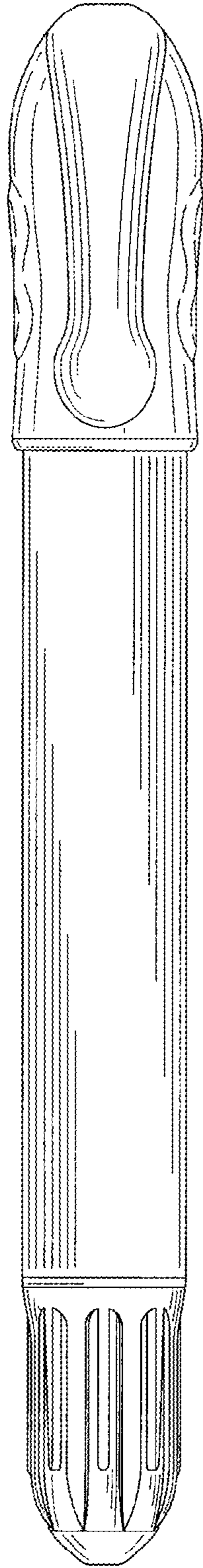


FIG. 5

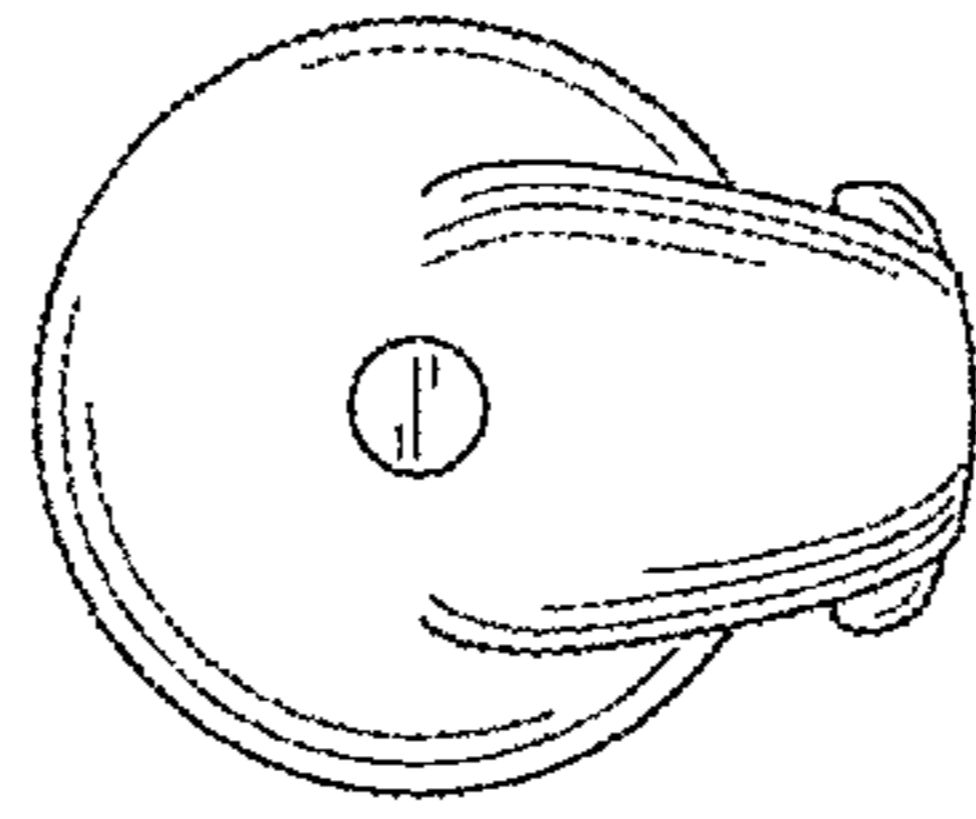


FIG. 6

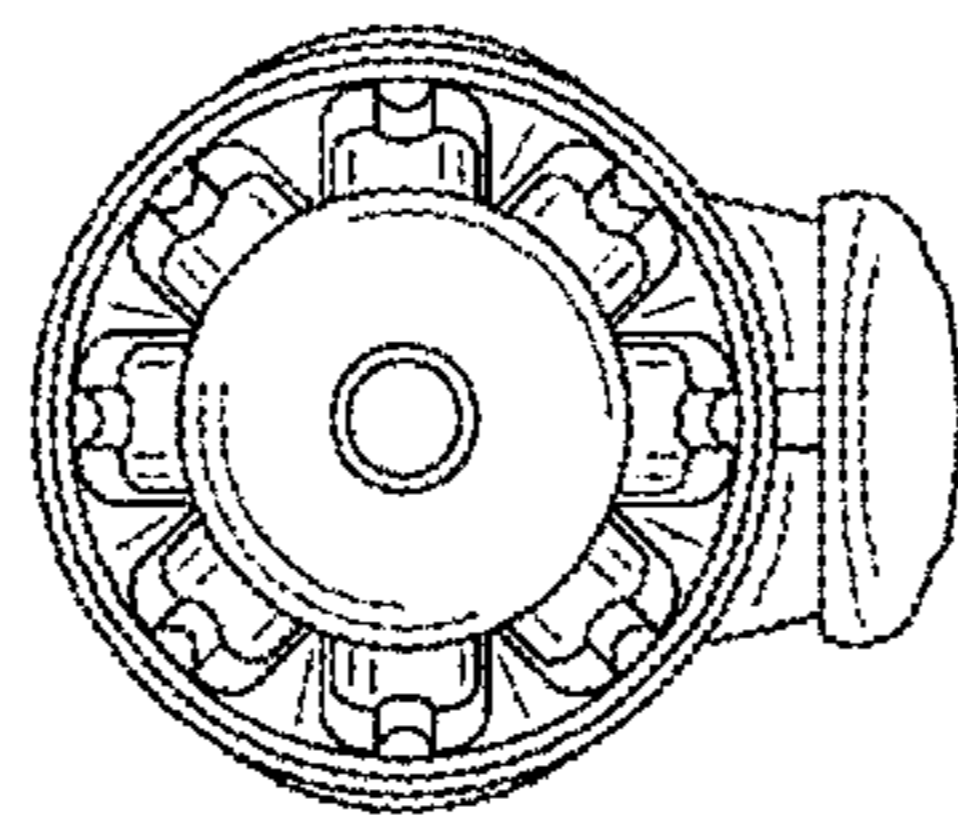


FIG. 7